



MARKET DAILY

<https://www.pflpetroleum.com>
 1865 Veterans Park Dr. Suite 303
 Naples, Florida 34109
 Phone: 239-390-2885
 Fax: 239-949-0611
 Aug 28, 2020 7:08 PM

Major Energy Futures

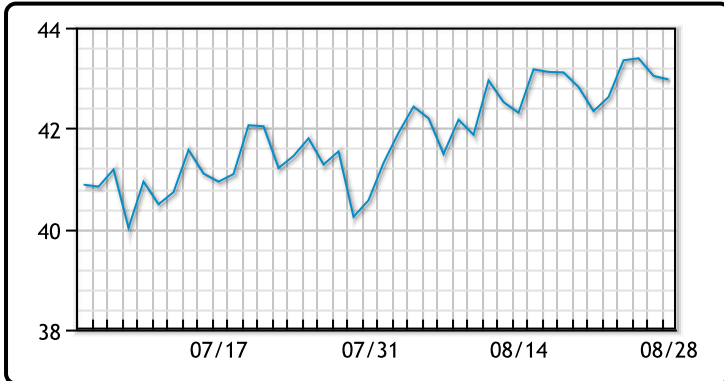
	Settle	Change
Brent	45.81	0.21
Gas Oil	365.5	-8.5
Natural Gas	2.657	0.136
RBOB	131.55	-7.61
ULSD	121.62	-3.4
WTI	42.97	-0.07

Market Commentary

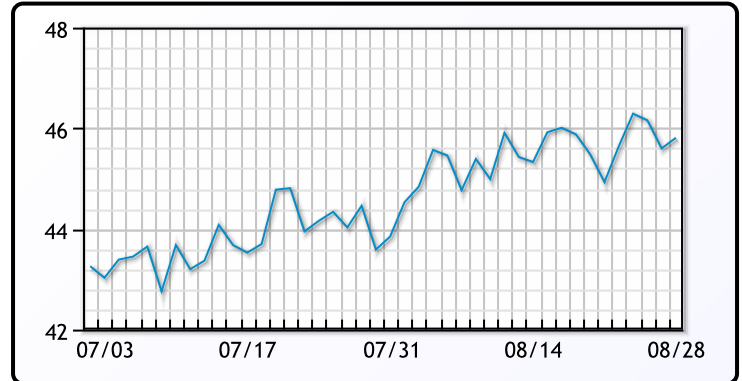
Oil prices were mixed today as the market largely shrugged off the impact of Hurricane Laura, but prices still headed for week over week gains for the fourth straight week. Refineries are beginning to assess damage and working on restarting operations. However, gasoline demand is still low and inventories remain high. "Refiners may be reluctant to quickly return to production when the product they make is a money losing proposition," Robert Yawger, director of energy futures at Mizuho Securities, wrote on Friday. Refining margins for combined gasoline and diesel jumped 12% today due to refinery closures, according to a Jeffries report. They also added that these cracks likely won't last given the ample unutilized capacity elsewhere and elevated inventories. RBOB settled about where it started for the week after a wild ride in light of the storm. WTI traded down \$.07 or -.16% to close at \$42.97. Brent traded up \$.21 or .46% to close at \$45.81.

Crude & Product Markets

WTI



BRENT



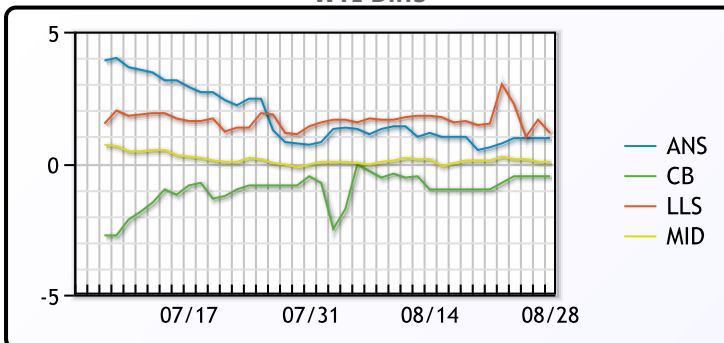
CRUDE

	Last	Week Ago	Month Ago
ANS	43.92	42.79	41.79
BLS	42.47	41.19	40.19
LLS	44.12	43.69	42.14
Mid	43.02	42.29	40.89
WTI	42.97	42.19	41.04

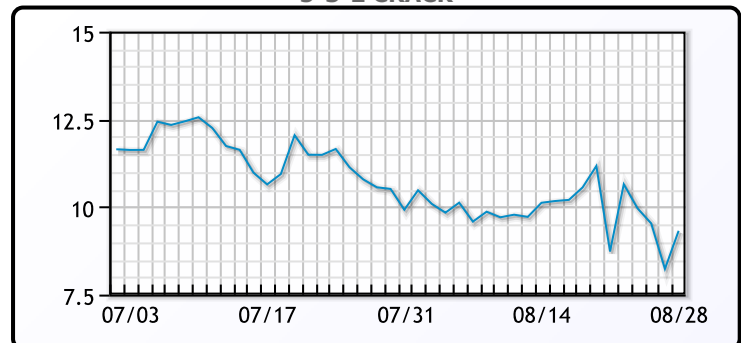
PRODUCTS

	Last	Week Ago	Month Ago
Gulf RBOB	122.15	124.3	119.77
Gulf ULSD	118.98	116.83	119.29
NYH RBOB	132.05	128.74	127.68
NYH ULSD	121.75	120.93	124.46
USGC 3%	40.38	41.13	37.13

WTI Diffs



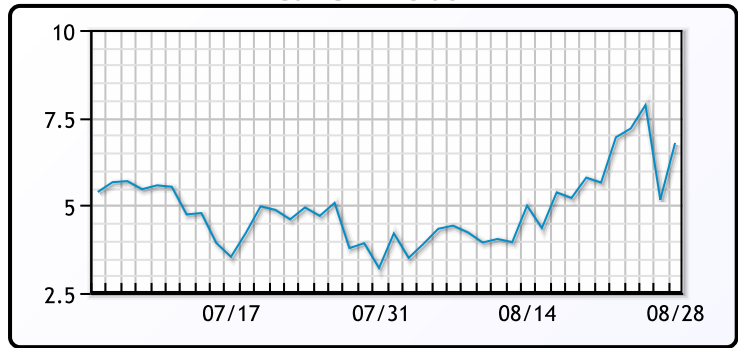
5-3-2 CRACK



3-2-1 Crack



Gulf 3-2-1 Crack



NGLs

MB

	Last	Week Ago	Month Ago
Butane	55.25	51.25	50
IsoButane	61.25	58.75	57.5
Natural Gasoline	86.25	87.5	84.25
Propane	51.5	50.375	49.75

CONWAY

	Last	Week Ago	Month Ago
Butane	53.5	52.5	51.75
IsoButane	75	79.5	72
Natural Gasoline	86	84	84
Propane	47.25	47.5	48.25

MB NON

	Last	Week Ago	Month Ago
Butane	59.25	57.25	53.5
IsoButane	61.25	58.75	57.5
Natural Gasoline	86.75	84.5	73.25
Propane	51.25	51	51.63

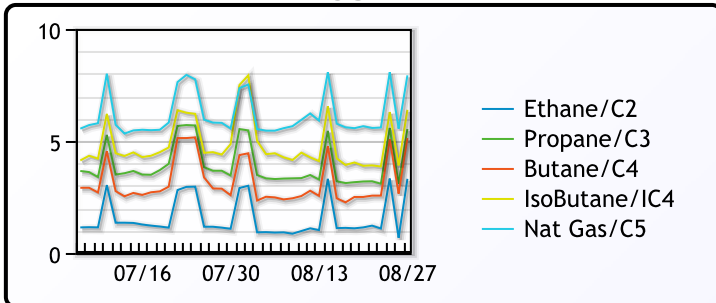
EDMONTON

	Last	Week Ago	Month Ago
Propane	23.62	25	29.38

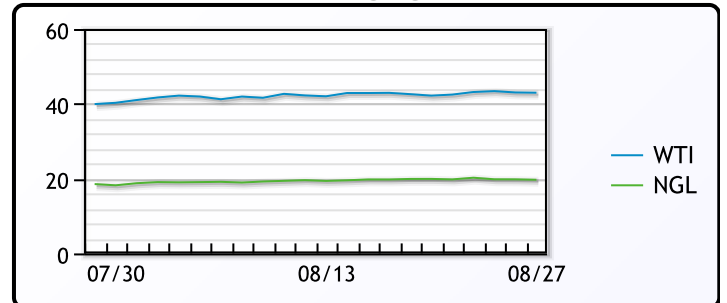
SARNIA

	Last	Week Ago	Month Ago
Propane	61	60.75	63

FRAC SPREAD



WTI vs NGL



FX

	Last	Change
CAD	1.3099	-0.0029
DXY	92.371	-0.63001
Gold	1964.83	35.29

RATES

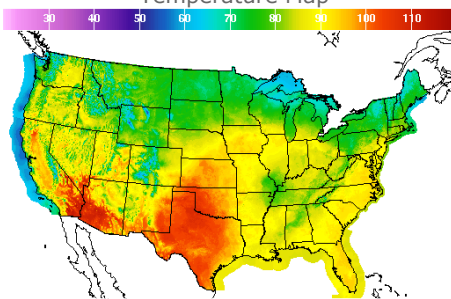
	Last	Change
US 2yr	0.127	-0.0313
US 10yr	0.7211	-0.0311
CAN 10yr	0.633	-0.032

EQUITIES

	Last	Change
Nasdaq	11695.63	70.29
TSX	1002.28	-3.5
S&P 500	3508.01	23.46

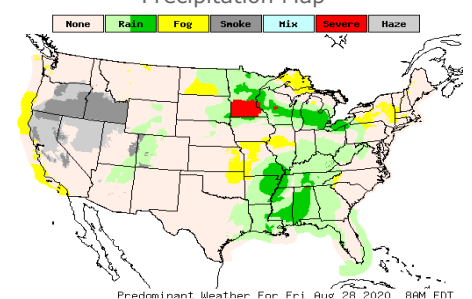
Weather Data

Temperature Map



City	HIGH °F	LOW °F
Calgary	78	59
Conway	73	59
Cushing	99	81
Denver	68	65
Houston	90	84
Mont Belvieu	87	82
Sarnia	75	70
Williston	75	62

Precipitation Map



This report has been prepared by PFL Petroleum Limited personnel for your information only and the views expressed are intended to provide market commentary and are not recommendations. This report is not an offer to sell or a solicitation of any offer to buy any security. The information contained herein has been compiled by PFL from sources believed to be reliable, but no representation or warranty, express or implied, is made by PFL Petroleum Limited, its affiliates or any other person as to its accuracy, completeness or correctness. Copyright 2017 PFL Petroleum Limited. All Rights Reserved