



# MARKET DAILY

<https://www.pflpetroleum.com>  
 1865 Veterans Park Dr. Suite 303  
 Naples, Florida 34109  
 Phone: 239-390-2885  
 Fax: 239-949-0611  
 Aug 27, 2020 6:35 PM

## Major Energy Futures

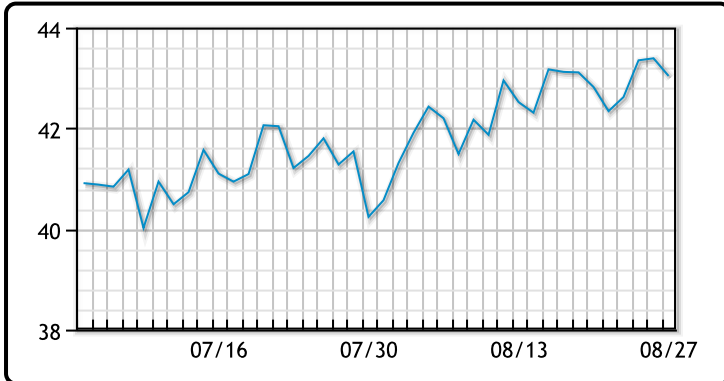
	Settle	Change
Brent	45.09	-0.55
Gas Oil	362.5	-7.5
Natural Gas	2.71	0.136
RBOB	128.45	-7.61
ULSD	121.07	-3.4
WTI	43.04	-0.35

## Market Commentary

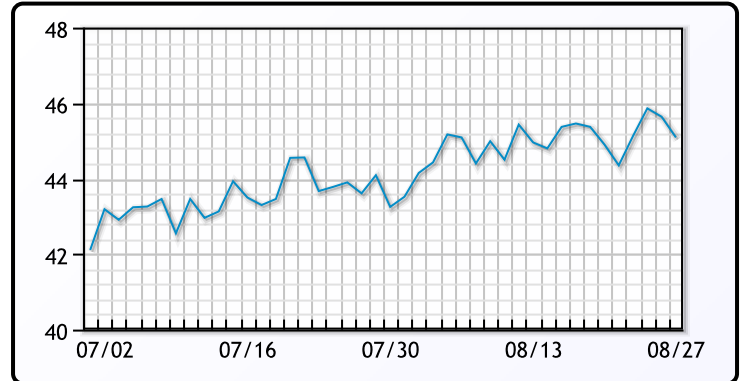
Oil prices slipped today as US energy firms begin to tally the damage from Hurricane Laura which is now heading north on its path. Even with no or little damage, refineries take days to resume production from a cold shut, and widespread power outages and evacuations could slow the process further. It will take significantly longer for offshore production. The US today logged another 1 million jobless claims, coming in right as expected but still significantly higher than normal. There was a big draw in inventories yesterday, with crude stocks being drawn down -4.69MM/bbls, vs a forecasted -2.21MM/bbls. Exports were up 1.23MM/bpd to 3.36MM/bpd, while production was mostly flat at 10.8MM/bpd. Gasoline stocks had a big draw of -4.58MM/bbls, more than double the forecasted draw as demand increased by 531K/bpd. Distillate stocks had a build of 1.39MM/bbls, vs a forecasted draw of -378K. WTI traded down \$.35 or -.81% to close at \$43.04. Brent traded down \$.55 or -1.21% to close at \$45.09. Our thoughts and prayers are with all of those in the path of Hurricane Laura. Please stay safe.

## Crude & Product Markets

WTI



BRENT



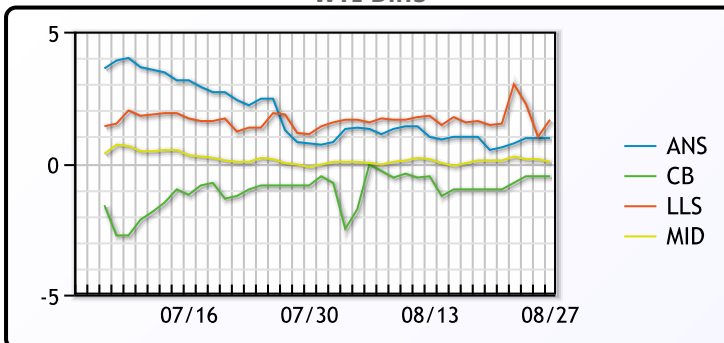
CRUDE

	Last	Week Ago	Month Ago
ANS	43.99	43.08	42.4
BLS	42.54	41.58	40.75
LLS	44.69	44.03	42.75
Mid	43.09	42.68	41.55
WTI	43.04	42.58	41.6

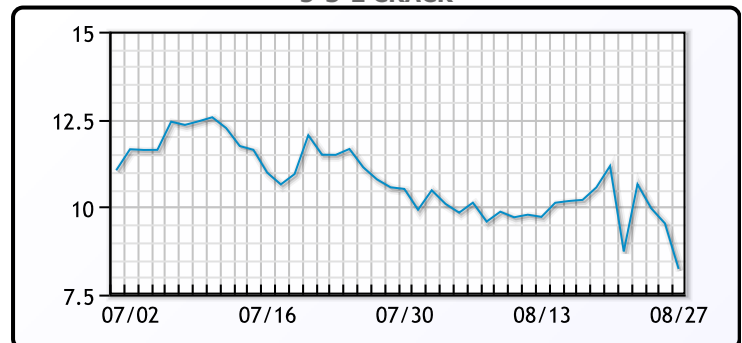
PRODUCTS

	Last	Week Ago	Month Ago
Gulf RBOB	121.19	123.64	120.22
Gulf ULSD	117.83	120.07	120.47
NYH RBOB	125.95	129.77	128.62
NYH ULSD	122.07	124.42	125.54
USGC 3%	40.88	41.38	37.38

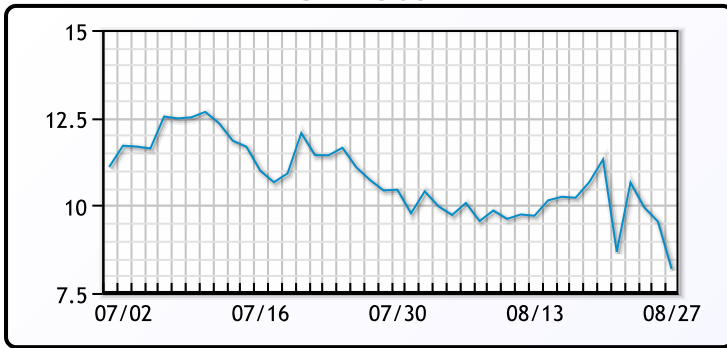
WTI Diffs



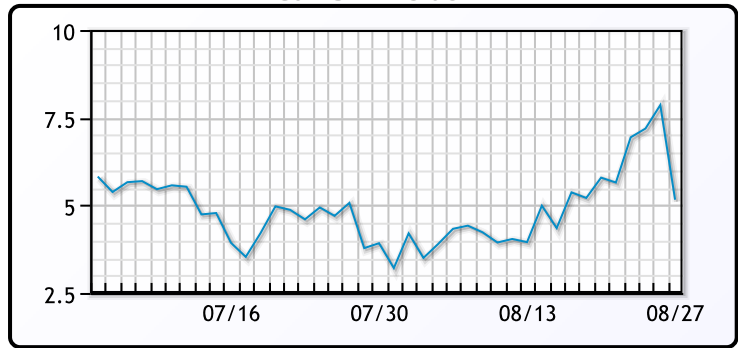
5-3-2 CRACK



**3-2-1 Crack**



**Gulf 3-2-1 Crack**



**NGLs**

**MB**

	Last	Week Ago	Month Ago
Butane	54.375	49.75	52.75
IsoButane	60.375	60.25	58.75
Natural Gasoline	87.75	86.75	84.25
Propane	50.75	50.75	51.125

**CONWAY**

	Last	Week Ago	Month Ago
Butane	53.5	53	54.5
IsoButane	75	80	81
Natural Gasoline	84	85.75	85.5
Propane	47.25	47.5	49

**MB NON**

	Last	Week Ago	Month Ago
Butane	58.375	57.75	56.25
IsoButane	60.375	60.25	58.75
Natural Gasoline	86	86	75
Propane	51.5	51.5	52

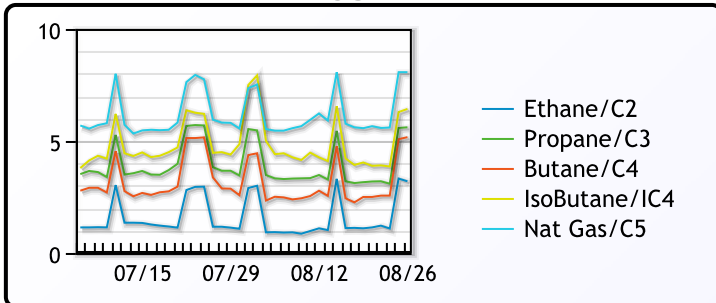
**EDMONTON**

	Last	Week Ago	Month Ago
Propane	23.62	25.5	29.25

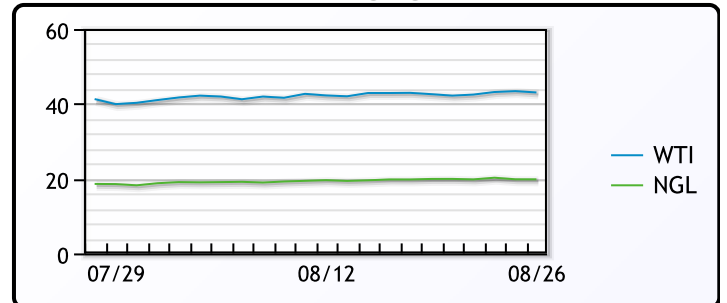
**SARNIA**

	Last	Week Ago	Month Ago
Propane	61	60.75	63

**FRAC SPREAD**



**WTI vs NGL**



**FX**

	Last	Change
CAD	1.3124	-0.0004
DXY	93.00101	-0.00499
Gold	1928.42	-1.12

**RATES**

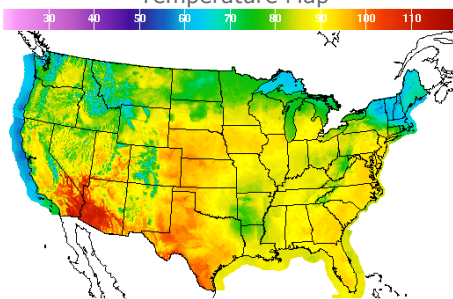
	Last	Change
US 2yr	0.1583	0.0079
US 10yr	0.7522	0.0638
CAN 10yr	0.665	0.052

**EQUITIES**

	Last	Change
Nasdaq	11625.34	-39.72
TSX	1005.78	-3.523
S&P 500	3484.55	5.82

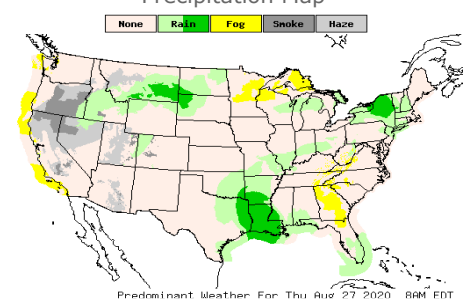
**Weather Data**

**Temperature Map**



City	HIGH °F	LOW °F
Calgary	66	57
Conway	76	67
Cushing	89	74
Denver	91	81
Houston	97	86
Mont Belvieu	94	82
Sarnia	81	68
Williston	83	68

**Precipitation Map**



This report has been prepared by PFL Petroleum Limited personnel for your information only and the views expressed are intended to provide market commentary and are not recommendations. This report is not an offer to sell or a solicitation of any offer to buy any security. The information contained herein has been compiled by PFL from sources believed to be reliable, but no representation or warranty, express or implied, is made by PFL Petroleum Limited, its affiliates or any other person as to its accuracy, completeness or correctness. Copyright 2017 PFL Petroleum Limited. All Rights Reserved