



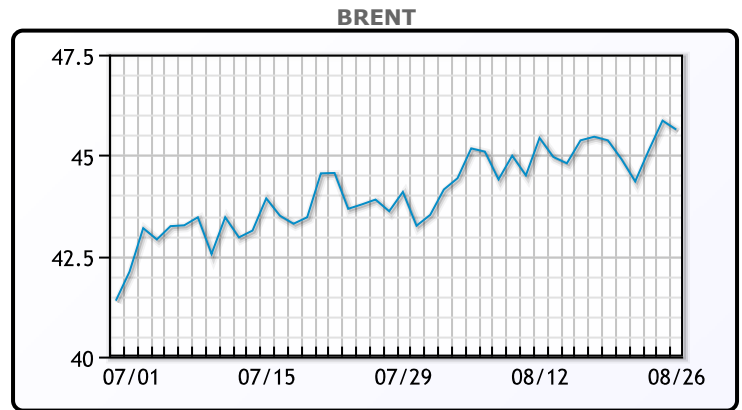
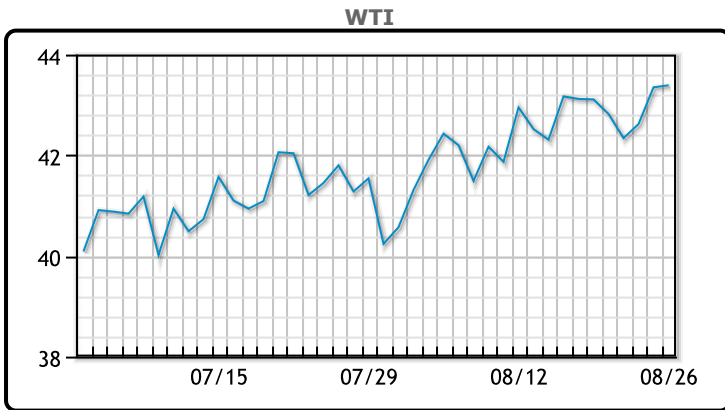
MARKET DAILY

<http://www.pflpetroleum.com>
 1865 Veterans Park Dr. Suite 303
 Naples, Florida 34109
 Phone: 239-390-2885
 Fax: 239-949-0611
 Aug 26, 2020 8:13 AM

Major Energy Futures		
	Settle	Change
Brent	45.64	-0.22
Gas Oil	371	-7.5
Natural Gas	2.461	-0.028
RBOB	136.06	-3.53
ULSD	124.47	-1.54
WTI	43.39	0.04

Market Commentary
 Due to technical difficulties there will be no commentary today

Crude & Product Markets

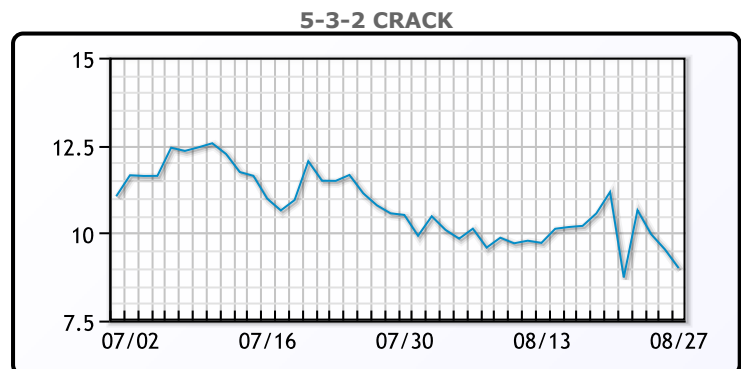
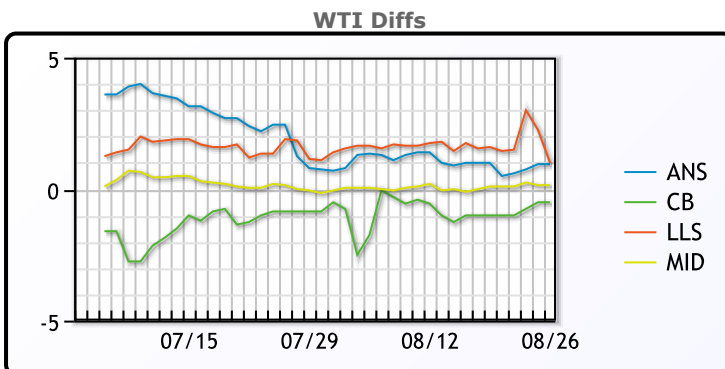


CRUDE

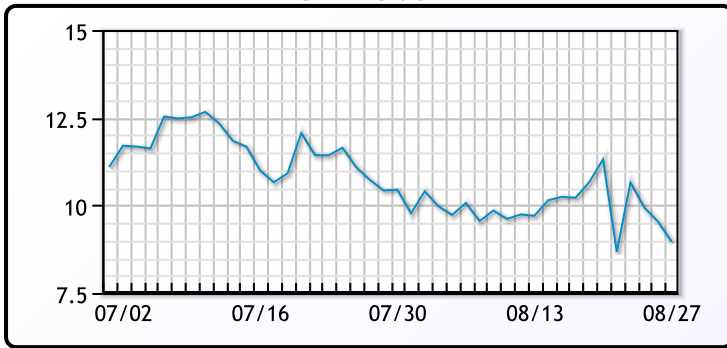
	Last	Week Ago	Month Ago
ANS	44.34	43.93	42.39
BLS	42.89	41.93	40.29
LLS	44.39	44.53	42.99
Mid	43.54	43.03	41.14
WTI	43.39	42.93	41.14

PRODUCTS

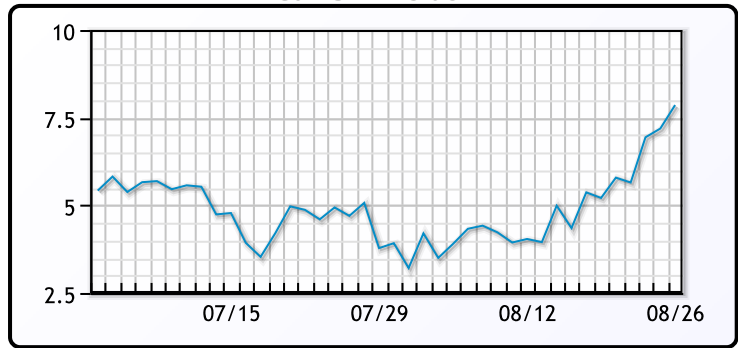
	Last	Week Ago	Month Ago
Gulf RBOB	126.59	123.55	121.6
Gulf ULSD	120.64	119.35	120.75
NYH RBOB	135.56	129.3	129.85
NYH ULSD	125.6	124.47	126
USGC 3%	41.63	41.88	36.63



3-2-1 Crack



Gulf 3-2-1 Crack



NGLs

MB

	Last	Week Ago	Month Ago
Butane	53.25	50.5	53.13
IsoButane	60.87	61	58.75
Natural Gasoline	87.75	86.75	84.25
Propane	51.25	50.88	52

CONWAY

	Last	Week Ago	Month Ago
Butane	50.75	51.25	55
IsoButane	73.5	78.5	83.5
Natural Gasoline	85.75	87	84
Propane	47.37	48	49.25

MB NON

	Last	Week Ago	Month Ago
Butane	58.75	58	56.88
IsoButane	60.87	61	59
Natural Gasoline	87.25	85.75	71.75
Propane	51.5	51.5	52

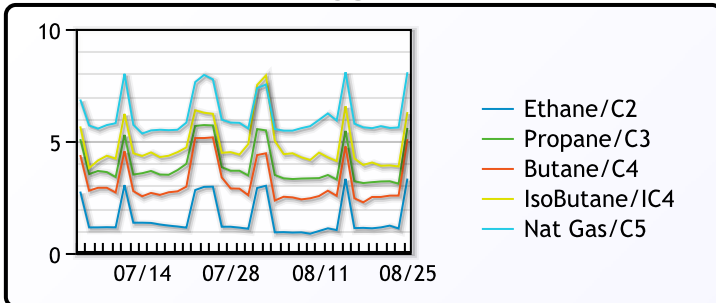
EDMONTON

	Last	Week Ago	Month Ago
Propane	23.62	25.5	29.25

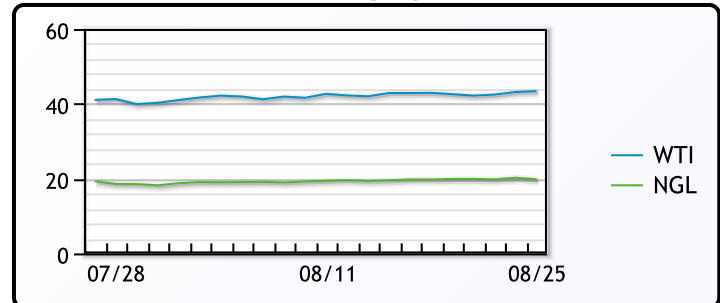
SARNIA

	Last	Week Ago	Month Ago
Propane	61	60.75	63

FRAC SPREAD



WTI vs NGL



FX

	Last	Change
CAD	1.3145	0.0002
DXY	93.021	0.015
Gold	1940.54	-13.92

RATES

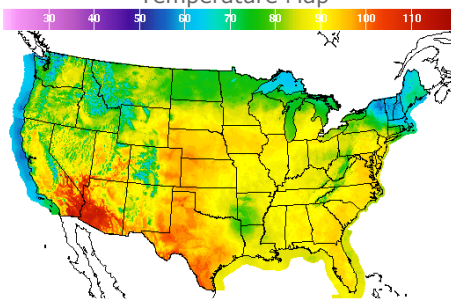
	Last	Change
US 2yr	0.1426	-0.0078
US 10yr	0.6753	-0.0131
CAN 10yr	0.593	-0.02

EQUITIES

	Last	Change
Nasdaq	11665.06	198.59
TSX	1009.303	10.9634
S&P 500	3478.73	35.11

Weather Data

Temperature Map



City	HIGH °F	LOW °F
Calgary	66	49
Conway	78	51
Cushing	90	66
Denver	93	61
Houston	98	77
Mont Belvieu	91	78
Sarnia	79	69
Williston	80	55

Precipitation Map

