



# MARKET DAILY

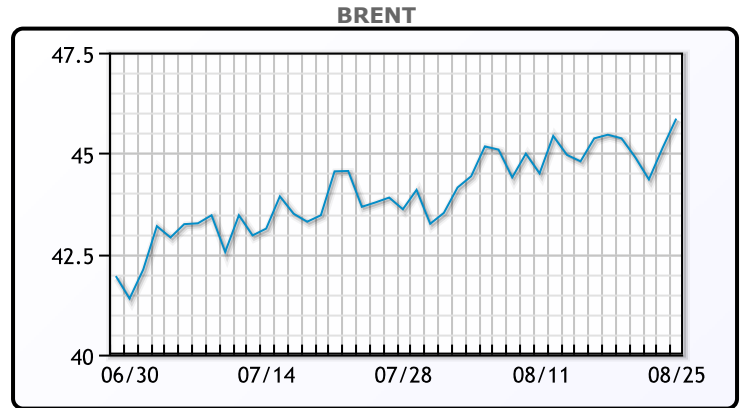
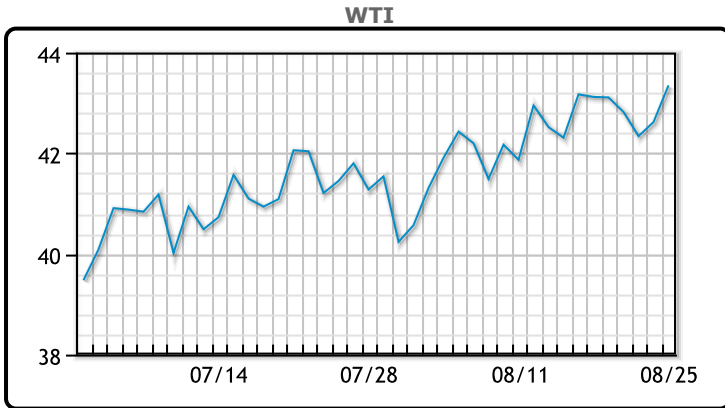
<http://www.pflpetroleum.com>  
 1865 Veterans Park Dr. Suite 303  
 Naples, Florida 34109  
 Phone: 239-390-2885  
 Fax: 239-949-0611  
 Aug 25, 2020 8:10 PM

Major Energy Futures		
	Settle	Change
Brent	45.86	0.78
Gas Oil	378.5	10.75
Natural Gas	2.489	-0.024
RBOB	139.59	2.88
ULSD	126.01	1.25
WTI	43.35	0.28

**Market Commentary**

Crude oil prices rose today hitting five month highs as producers continue to shut Gulf Coast production. U.S. producers cut crude output ahead of Hurricane Laura at a rate approaching the level of 2005's Hurricane Katrina and halted most oil refining along the Texas/Louisiana coast. "Overall, hurricanes may be limiting supply this week ... but the market will soon again focus on the biggest hurricane of them all, COVID-19," said Bjornar Tonhaugen of Rystad Energy. Producers have now shut more than 1.5MM/bpd of gulf production and in normal circumstances prices would have seen much more significant moves. There are big changes likely to be announced this week coming from the Fed and their new policy on inflation could be bullish for crude prices.

## Crude & Product Markets

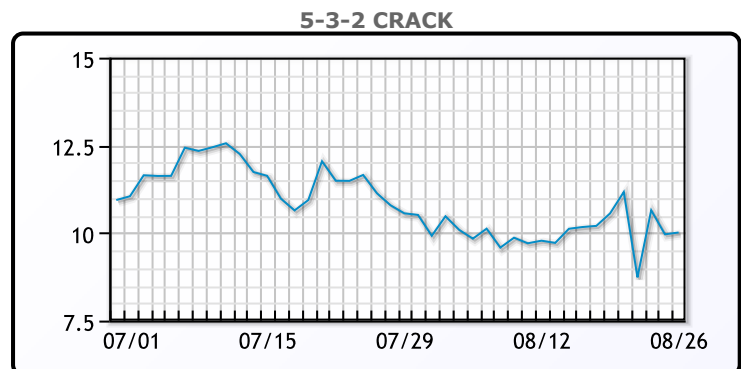
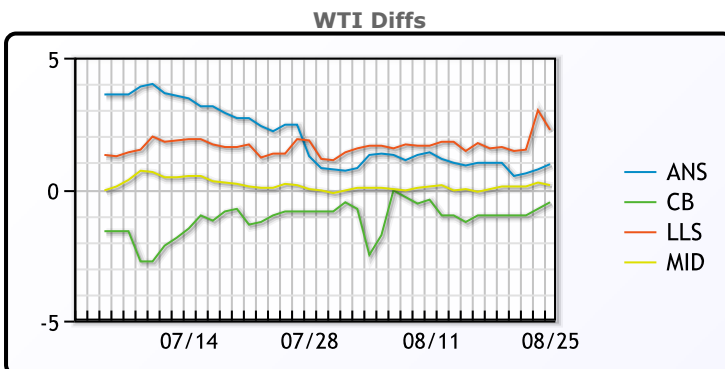


**CRUDE**

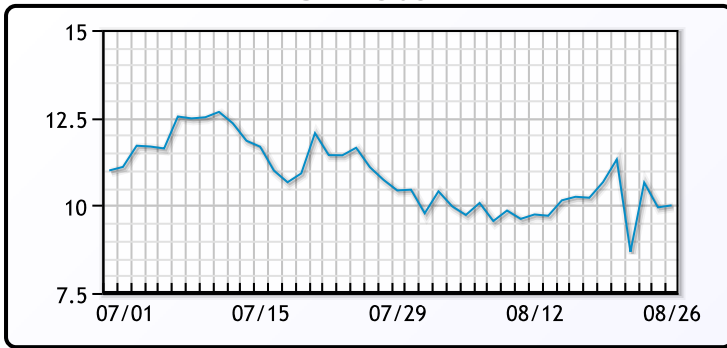
	Last	Week Ago	Month Ago
ANS	44.1	43.89	42.39
BLS	42.65	41.89	40.29
LLS	45.4	44.44	42.99
Mid	43.3	42.89	41.14
WTI	43.15	42.89	41.14

**PRODUCTS**

	Last	Week Ago	Month Ago
Gulf RBOB	128.1	122.8	121.6
Gulf ULSD	122.08	121.01	120.75
NYH RBOB	139.34	128.45	129.85
NYH ULSD	125.51	124.54	126
USGC 3%	41.88	41.88	36.63



3-2-1 Crack



Gulf 3-2-1 Crack



NGLs

MB

	Last	Week Ago	Month Ago
Butane	52.75	49.375	53
IsoButane	59.5	60.875	59
Natural Gasoline	88.25	88	84.25
Propane	51.25	50.25	52

CONWAY

	Last	Week Ago	Month Ago
Butane	53.25	52.25	54.25
IsoButane	74.5	80.5	83
Natural Gasoline	85	87	84.5
Propane	47.5	47.5	49.5

MB NON

	Last	Week Ago	Month Ago
Butane	58.75	57.375	56.5
IsoButane	59.5	60.875	59
Natural Gasoline	87.5	86.5	72
Propane	51.75	51	52

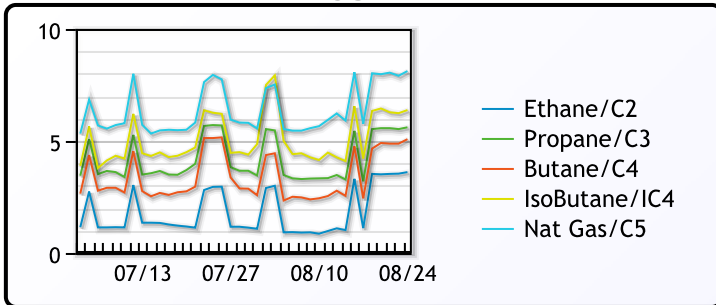
EDMONTON

	Last	Week Ago	Month Ago
Propane	24.5	25.25	29.25

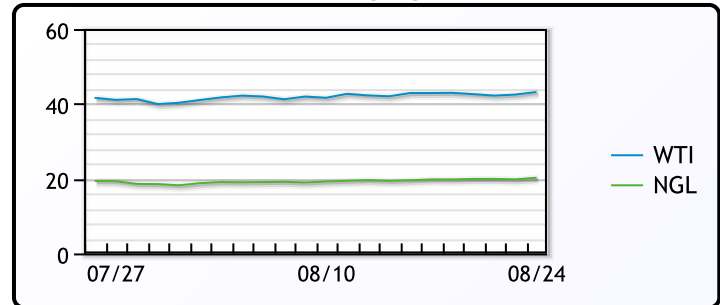
SARNIA

	Last	Week Ago	Month Ago
Propane	60.5	59.75	63

FRAC SPREAD



WTI vs NGL



FX

	Last	Change
CAD	1.3162	-0.0011
DXY	93.019	-0.279
Gold	1930.18	2

RATES

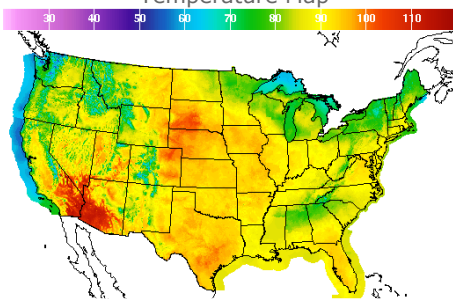
	Last	Change
US 2yr	0.1493	-0.002
US 10yr	0.6835	0.0293
CAN 10yr	0.592	0.033

EQUITIES

	Last	Change
Nasdaq	11466.47	86.75
TSX	998.34	0.5516
S&P 500	3443.62	12.34

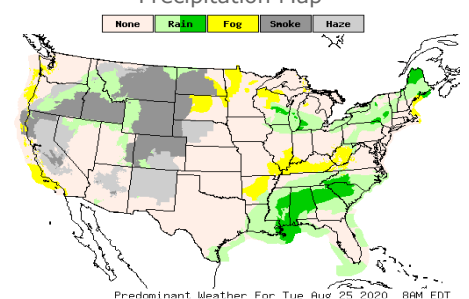
Weather Data

Temperature Map



City	HIGH °F	LOW °F
Calgary	73	56
Conway	79	72
Cushing	92	79
Denver	87	80
Houston	91	85
Mont Belvieu	86	80
Sarnia	74	66
Williston	91	77

Precipitation Map



This report has been prepared by PFL Petroleum Limited personnel for your information only and the views expressed are intended to provide market commentary and are not recommendations. This report is not an offer to sell or a solicitation of any offer to buy any security. The information contained herein has been compiled by PFL from sources believed to be reliable, but no representation or warranty, express or implied, is made by PFL Petroleum Limited, its affiliates or any other person as to its accuracy, completeness or correctness. Copyright 2017 PFL Petroleum Limited. All Rights Reserved