



MARKET DAILY

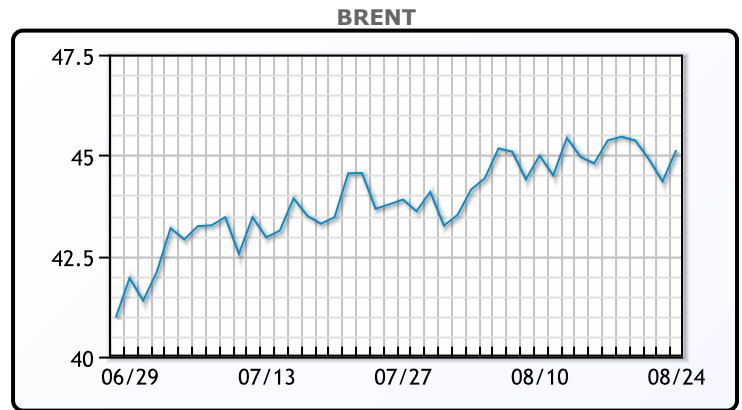
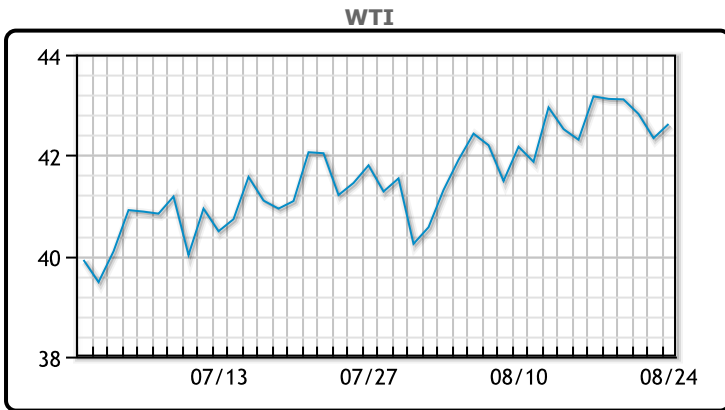
<https://www.pflpetroleum.com>
 1865 Veterans Park Dr. Suite 303
 Naples, Florida 34109
 Phone: 239-390-2885
 Fax: 239-949-0611
 Aug 24, 2020 6:23 PM

Major Energy Futures		
	Settle	Change
Brent	45.13	0.78
Gas Oil	370.75	-11
Natural Gas	2.513	0.065
RBOB	136.71	8.3
ULSD	124.76	3.96
WTI	42.62	0.28

Market Commentary

Crude prices rose today as double trouble storms head for the Gulf. Oil producers had shut 58% of the Gulf's offshore oil production and 45% of natural gas production on Sunday in anticipation. While this could potentially lead to big disruptions in the gulf, all of the virus uncertainty continues to weigh on the demand picture for crude prices. "The much larger pricing impact off of the storm factor is falling on the product markets since refinery activity in the Texas and Louisiana region could be significantly reduced due to flooding," said Jim Ritterbusch, of Ritterbusch and Associates. Gasoline futures were up more than 5% on the day. WTI traded up \$.28 or .66% to close at \$42.62. Brent traded up \$.78 or 1.76% to close at \$45.13.

Crude & Product Markets

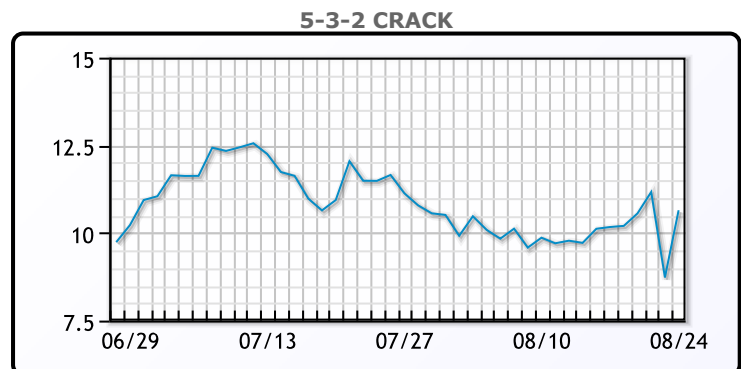
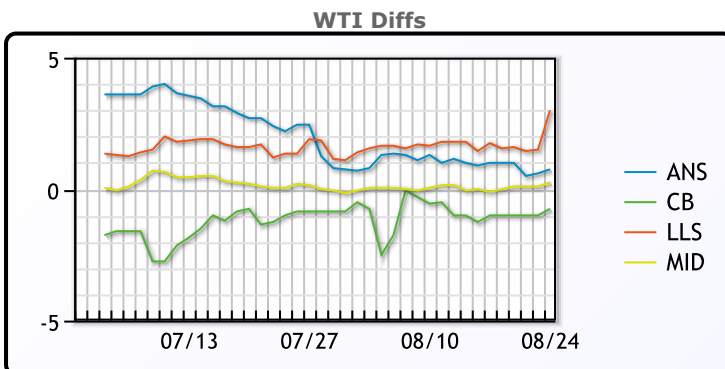


CRUDE

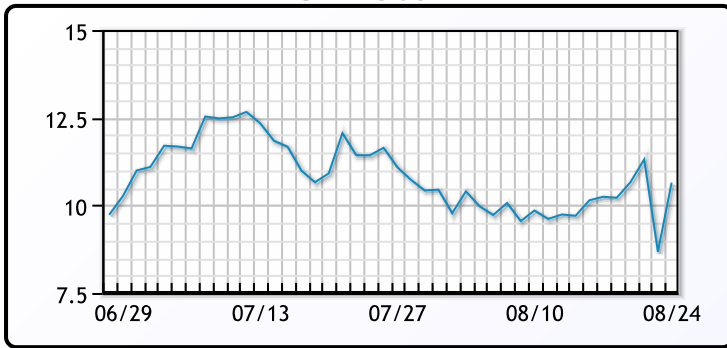
	Last	Week Ago	Month Ago
ANS	43.22	43.89	42.39
BLS	41.72	41.89	40.29
LLS	45.47	44.64	42.99
Mid	42.72	42.79	41.14
WTI	42.47	42.89	41.14

PRODUCTS

	Last	Week Ago	Month Ago
Gulf RBOB	131.1	121.5	121.6
Gulf ULSD	120.28	119.24	120.75
NYH RBOB	136.34	127	129.85
NYH ULSD	123.26	121.41	126
USGC 3%	40.88	41.63	36.63



3-2-1 Crack



Gulf 3-2-1 Crack



NGLs

MB

	Last	Week Ago	Month Ago
Butane	53	48.75	53
IsoButane	59.75	61.75	59
Natural Gasoline	86	87.75	81
Propane	51.25	50.375	52

CONWAY

	Last	Week Ago	Month Ago
Butane	52.75	52.5	54.25
IsoButane	74	80	83
Natural Gasoline	86	87.5	84.5
Propane	47.75	47.5	49.5

MB NON

	Last	Week Ago	Month Ago
Butane	59	56.75	56.5
IsoButane	59.75	61.75	59
Natural Gasoline	87.75	87.25	72
Propane	50.88	52	51.25

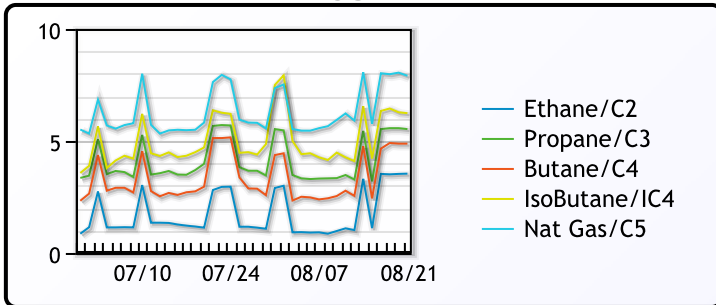
EDMONTON

	Last	Week Ago	Month Ago
Propane	25	24.75	29.5

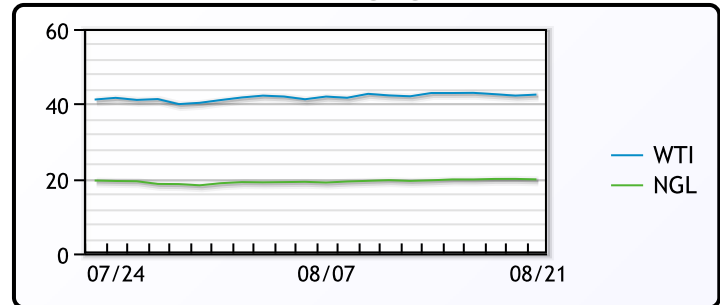
SARNIA

	Last	Week Ago	Month Ago
Propane	60.75	60	63

FRAC SPREAD



WTI vs NGL



FX

	Last	Change
CAD	1.3218	0
DXY	93.298	0.051
Gold	1930.21	1.33

RATES

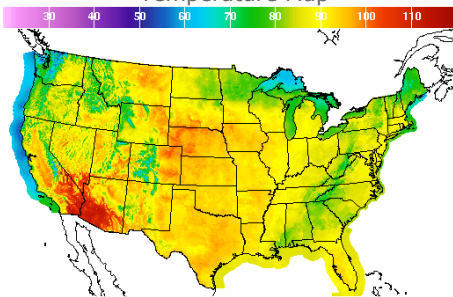
	Last	Change
US 2yr	0.1513	0.0081
US 10yr	0.6542	0.026
CAN 10yr	0.559	0.02

EQUITIES

	Last	Change
Nasdaq	11379.72	67.92
TSX	997.79	6.797
S&P 500	3431.28	34.12

Weather Data

Temperature Map



City	HIGH °F	LOW °F
Calgary	83	54
Conway	84	68
Cushing	93	76
Denver	93	79
Houston	93	87
Mont Belvieu	94	81
Sarnia	84	71
Williston	90	76

Precipitation Map

