



MARKET DAILY

<https://www.pflpetroleum.com>
 1865 Veterans Park Dr. Suite 303
 Naples, Florida 34109
 Phone: 239-390-2885
 Fax: 239-949-0611
 Aug 21, 2020 4:37 PM

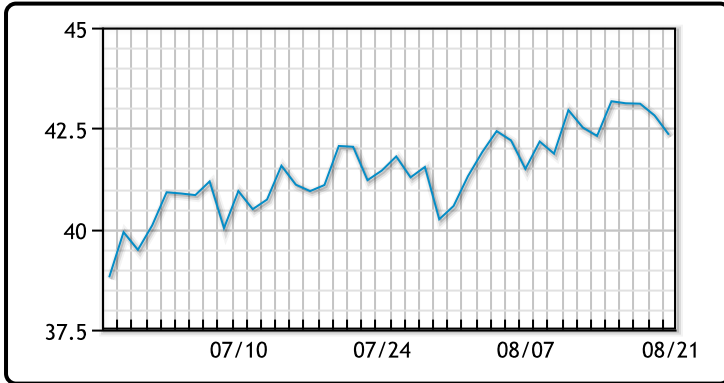
Major Energy Futures		
	Settle	Change
Brent	44.35	-0.55
Gas Oil	360	-5.75
Natural Gas	2.448	-0.074
RBOB	128.41	0.6
ULSD	120.8	-0.43
WTI	42.34	-0.53

Market Commentary

Oil prices fell today on continued demand concerns as the overall economic recovery in Europe is beginning to dwindle. "Right now, the concerns about demand and the uptick in COVID cases seems to be the big reason why we're weaker," said Phil Flynn, senior analyst at Price Futures Group. We did get good news in the US that housing starts were up over 22% in July as the S&P also notched a new record high. New data from Canadian regulators shows Canadian crude-by-rail exports fell to 42,820 bpd in June, down from 58,048 bpd in May. The US rig count actually increased this week for the first time in months with 11 oil rigs being brought online. WTI traded down \$.48 or -1.12% to close at \$42.34. Brent traded down \$.55 or -1.23% to close at \$44.35.

Crude & Product Markets

WTI



BRENT



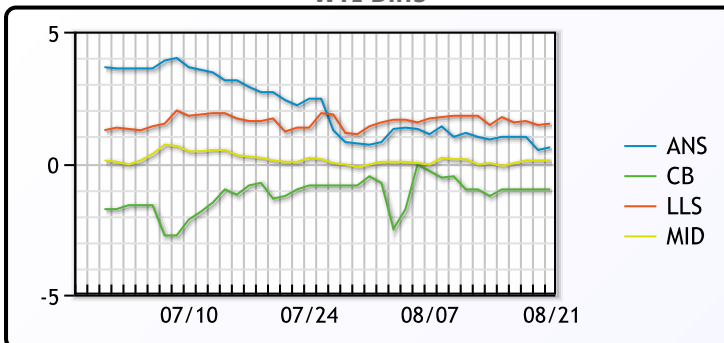
CRUDE

	Last	Week Ago	Month Ago
ANS	42.79	42.91	44.16
BLS	41.19	40.76	40.96
LLS	43.69	43.46	43.31
Mid	42.29	42.01	42.01
WTI	42.19	42.01	41.96

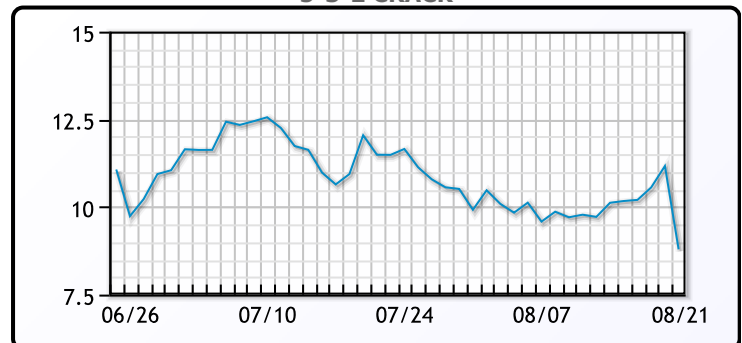
PRODUCTS

	Last	Week Ago	Month Ago
Gulf RBOB	124.3	118.96	122.54
Gulf ULSD	116.83	118.67	123.83
NYH RBOB	128.74	124.46	129.1
NYH ULSD	120.93	121.29	128.5
USGC 3%	41.13	40.63	37.38

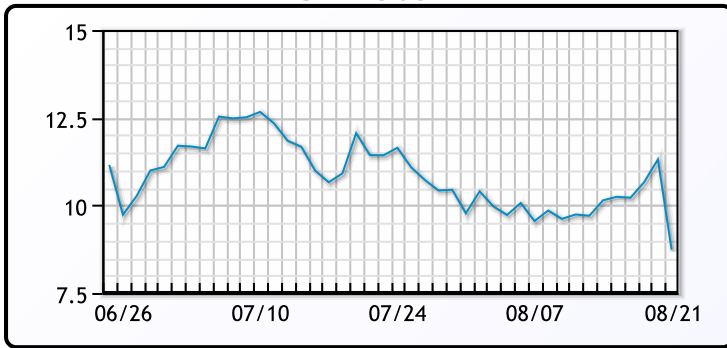
WTI Diffs



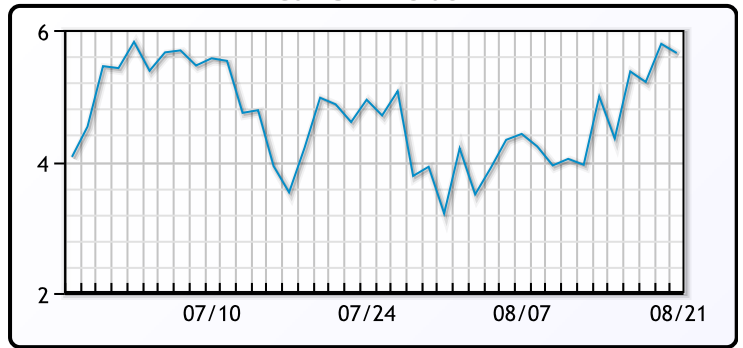
5-3-2 CRACK



3-2-1 Crack



Gulf 3-2-1 Crack



NGLs

MB

	Last	Week Ago	Month Ago
Butane	51.25	49.5	51.75
IsoButane	58.75	61.5	59.25
Natural Gasoline	87.5	88	78
Propane	50.375	49.75	50.875

CONWAY

	Last	Week Ago	Month Ago
Butane	52.5	52.13	54
IsoButane	79.5	81	88
Natural Gasoline	84	87	87.5
Propane	47.5	46.5	49.25

MB NON

	Last	Week Ago	Month Ago
Butane	57.25	55.5	55.25
IsoButane	58.75	61.5	59.25
Natural Gasoline	84.5	86.5	65.5
Propane	51	51.5	49.25

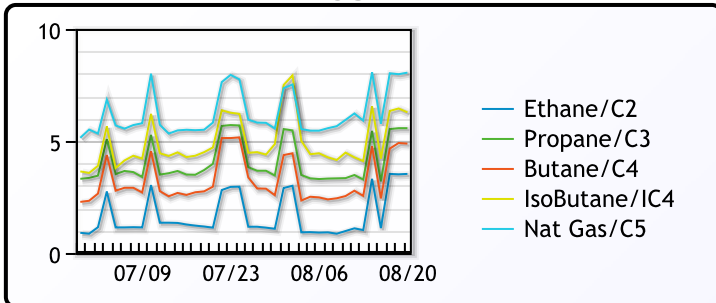
EDMONTON

	Last	Week Ago	Month Ago
Propane	25	24	33.5

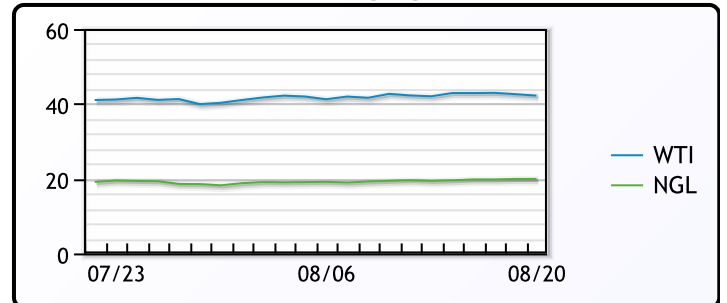
SARNIA

	Last	Week Ago	Month Ago
Propane	60.75	60.75	63

FRAC SPREAD



WTI vs NGL



FX

	Last	Change
CAD	1.3187	0.0001
DXY	93.21	0.41699
Gold	1938.66	-8.6

RATES

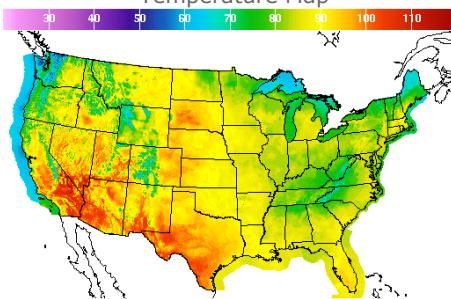
	Last	Change
US 2yr	0.1452	0.0041
US 10yr	0.6347	-0.0162
CAN 10yr	0.54	-0.023

EQUITIES

	Last	Change
Nasdaq	11311.8	46.85
TSX	990.99	-4.7837
S&P 500	3397.16	11.65

Weather Data

Temperature Map



City	HIGH °F	LOW °F
Calgary	80	65
Conway	85	70
Cushing	90	72
Denver	92	82
Houston	94	83
Mont Belvieu	93	79
Sarnia	84	66
Williston	89	73

Precipitation Map

