



# MARKET DAILY

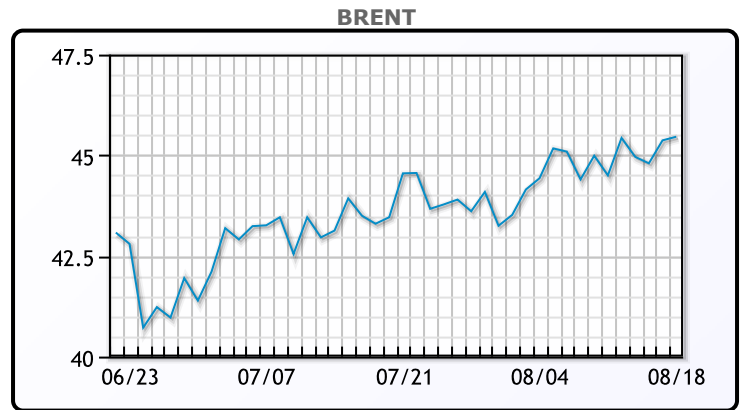
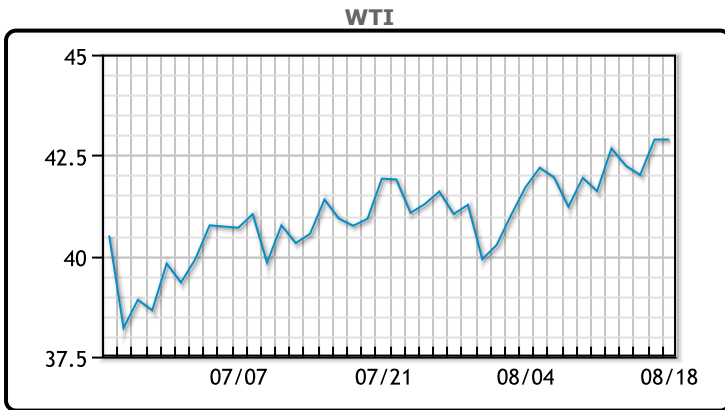
<https://www.pflpetroleum.com>  
 1865 Veterans Park Dr. Suite 303  
 Naples, Florida 34109  
 Phone: 239-390-2885  
 Fax: 239-949-0611  
 Aug 18, 2020 7:02 PM

Major Energy Futures		
	Settle	Change
Brent	45.46	0.09
Gas Oil	380	0.5
Natural Gas	2.417	0.078
RBOB	128.3	1.3
ULSD	126.04	2.13
WTI	42.89	0

**Market Commentary**

Oil prices steadied, holding near five month highs but some headwinds still remain. "There are still ongoing concerns about COVID and there are continuing concerns about the lack of a deal in Congress for stimulus," said Phil Flynn, senior analyst at Price Futures Group in Chicago. Compliance with the cuts by OPEC+ was 95 per cent in July, according to a draft report by the JTC, a group of key OPEC and non-OPEC producers which met on Monday. Ethanol settled higher for the 9th consecutive day yesterday, helped by the rally in cover over the storm destruction in Iowa and Illinois. BHP, an Australian oil producer, said in a recent earnings call they think the worst has passed for the physical oil market. WTI traded flat for the day closing at \$42.89. Brent traded up \$.09 or .2% to close at \$45.46.

## Crude & Product Markets

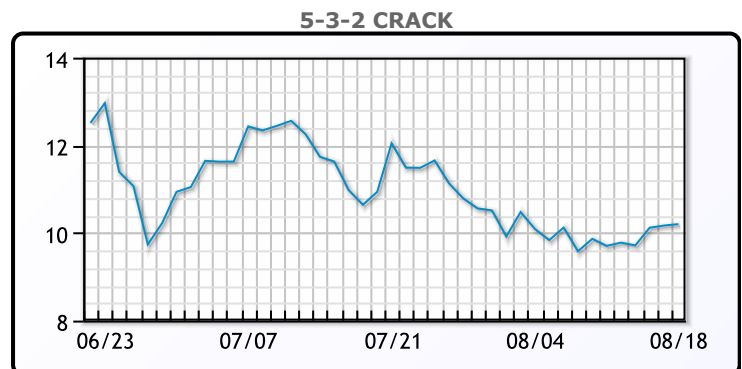
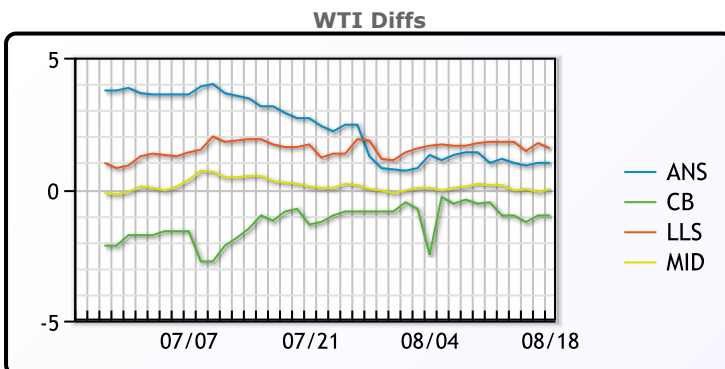


**CRUDE**

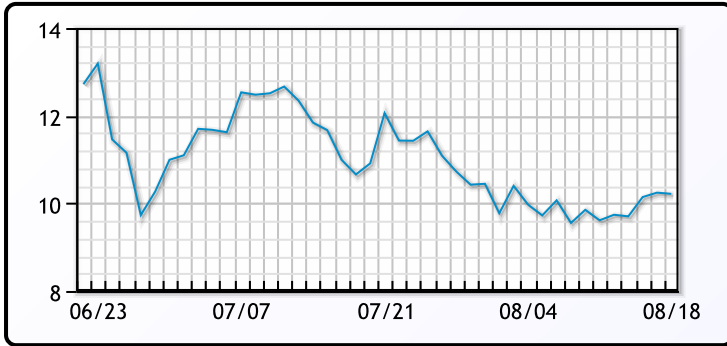
	Last	Week Ago	Month Ago
ANS	43.89	42.61	43.29
BLS	41.89	41.11	39.24
LLS	44.44	43.41	42.29
Mid	42.89	41.76	40.69
WTI	42.89	41.61	40.59

**PRODUCTS**

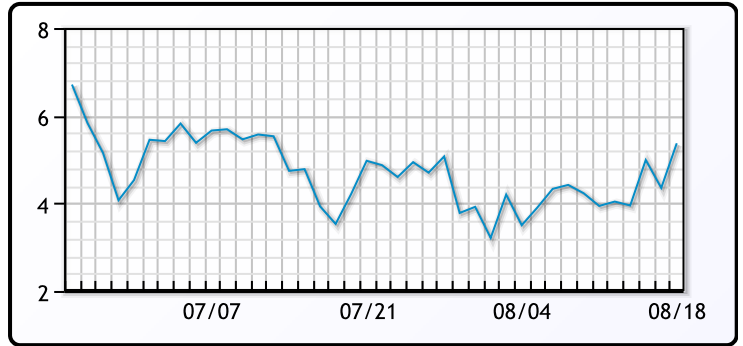
	Last	Week Ago	Month Ago
Gulf RBOB	122.8	115.57	117.2
Gulf ULSD	121.01	118.59	117.04
NYH RBOB	128.45	120.57	124.32
NYH ULSD	124.54	122.96	122.01
USGC 3%	41.88	40.63	36.88



3-2-1 Crack



Gulf 3-2-1 Crack



NGLs

MB

	Last	Week Ago	Month Ago
Butane	49.375	49.75	49.25
IsoButane	60.875	62.75	57.75
Natural Gasoline	88	85.75	78.5
Propane	50.25	50.25	48.25

MB NON

	Last	Week Ago	Month Ago
Butane	57.375	55.75	52.75
IsoButane	60.875	62.75	57.75
Natural Gasoline	86.5	86.75	61.5
Propane	51	52.63	48.25

CONWAY

	Last	Week Ago	Month Ago
Butane	52.25	52	51.5
IsoButane	80.5	77.5	89
Natural Gasoline	87	87	83
Propane	47.5	47.5	47.375

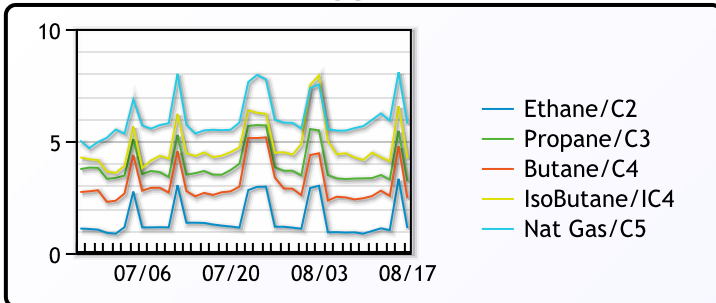
EDMONTON

	Last	Week Ago	Month Ago
Propane	25.25	25.5	33.75

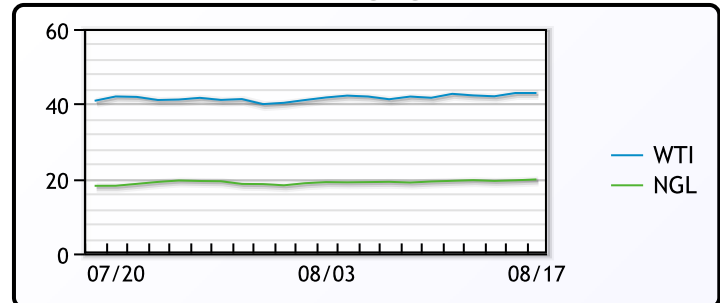
SARNIA

	Last	Week Ago	Month Ago
Propane	59.75	58.75	63

FRAC SPREAD



WTI vs NGL



FX

	Last	Change
CAD	1.3162	-0.0006
DXY	92.271	-0.58001
Gold	2006.26	3.82

RATES

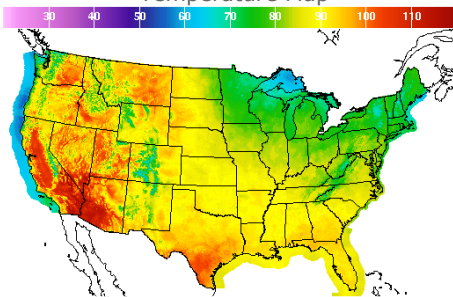
	Last	Change
US 2yr	0.1431	-0.008
US 10yr	0.6687	-0.0195
CAN 10yr	0.564	-0.022

EQUITIES

	Last	Change
Nasdaq	11210.84	81.11
TSX	996.5	-1.6626
S&P 500	3389.78	7.79

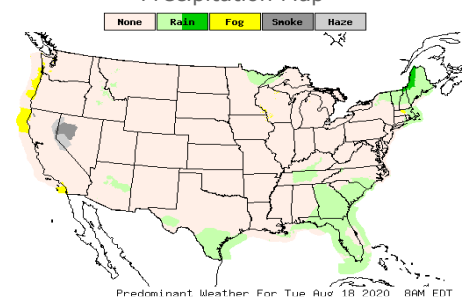
Weather Data

Temperature Map



City	HIGH °F	LOW °F
Calgary	91	69
Conway	87	72
Cushing	87	68
Denver	92	80
Houston	94	86
Mont Belvieu	95	81
Sarnia	68	58
Williston	99	77

Precipitation Map



This report has been prepared by PFL Petroleum Limited personnel for your information only and the views expressed are intended to provide market commentary and are not recommendations. This report is not an offer to sell or a solicitation of any offer to buy any security. The information contained herein has been compiled by PFL from sources believed to be reliable, but no representation or warranty, express or implied, is made by PFL Petroleum Limited, its affiliates or any other person as to its accuracy, completeness or correctness. Copyright 2017 PFL Petroleum Limited. All Rights Reserved