



MARKET DAILY

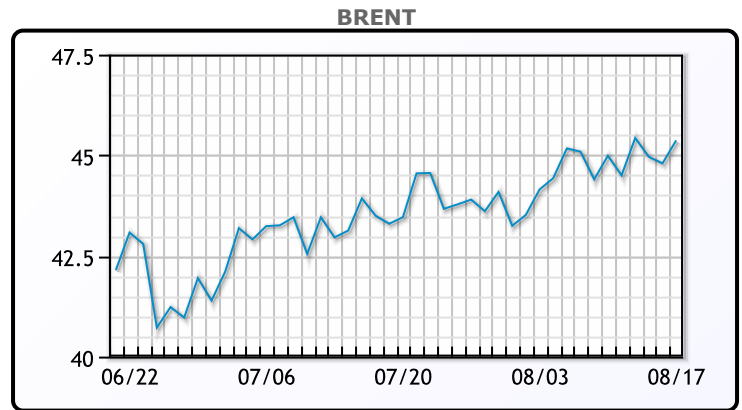
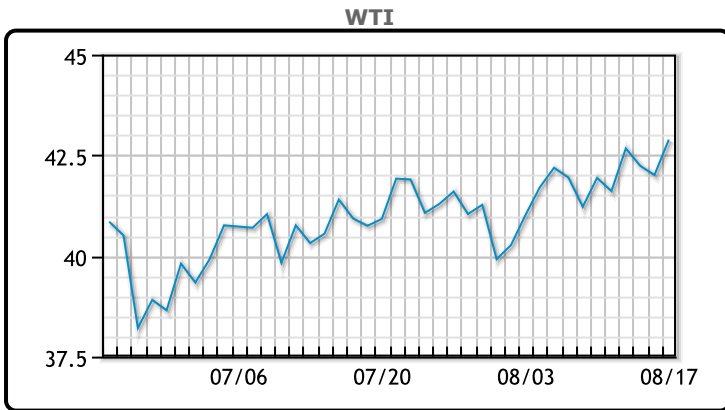
<https://www.pflpetroleum.com>
 1865 Veterans Park Dr. Suite 303
 Naples, Florida 34109
 Phone: 239-390-2885
 Fax: 239-949-0611
 Aug 17, 2020 6:41 PM

Major Energy Futures		
	Settle	Change
Brent	45.37	0.57
Gas Oil	375	-2
Natural Gas	2.339	-0.017
RBOB	127	2.54
ULSD	123.91	0.24
WTI	42.89	0.88

Market Commentary

Crude oil prices traded up for the day on a weaker dollar and firming stock market. China plans to boost US crude imports, even though they had been falling short of targets. Chinese state-owned oil firms have tentatively booked tankers to transport at least 20 million barrels of U.S. crude for August and September. Record Chinese imports have been supporting prices, though an uptick in virus cases threatens that trend. "Clearly the market is not tightening as quickly as initially anticipated. Demand is taking longer than expected to get back to normal levels," ING Group said. In the United States the number of oil and natural gas rigs operating last week remained anchored at a record low for a 15th week, even as higher oil prices prompt some producers to start drilling again. WTI traded up \$.88 or 2.09% to close at \$42.89. Brent traded up \$.57 or 1.27% to close at \$45.37.

Crude & Product Markets

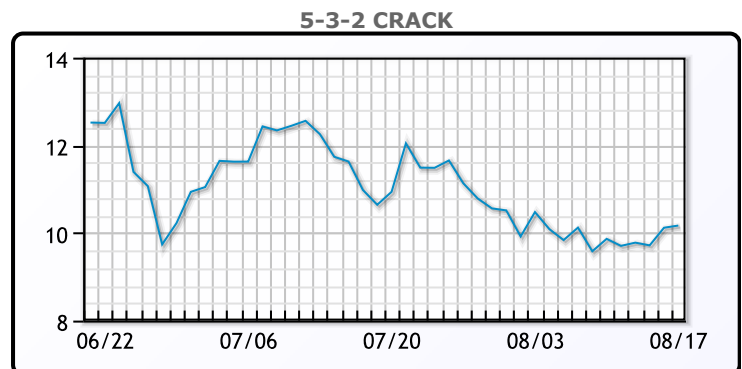
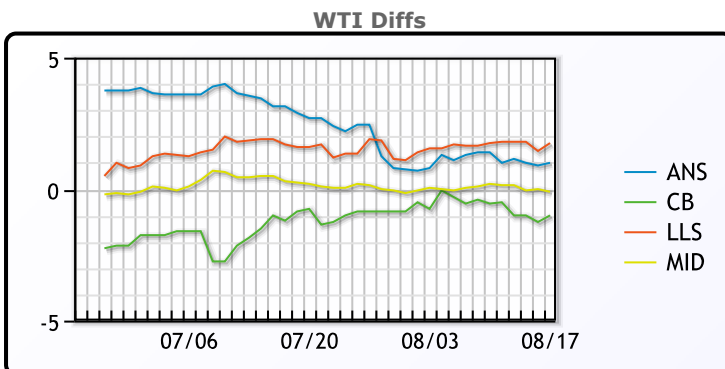


CRUDE

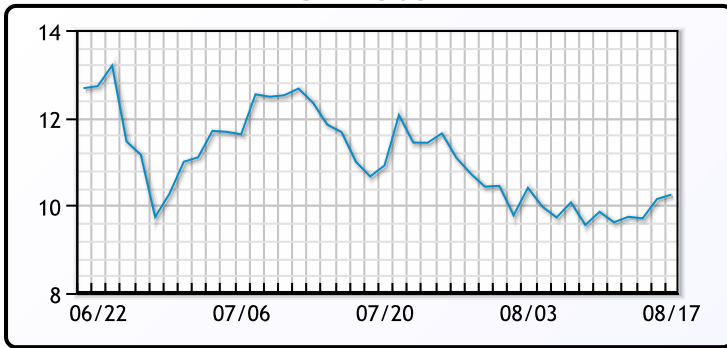
	Last	Week Ago	Month Ago
ANS	43.89	43.34	43.29
BLS	41.89	41.39	39.24
LLS	44.64	43.69	42.29
Mid	42.79	42.14	40.69
WTI	42.89	41.94	40.59

PRODUCTS

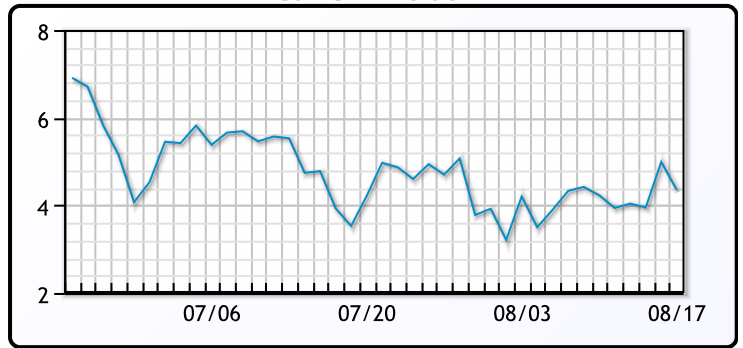
	Last	Week Ago	Month Ago
Gulf RBOB	121.5	118.18	117.2
Gulf ULSD	119.24	118.14	117.04
NYH RBOB	127	123.68	124.32
NYH ULSD	121.41	122.57	122.01
USGC 3%	41.63	39.88	36.88



3-2-1 Crack



Gulf 3-2-1 Crack



NGLs

MB

	Last	Week Ago	Month Ago
Butane	48.75	49.125	49.25
IsoButane	61.75	63.125	57.75
Natural Gasoline	87.75	84	77
Propane	50.375	50.5	48.25

CONWAY

	Last	Week Ago	Month Ago
Butane	52.5	51.75	51.5
IsoButane	80	78	89
Natural Gasoline	87.5	85.5	83
Propane	47.5	47.5	47.375

MB NON

	Last	Week Ago	Month Ago
Butane	56.75	55.125	52.75
IsoButane	61.75	63.125	57.75
Natural Gasoline	87.25	85	61.5
Propane	52	52	48.5

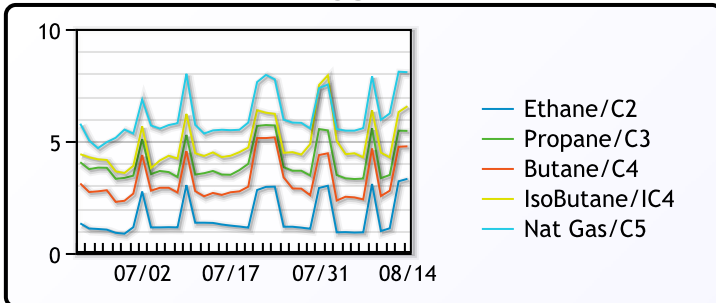
EDMONTON

	Last	Week Ago	Month Ago
Propane	24.75	24.88	30.5

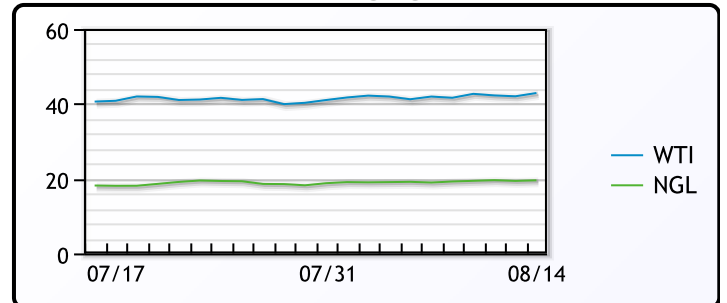
SARNIA

	Last	Week Ago	Month Ago
Propane	60	58.75	63

FRAC SPREAD



WTI vs NGL



FX

	Last	Change
CAD	1.3221	0.0006
DXY	92.85101	-0.24499
Gold	1982.95	-2.35

RATES

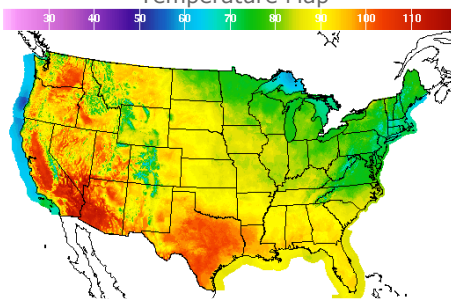
	Last	Change
US 2yr	0.1511	0.0061
US 10yr	0.6882	-0.0212
CAN 10yr	0.586	-0.028

EQUITIES

	Last	Change
Nasdaq	11129.73	110.43
TSX	998.16	7.8238
S&P 500	3381.99	9.14

Weather Data

Temperature Map



City	HIGH °F	LOW °F
Calgary	90	69
Conway	78	63
Cushing	90	71
Denver	93	80
Houston	94	87
Mont Belvieu	92	79
Sarnia	73	60
Williston	95	79

Precipitation Map

