



MARKET DAILY

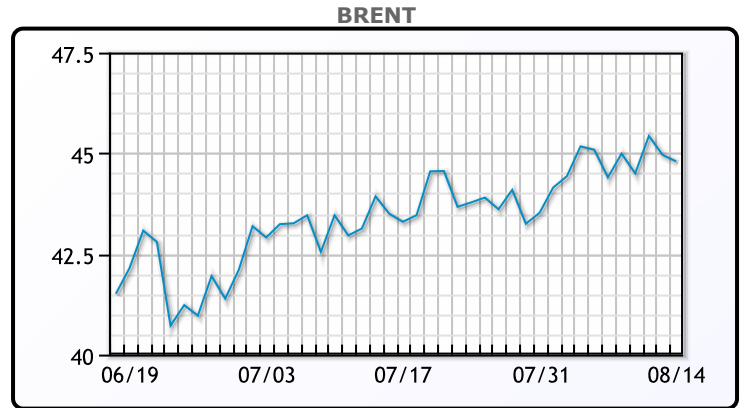
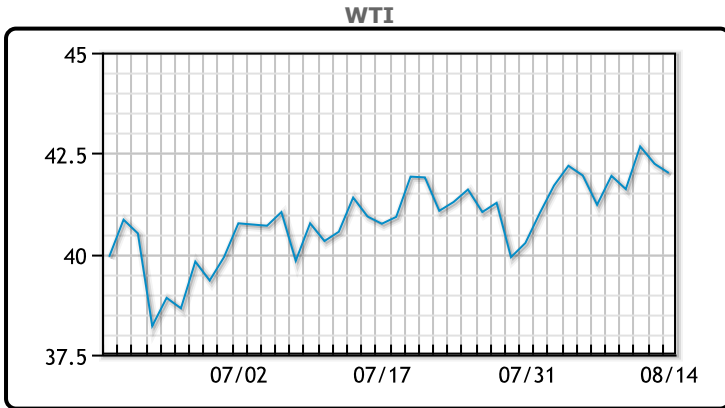
<http://www.pflpetroleum.com>
 1865 Veterans Park Dr. Suite 303
 Naples, Florida 34109
 Phone: 239-390-2885
 Fax: 239-949-0611
 Aug 14, 2020 7:00 PM

Major Energy Futures		
	Settle	Change
Brent	44.8	-0.16
Gas Oil	374.5	-1.75
Natural Gas	2.356	0.03
RBOB	124.46	-0.9
ULSD	123.67	-1.91
WTI	42.01	-0.23

Market Commentary

Oil prices edged lower today as pessimism about this year's oil demand resurfaces. After two major forecasters (OPEC and the IEA) revised down their projections, the market is looking at the weakening outlook just as production is on the upswing. Prices had been bolstered by inventory draws across the categories, and this will be very bullish for prices if this continues. Still, the draws haven't been extremely significant as inventories remain elevated from their averages, especially gasoline as we come to the end of what is normally peak driving season. Prices also continue to get a boost from a weaker dollar, which accelerated its downward trend a few weeks ago when they Fed basically said they were going to let inflation pick up. Lastly, all eyes continue to remain on the virus. While the trend numbers seem to be improving, the black swan event continues to wreak havoc across financial markets as all of the uncertainties continue to mount. WTI traded down \$.23 or **-0.54%** to close at \$42.01. Brent traded down \$.16 or **-0.36%** to close at \$44.80.

Crude & Product Markets

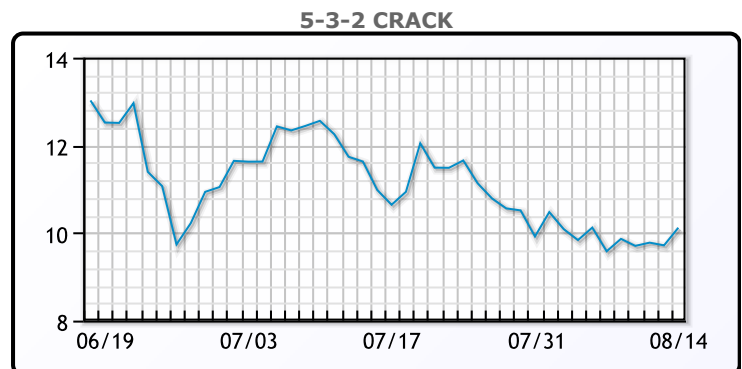
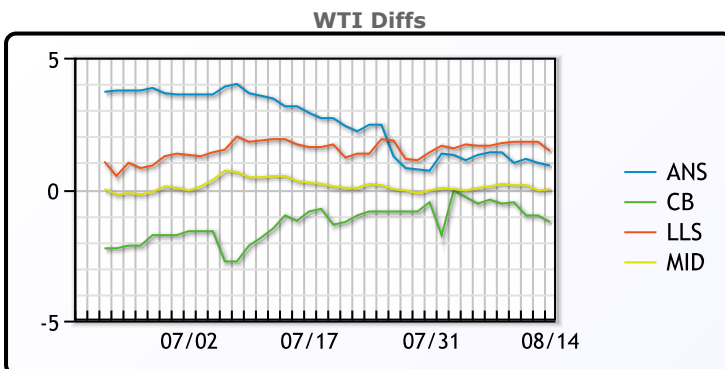


CRUDE

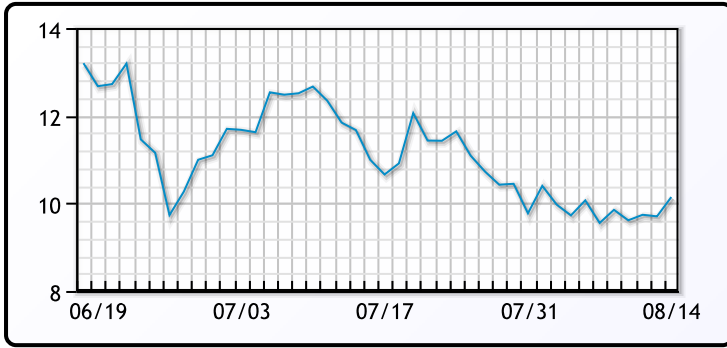
	Last	Week Ago	Month Ago
ANS	42.91	42.62	43.44
BLS	40.76	40.82	39.09
LLS	43.46	42.87	41.99
Mid	42.01	41.32	40.59
WTI	42.01	41.22	40.29

PRODUCTS

	Last	Week Ago	Month Ago
Gulf RBOB	118.96	116.64	120.24
Gulf ULSD	118.67	115.99	117.18
NYH RBOB	124.46	121.76	126.86
NYH ULSD	121.29	121.32	122.33
USGC 3%	40.63	38.38	36.88



3-2-1 Crack



Gulf 3-2-1 Crack



NGLs

MB

	Last	Week Ago	Month Ago
Butane	49.5	48.375	47.5
IsoButane	61.5	62.375	58
Natural Gasoline	88	83.38	81
Propane	49.75	49.75	48.25

CONWAY

	Last	Week Ago	Month Ago
Butane	52.13	51.25	50
IsoButane	81	76.75	83
Natural Gasoline	87	83	84
Propane	46.5	47.25	47

MB NON

	Last	Week Ago	Month Ago
Butane	55.5	54.375	51
IsoButane	61.5	62.375	58
Natural Gasoline	86.5	82.25	70.5
Propane	51.5	52	47.75

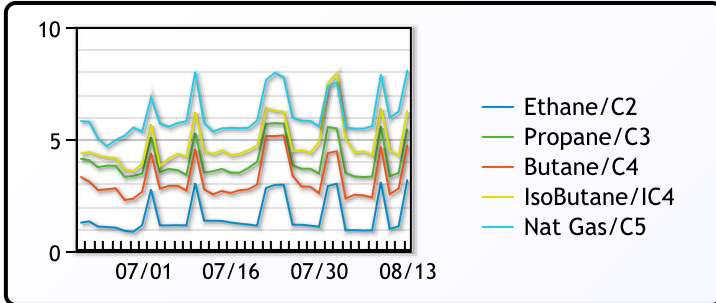
EDMONTON

	Last	Week Ago	Month Ago
Propane	24	26.5	30

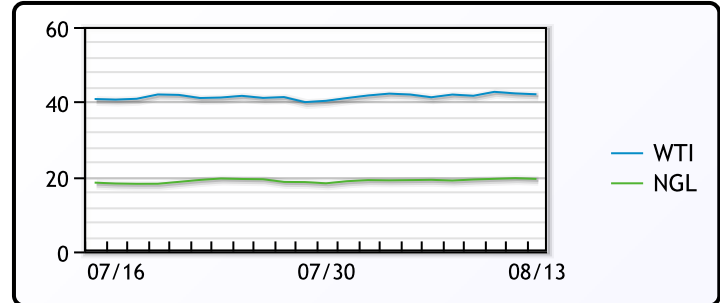
SARNIA

	Last	Week Ago	Month Ago
Propane	60.75	58.75	63

FRAC SPREAD



WTI vs NGL



FX

	Last	Change
CAD	1.3266	0.0043
DXY	93.096	-0.23901
Gold	1945.12	-8.59

RATES

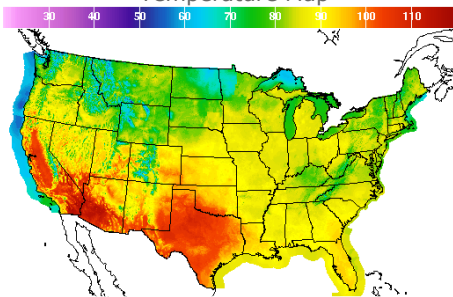
	Last	Change
US 2yr	0.145	-0.0179
US 10yr	0.7094	-0.0114
CAN 10yr	0.614	-0.025

EQUITIES

	Last	Change
Nasdaq	11019.3	-23.2
TSX	990.34	-0.6431
S&P 500	3372.85	-0.58

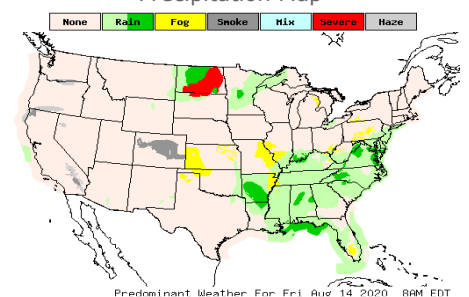
Weather Data

Temperature Map



City	HIGH °F	LOW °F
Calgary	70	52
Conway	58	55
Cushing	89	78
Denver	89	76
Houston	96	84
Mont Belvieu	91	82
Sarnia	76	67
Williston	80	66

Precipitation Map



This report has been prepared by PFL Petroleum Limited personnel for your information only and the views expressed are intended to provide market commentary and are not recommendations. This report is not an offer to sell or a solicitation of any offer to buy any security. The information contained herein has been compiled by PFL from sources believed to be reliable, but no representation or warranty, express or implied, is made by PFL Petroleum Limited, its affiliates or any other person as to its accuracy, completeness or correctness. Copyright 2017 PFL Petroleum Limited. All Rights Reserved