



MARKET DAILY

<https://www.pflpetroleum.com>
 1865 Veterans Park Dr. Suite 303
 Naples, Florida 34109
 Phone: 239-390-2885
 Fax: 239-949-0611
 Aug 11, 2020 9:39 PM

Major Energy Futures

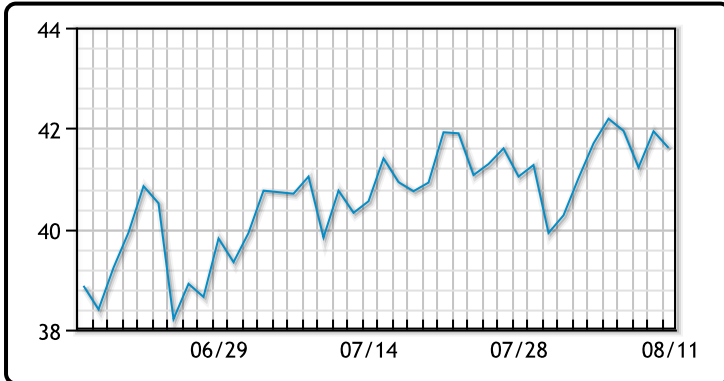
	Settle	Change
Brent	44.5	0.59
Gas Oil	376	8.25
Natural Gas	2.171	0.018
RBOB	120.45	-2.48
ULSD	123.84	0.15
WTI	41.61	0.72

Market Commentary

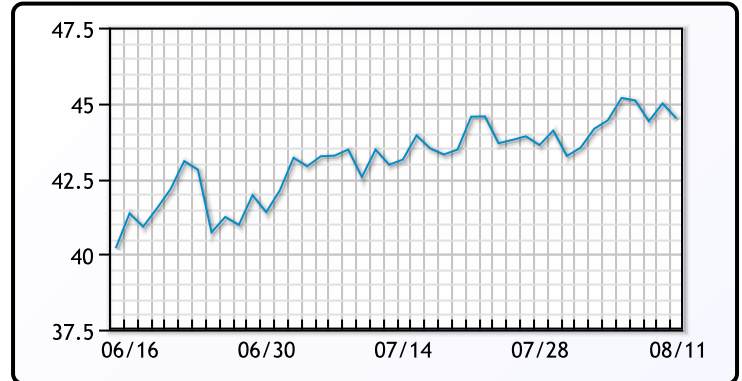
Oil prices whipsawed from gains to losses during the trading session, led lower by other financial markets, falling below a key technical level. Looking ahead, it seems likely that more US stimulus will be passed. "A deal on the support package is not a foregone conclusion, but if a mutually acceptable accord is struck, stocks and oil will get a short-term boost," said Tamas Varga of oil brokerage PVM. 16 U.S. energy firms filed for protection from creditors last month according to a report by law firm Haynes and Boone. According to their data, more than 50 oil and gas firms have filed for bankruptcy since March, led by exploration and production companies with 29 filings. The amount of debt held by these bankrupt companies is nearly twice the debt held by energy bankruptcy filers all of last year. Today's API report showed a 1MM/bbl build in inventories at Cushing. If confirmed by government data tomorrow this would be the sixth straight week of gains at the delivery hub.

Crude & Product Markets

WTI



BRENT



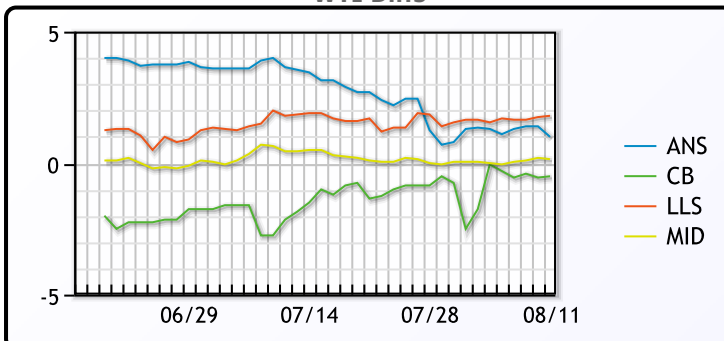
CRUDE

	Last	Week Ago	Month Ago
ANS	42.61	43	44
BLS	41.11	41.65	39.05
LLS	43.41	43.25	42.45
Mid	41.76	41.7	41.05
WTI	41.61	41.7	40.55

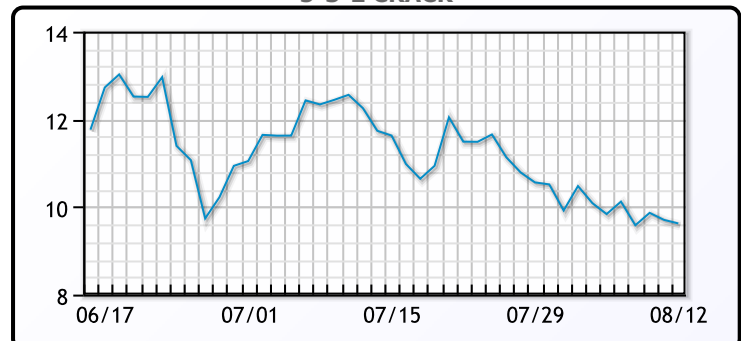
PRODUCTS

	Last	Week Ago	Month Ago
Gulf RBOB	115.57	116.18	124.16
Gulf ULSD	118.59	119.96	119.32
NYH RBOB	120.57	122.81	129.81
NYH ULSD	122.96	125.59	124.5
USGC 3%	40.63	37.88	39.63

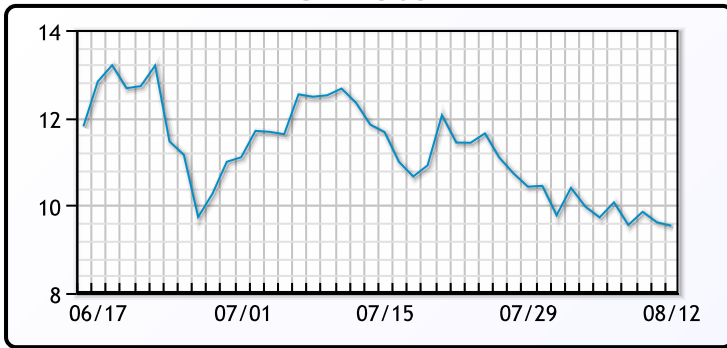
WTI Diffs



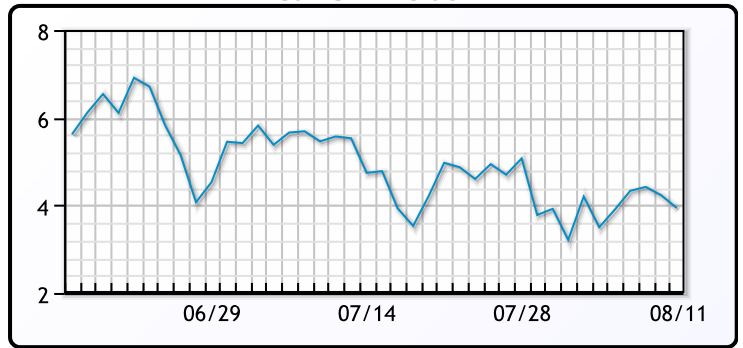
5-3-2 CRACK



3-2-1 Crack



Gulf 3-2-1 Crack



NGLs

MB

	Last	Week Ago	Month Ago
Butane	49.75	50	48
IsoButane	62.75	63	57.5
Natural Gasoline	85.75	81.75	87
Propane	50.25	50.25	48.125

CONWAY

	Last	Week Ago	Month Ago
Butane	52	50.5	51
IsoButane	77.5	75	80
Natural Gasoline	87	82	88.5
Propane	47.5	47.75	47.375

MB NON

	Last	Week Ago	Month Ago
Butane	55.75	53	51.5
IsoButane	62.75	66	57.5
Natural Gasoline	86.75	81.5	79.75
Propane	52.63	52.75	48.38

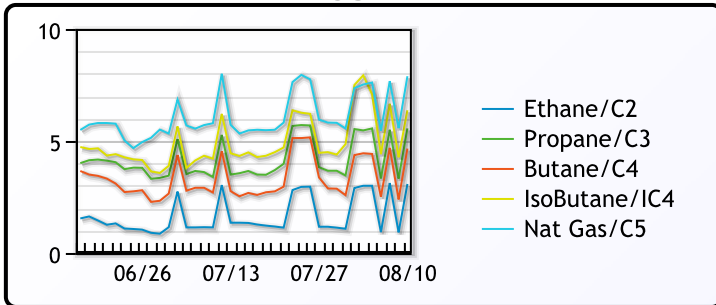
EDMONTON

	Last	Week Ago	Month Ago
Propane	25.5	28	30.38

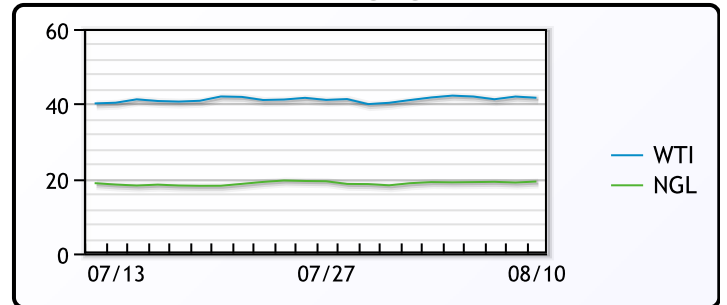
SARNIA

	Last	Week Ago	Month Ago
Propane	58.75	59.5	63

FRAC SPREAD



WTI vs NGL



FX

	Last	Change
CAD	1.3317	0.0016
DXY	93.699	0.07099
Gold	1913.76	1.87

RATES

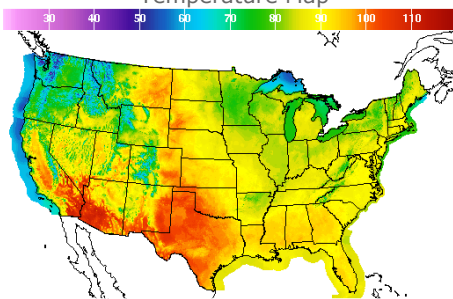
	Last	Change
US 2yr	0.1509	0.002
US 10yr	0.6432	0.0017
CAN 10yr	0.575	0.081

EQUITIES

	Last	Change
Nasdaq	10782.82	-185.54
TSX	991.087	-4.0144
S&P 500	3333.69	-26.78

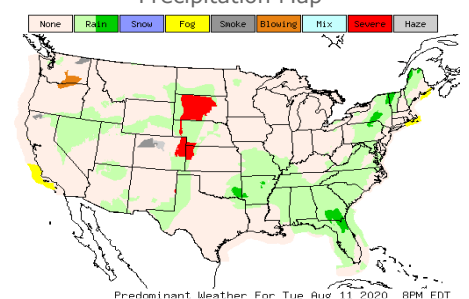
Weather Data

Temperature Map



City	HIGH °F	LOW °F
Calgary	71	62
Conway	77	67
Cushing	77	71
Denver	85	81
Houston	88	85
Mont Belvieu	85	82
Sarnia	65	63
Williston	82	74

Precipitation Map



This report has been prepared by PFL Petroleum Limited personnel for your information only and the views expressed are intended to provide market commentary and are not recommendations. This report is not an offer to sell or a solicitation of any offer to buy any security. The information contained herein has been compiled by PFL from sources believed to be reliable, but no representation or warranty, express or implied, is made by PFL Petroleum Limited, its affiliates or any other person as to its accuracy, completeness or correctness. Copyright 2017 PFL Petroleum Limited. All Rights Reserved