



MARKET DAILY

<https://www.pflpetroleum.com>
 1865 Veterans Park Dr. Suite 303
 Naples, Florida 34109
 Phone: 239-390-2885
 Fax: 239-949-0611
 Aug 10, 2020 6:07 PM

Major Energy Futures

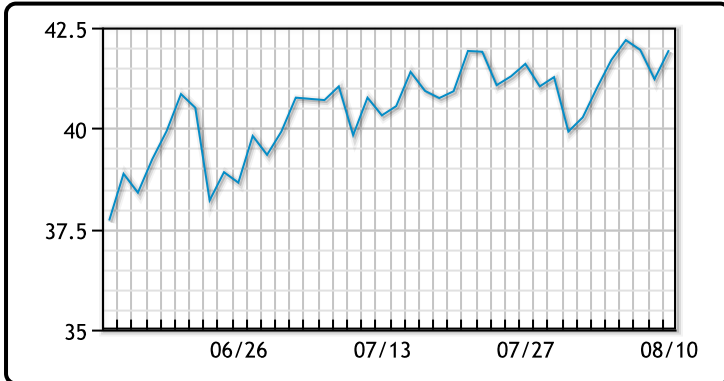
	Settle	Change
Brent	44.99	0.59
Gas Oil	367.75	-5.5
Natural Gas	2.153	0.073
RBOB	122.93	-2.05
ULSD	123.69	-3
WTI	41.94	0.72

Market Commentary

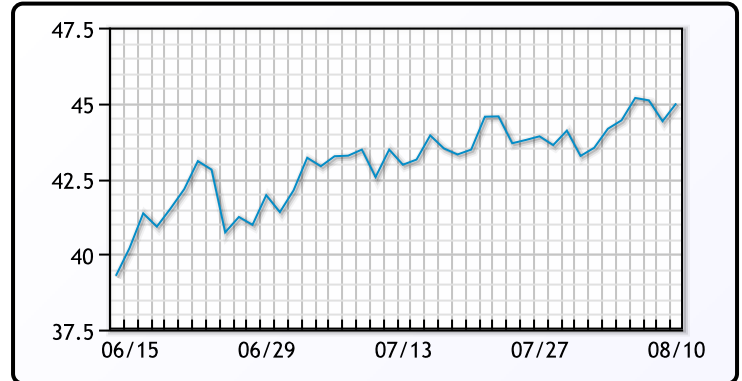
Oil prices climbed today on hopes of increased stimulus and improving Chinese factory data. Oil also got a boost when the TSA announced that airport screening numbers hit the highest level since mid-March. The number of people passing through TSA airport checkpoints rose for a second consecutive week, hitting 831,789, the most since March 17. This is still over 30% below levels this time last year, but a significant improvement. The EPA is preparing to adopt new rules that would rescind regulations for methane-gas emissions, including ending requirements that oil-and-gas producers have systems and procedures to detect methane leaks in their systems, senior administration officials said. The rule changes will apply to wells drilled since 2016 and going forward, and remove the largest pipelines, storage sites and other parts of the transmission system from EPA oversight of smog and greenhouse-gas emissions. On Sunday, Saudi Aramco CEO Amin Nasser said he sees oil demand rebounding in Asia as economies gradually open up. Meanwhile, the company reported a 72% drop in profits in the second quarter. WTI traded up \$0.72 or 1.74% to close at \$41.94. Brent traded up \$0.59 or 1.33% to close at \$44.99.

Crude & Product Markets

WTI



BRENT



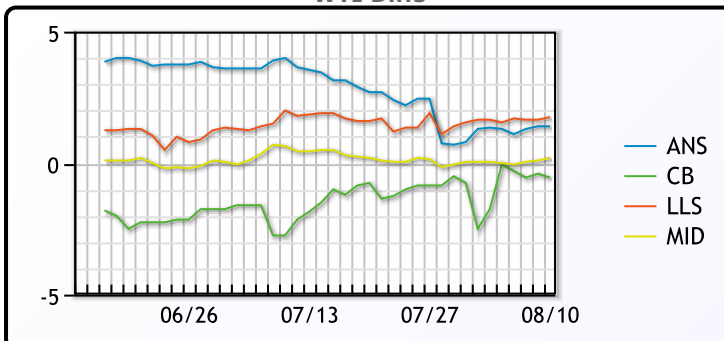
CRUDE

	Last	Week Ago	Month Ago
ANS	43.34	42.36	44
BLS	41.39	39.26	39.05
LLS	43.69	42.66	42.45
Mid	42.14	41.06	41.05
WTI	41.94	41.01	40.55

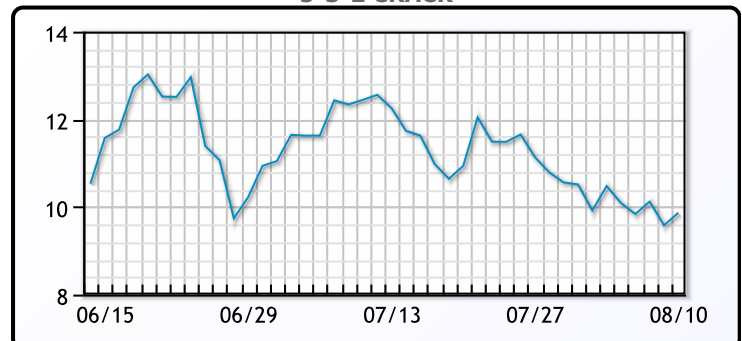
PRODUCTS

	Last	Week Ago	Month Ago
Gulf RBOB	118.18	116.43	124.16
Gulf ULSD	118.14	118.84	119.32
NYH RBOB	123.68	121.68	129.81
NYH ULSD	122.57	123.84	124.5
USGC 3%	39.88	37.88	39.63

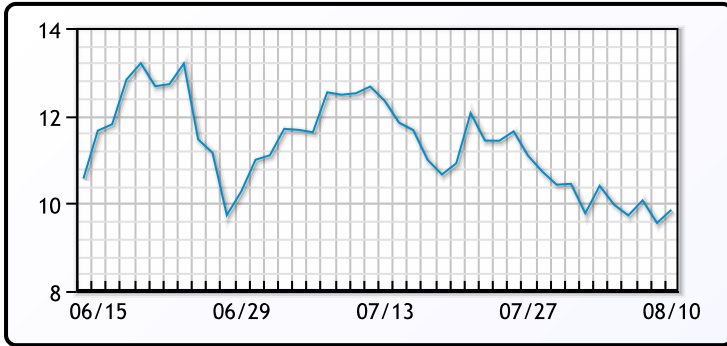
WTI Diffs



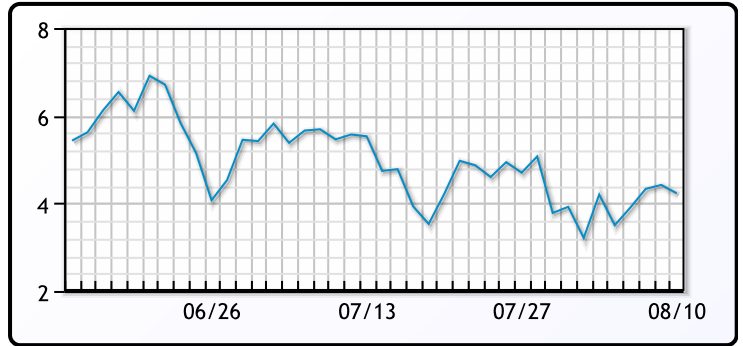
5-3-2 CRACK



3-2-1 Crack



Gulf 3-2-1 Crack



NGLs

MB

	Last	Week Ago	Month Ago
Butane	49.125	50	48
IsoButane	63.125	68	57.5
Natural Gasoline	84	80	79
Propane	50.5	50.25	48.125

CONWAY

	Last	Week Ago	Month Ago
Butane	51.75	51	51
IsoButane	78	80	80
Natural Gasoline	85.5	83	88.5
Propane	47.5	48	47.375

MB NON

	Last	Week Ago	Month Ago
Butane	55.125	53	51.5
IsoButane	63.125	73	57.5
Natural Gasoline	85	81.25	79.75
Propane	52	51	49

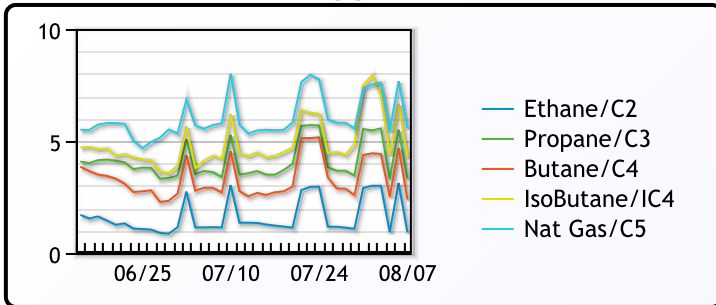
EDMONTON

	Last	Week Ago	Month Ago
Propane	24.88	27.25	33

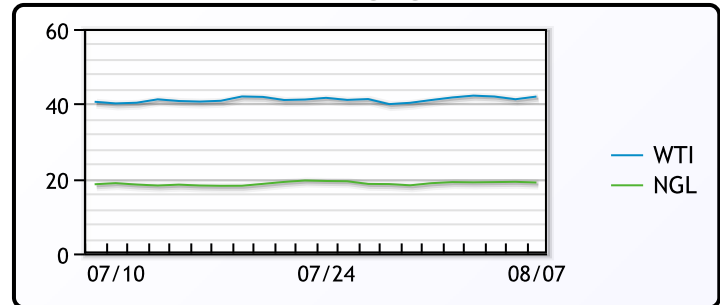
SARNIA

	Last	Week Ago	Month Ago
Propane	58.75	59.5	62.75

FRAC SPREAD



WTI vs NGL



FX

	Last	Change
CAD	1.3354	0.0003
DXY	93.609	0.17399
Gold	2027.38	0.04

RATES

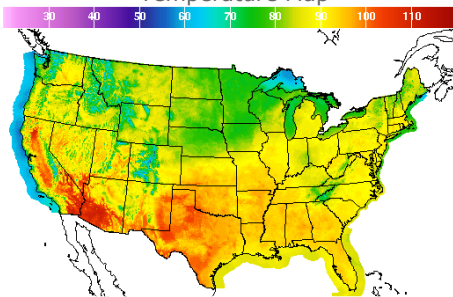
	Last	Change
US 2yr	0.131	0.002
US 10yr	0.5755	0.0115
CAN 10yr	0.494	0.016

EQUITIES

	Last	Change
Nasdaq	10968.36	-42.62
TSX	995.1	3.9965
S&P 500	3360.47	9.19

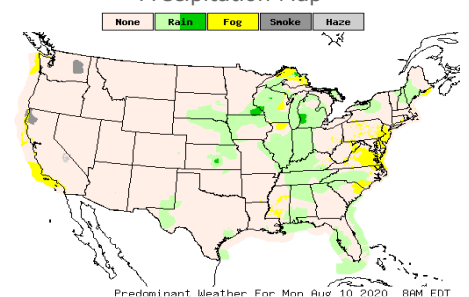
Weather Data

Temperature Map



City	HIGH °F	LOW °F
Calgary	76	55
Conway	78	66
Cushing	95	82
Denver	85	77
Houston	93	84
Mont Belvieu	91	80
Sarnia	86	73
Williston	84	65

Precipitation Map



This report has been prepared by PFL Petroleum Limited personnel for your information only and the views expressed are intended to provide market commentary and are not recommendations. This report is not an offer to sell or a solicitation of any offer to buy any security. The information contained herein has been compiled by PFL from sources believed to be reliable, but no representation or warranty, express or implied, is made by PFL Petroleum Limited, its affiliates or any other person as to its accuracy, completeness or correctness. Copyright 2017 PFL Petroleum Limited. All Rights Reserved