



MARKET DAILY

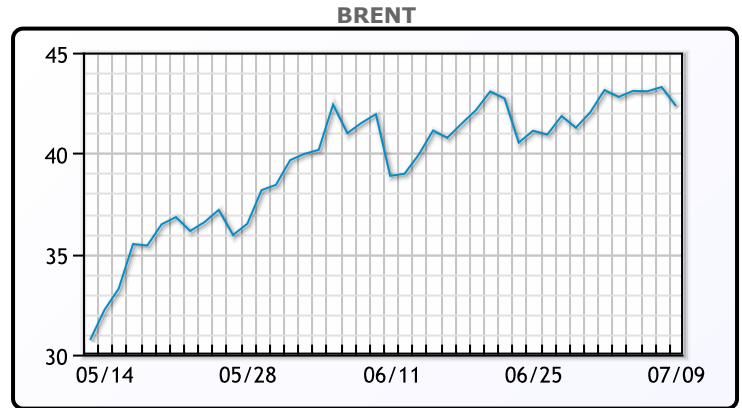
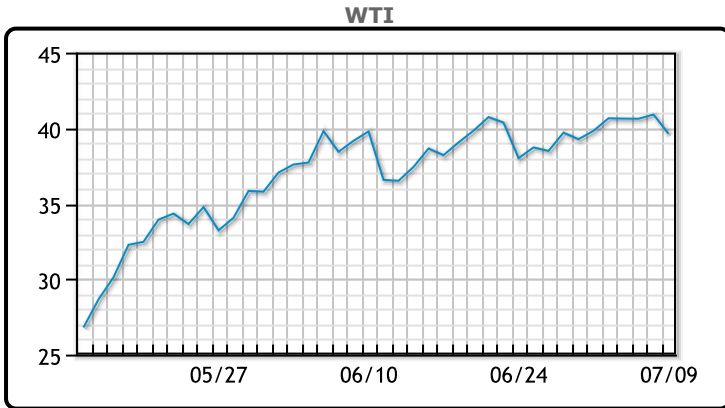
<http://www.pflpetroleum.com>
 1865 Veterans Park Dr. Suite 303
 Naples, Florida 34109
 Phone: 239-390-2885
 Fax: 239-949-0611
 Jul 9, 2020 6:18 PM

Major Energy Futures		
	Settle	Change
Brent	42.35	-0.94
Gas Oil	364.5	-2.75
Natural Gas	1.779	-0.045
RBOB	125.05	-4.04
ULSD	122.39	-1.05
WTI	39.62	-1.28

Market Commentary

Oil and other financial markets fell today on resurgent pandemic fears. Coronavirus cases have been on the rise in 42 of the 50 U.S. states over the past two weeks, according to a Reuters analysis. The fresh surge has prompted some states to reimpose restrictions, such as California, Florida, and Texas. These renewed restrictions are likely to have detrimental effects on any sustained recovery in fuel demand. As reported yesterday, Gasoline demand was at its highest level since March. This data will certainly be watched very closely over the coming weeks. WTI traded down \$1.28 or -3.15% to close at \$39.62. Brent traded down \$.94 or -2.17% to close at \$42.35.

Crude & Product Markets

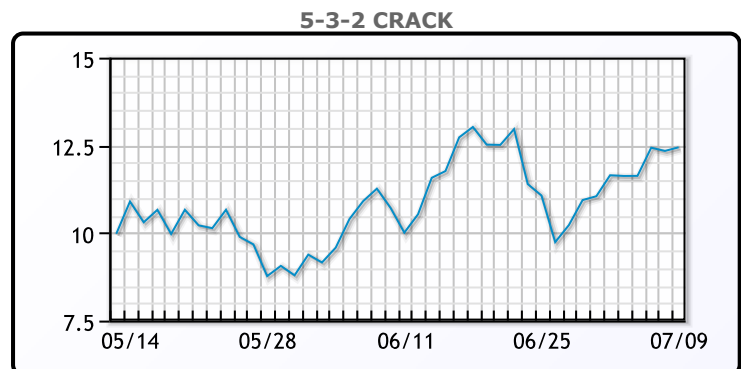
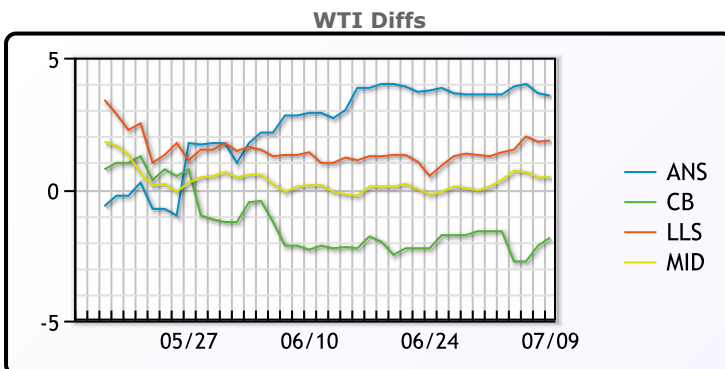


CRUDE

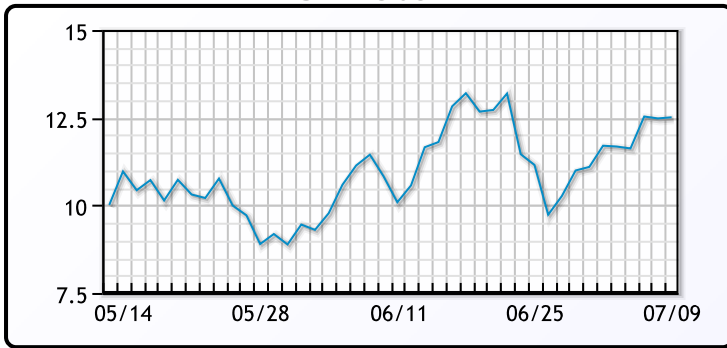
	Last	Week Ago	Month Ago
ANS	43.17	44.25	41.84
BLS	37.77	39.05	36.79
LLS	41.47	42.05	39.94
Mid	40.07	41	39.09
WTI	39.62	40.65	38.94

PRODUCTS

	Last	Week Ago	Month Ago
Gulf RBOB	121.18	122.29	115.78
Gulf ULSD	118.14	118.61	109.35
NYH RBOB	126.05	126.42	117.28
NYH ULSD	122.51	123.36	113.22
USGC 3%	39.13	34.88	33.88



3-2-1 Crack



Gulf 3-2-1 Crack



NGLs

MB

	Last	Week Ago	Month Ago
Butane	49	46	53.75
IsoButane	58.5	54	56.75
Natural Gasoline	81.5	75.5	74
Propane	48.375	46.625	49.25

CONWAY

	Last	Week Ago	Month Ago
Butane	51.25	48.5	53
IsoButane	81	80	68
Natural Gasoline	84.5	81	67.5
Propane	47.25	45.75	48

MB NON

	Last	Week Ago	Month Ago
Butane	52.5	49.5	55.25
IsoButane	58.5	54	56.75
Natural Gasoline	70.5	59.5	39.25
Propane	49.25	46.75	50.5

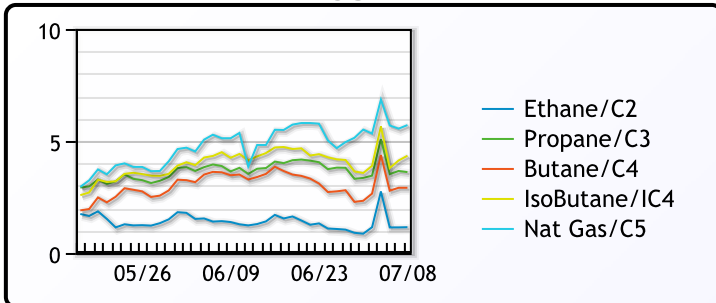
EDMONTON

	Last	Week Ago	Month Ago
Propane	32.75	31	43.25

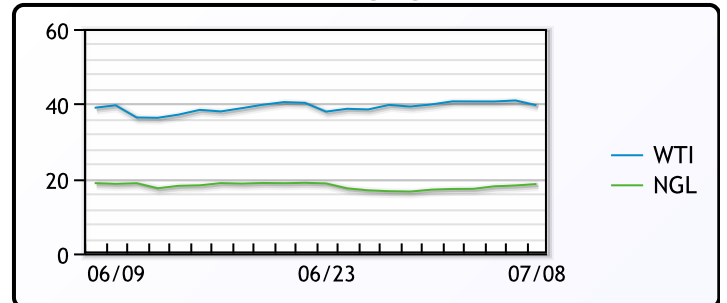
SARNIA

	Last	Week Ago	Month Ago
Propane	62.75	62.75	75.5

FRAC SPREAD



WTI vs NGL



FX

	Last	Change
CAD	1.3582	-0.0004
DXY	96.7	0.272
Gold	1803.68	0.13

RATES

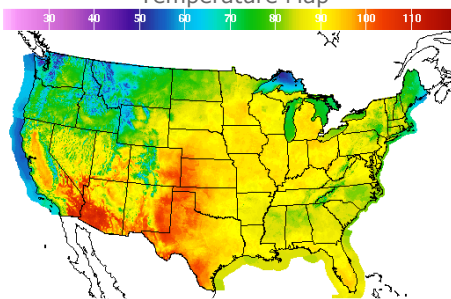
	Last	Change
US 2yr	0.1508	-0.0079
US 10yr	0.6135	-0.0509
CAN 10yr	0.532	-0.043

EQUITIES

	Last	Change
Nasdaq	10547.75	55.25
TSX	935.68	-3.5081
S&P 500	3152.05	-17.89

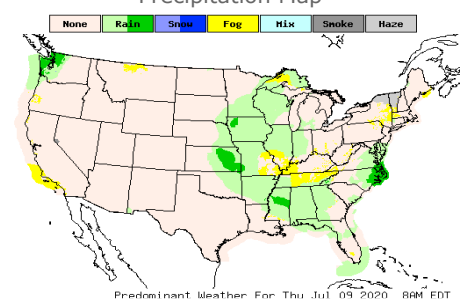
Weather Data

Temperature Map



City	HIGH °F	LOW °F
Calgary	70	58
Conway	75	62
Cushing	88	80
Denver	91	76
Houston	93	83
Mont Belvieu	90	80
Sarnia	91	73
Williston	74	62

Precipitation Map



This report has been prepared by PFL Petroleum Limited personnel for your information only and the views expressed are intended to provide market commentary and are not recommendations. This report is not an offer to sell or a solicitation of any offer to buy any security. The information contained herein has been compiled by PFL from sources believed to be reliable, but no representation or warranty, express or implied, is made by PFL Petroleum Limited, its affiliates or any other person as to its accuracy, completeness or correctness. Copyright 2017 PFL Petroleum Limited. All Rights Reserved