



MARKET DAILY

<https://www.pflpetroleum.com>
 1865 Veterans Park Dr. Suite 303
 Naples, Florida 34109
 Phone: 239-390-2885
 Fax: 239-949-0611
 Jul 7, 2020 6:26 PM

Major Energy Futures

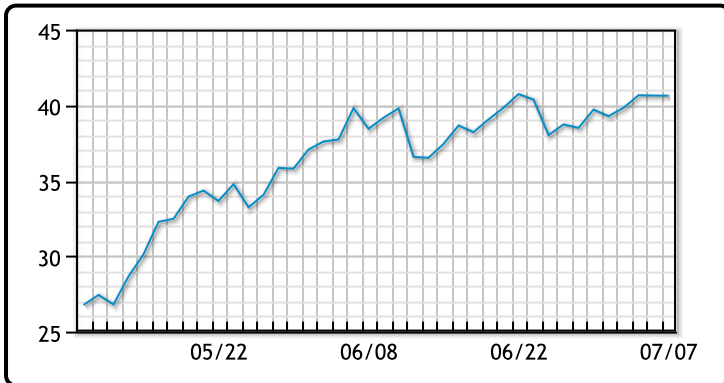
	Settle	Change
Brent	43.08	-0.02
Gas Oil	370.5	8.5
Natural Gas	1.876	0.046
RBOB	127.5	3.42
ULSD	124.33	0.16
WTI	40.62	-0.01

Market Commentary

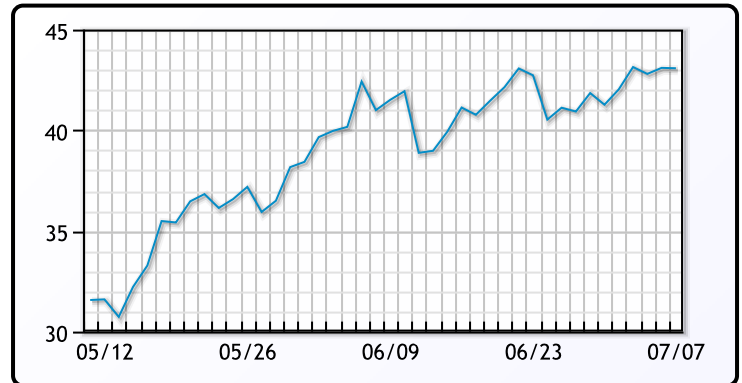
Oil prices were flat today as positive economic data is driving prices upwards while increasing COVID cases continues to cap gains. The EIA is revised its forecast showing higher fuel demand and lower production, and the market has responded well to this. Global oil demand continues to recover faster than previously estimated," Linda Capuano, EIA administrator said. Saudi Arabia on Monday raised its August crude official selling prices, indicating the Kingdom also sees demand picking up. However the move could weigh on already poor margins for refiners. There remains a lot of uncertainty around the DAPL closure yesterday. Today the judge blocked a stay order filed by ETP meaning yesterday's decision will stand for now. There are still some cards left to play for ETP but the window of opportunity is narrowing. ETP also said it could take 3 months until the pipe is fully emptied which would put them in violation of yesterday's court order. WTI traded down \$.01 or -.02% to close at \$40.62. Brent traded down \$.02 or -.05% to close at \$43.08

Crude & Product Markets

WTI



BRENT



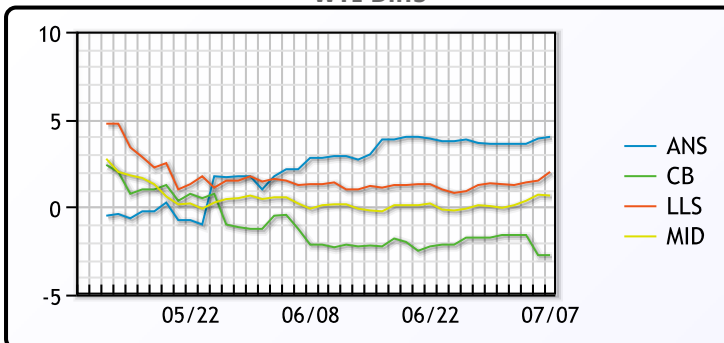
CRUDE

	Last	Week Ago	Month Ago
ANS	44.62	42.87	42.35
BLS	37.87	37.67	37.4
LLS	42.62	40.57	40.85
Mid	41.27	39.22	39.65
WTI	40.62	39.27	39.55

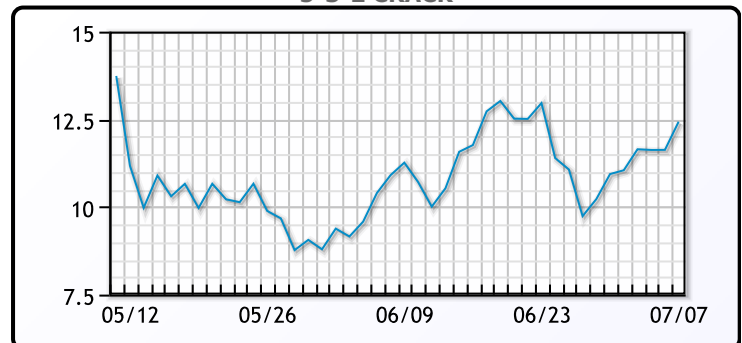
PRODUCTS

	Last	Week Ago	Month Ago
Gulf RBOB	124	116.65	115.36
Gulf ULSD	119.98	113.28	107.56
NYH RBOB	128.5	120.65	117.61
NYH ULSD	124.71	118.28	112.31
USGC 3%	38.88	33.13	34.63

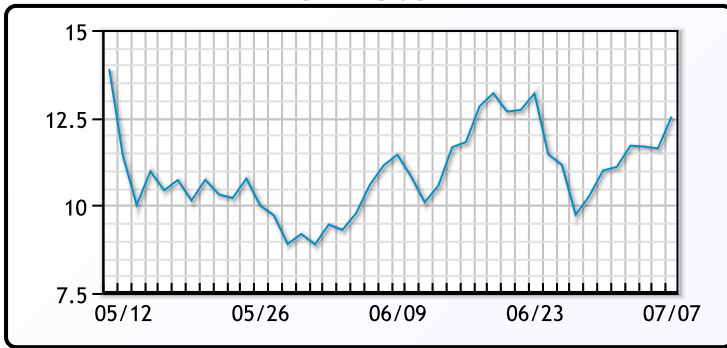
WTI Diffs



5-3-2 CRACK



3-2-1 Crack



Gulf 3-2-1 Crack



NGLs

MB

	Last	Week Ago	Month Ago
Butane	48	41.75	56.75
IsoButane	55.5	50.25	59.75
Natural Gasoline	80.5	73.75	77
Propane	49	46	52.625

CONWAY

	Last	Week Ago	Month Ago
Butane	51.25	46.25	55
IsoButane	79	86	67
Natural Gasoline	85	78.75	70
Propane	47.75	45	51.25

MB NON

	Last	Week Ago	Month Ago
Butane	51.5	46.25	58.75
IsoButane	55.5	50.25	59.75
Natural Gasoline	67.5	34	48
Propane	47.88	45.25	52.5

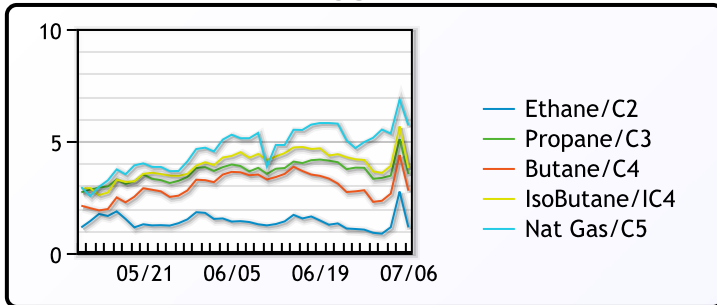
EDMONTON

	Last	Week Ago	Month Ago
Propane	31.25	30.25	44.88

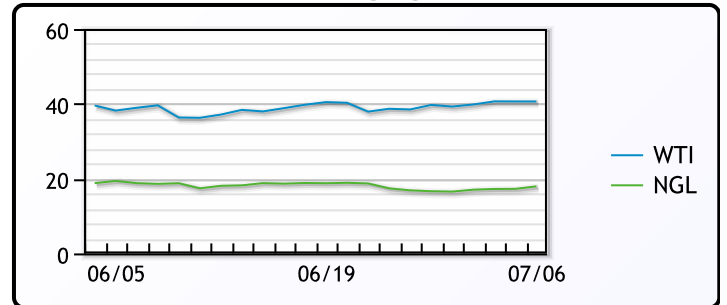
SARNIA

	Last	Week Ago	Month Ago
Propane	62.75	67	74.25

FRAC SPREAD



WTI vs NGL



FX

	Last	Change
CAD	1.3604	0.0001
DXY	96.881	0.15599
Gold	1794.72	-0.14

RATES

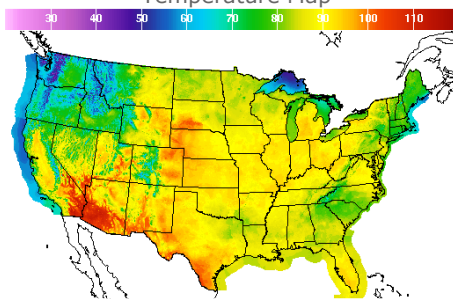
	Last	Change
US 2yr	0.1567	0.0001
US 10yr	0.6397	-0.0362
CAN 10yr	0.511	-0.037

EQUITIES

	Last	Change
Nasdaq	10343.89	-89.76
TSX	937.72	-4.5239
S&P 500	3145.32	-34.4

Weather Data

Temperature Map



City	HIGH °F	LOW °F
Calgary	60	53
Conway	82	66
Cushing	90	75
Denver	92	79
Houston	91	83
Mont Belvieu	87	81
Sarnia	82	72
Williston	82	68

Precipitation Map

