



MARKET DAILY

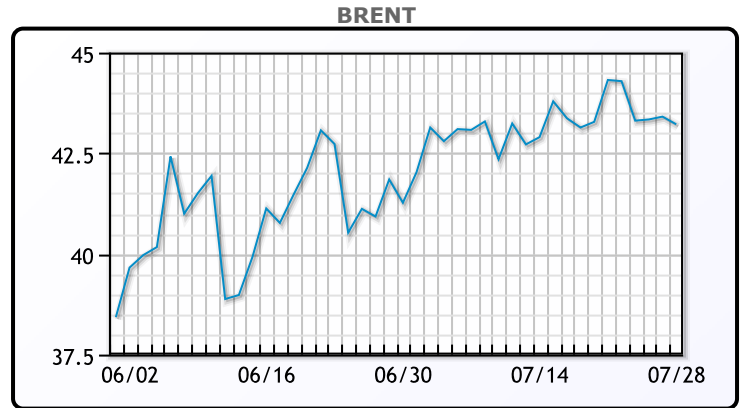
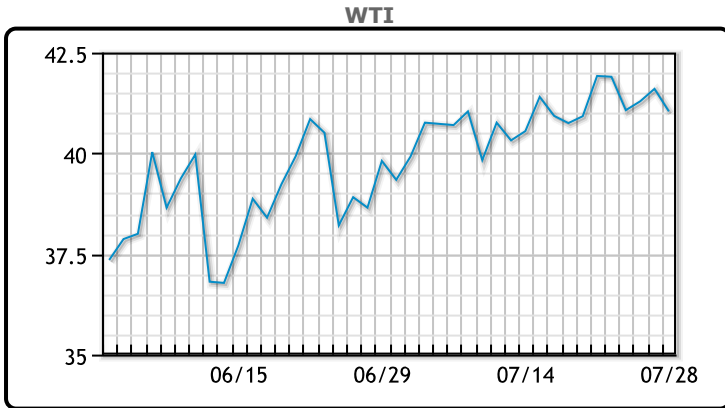
<https://www.pflpetroleum.com>
 1865 Veterans Park Dr. Suite 303
 Naples, Florida 34109
 Phone: 239-390-2885
 Fax: 239-949-0611
 Jul 28, 2020 6:20 PM

Major Energy Futures		
	Settle	Change
Brent	43.22	-0.16
Gas Oil	371	-4.75
Natural Gas	1.8	-0.074
RBOB	126.56	-1.01
ULSD	124.21	-0.22
WTI	41.04	-0.56

Market Commentary

Oil prices fell today as US lawmakers battle out a fresh stimulus/aid package. "There's concern with the stimulus out of Washington, which is critical to the oil complex and to supporting demand, especially for gasoline," said John Kilduff, partner at Again Capital LLC in New York. This all comes at a period when the Fed is having its policy-setting panel meeting, and is expected to keep rates at zero indefinitely. Also a negative for prices, U.S. consumer confidence ebbed in July amid a flare-up in COVID-19 infections. Brent is falling deeper into contango, indicating increased supply in the near term and potentially encouraging a buildup of inventories. WTI traded down \$.56 or -1.35% to close at \$41.04. Brent traded down \$.16 or -.37% to close at \$43.25.

Crude & Product Markets

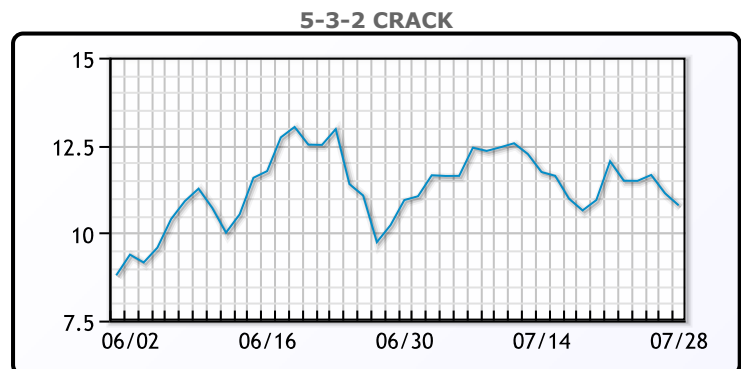
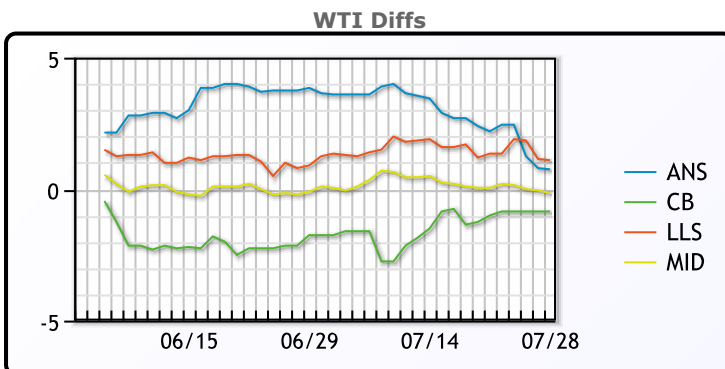


CRUDE

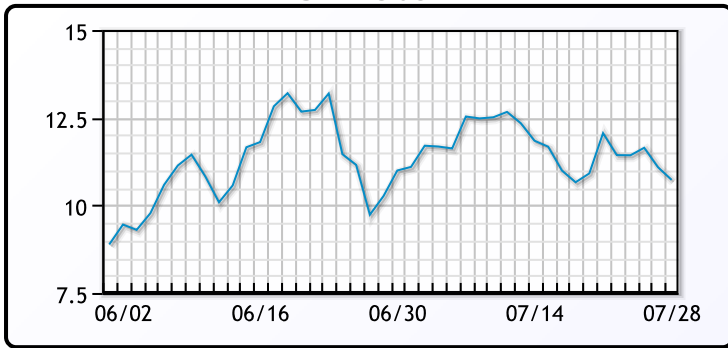
	Last	Week Ago	Month Ago
ANS	41.79	44.16	42.14
BLS	40.19	40.96	36.74
LLS	42.14	43.31	39.74
Mid	40.89	42.01	38.59
WTI	41.04	41.96	38.49

PRODUCTS

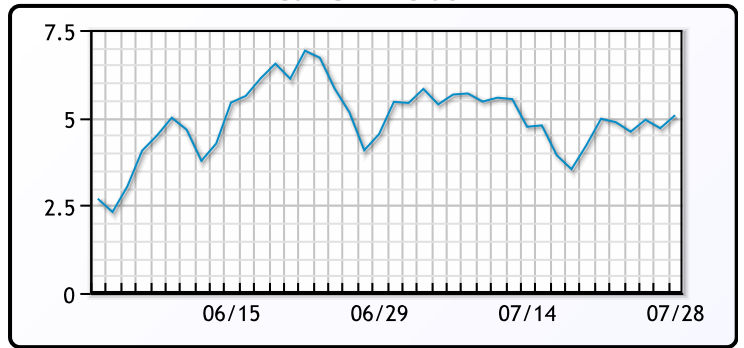
	Last	Week Ago	Month Ago
Gulf RBOB	119.77	122.54	112.19
Gulf ULSD	119.29	123.83	109.57
NYH RBOB	127.68	129.1	115.08
NYH ULSD	124.46	128.5	113.63
USGC 3%	37.13	37.38	32.88



3-2-1 Crack



Gulf 3-2-1 Crack



NGLs

MB

	Last	Week Ago	Month Ago
Butane	50	51.75	42.625
IsoButane	57.5	59.25	50.625
Natural Gasoline	84.25	78	69
Propane	49.75	50.875	47.25

CONWAY

	Last	Week Ago	Month Ago
Butane	51.75	54	46.75
IsoButane	72	88	87.5
Natural Gasoline	84	87.5	75.5
Propane	48.25	49.25	47.25

MB NON

	Last	Week Ago	Month Ago
Butane	53.5	55.25	47.125
IsoButane	57.5	59.25	50.625
Natural Gasoline	73.25	65.5	24.5
Propane	51.63	49.25	47.13

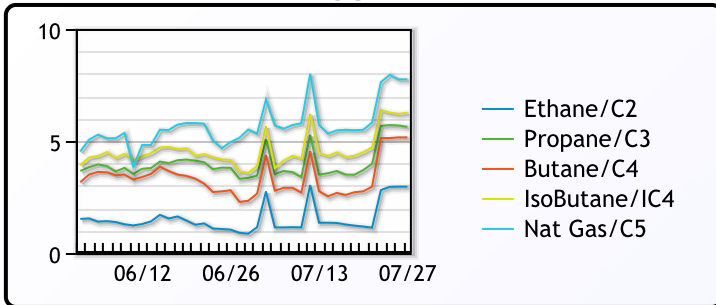
EDMONTON

	Last	Week Ago	Month Ago
Propane	29.38	33.5	32.5

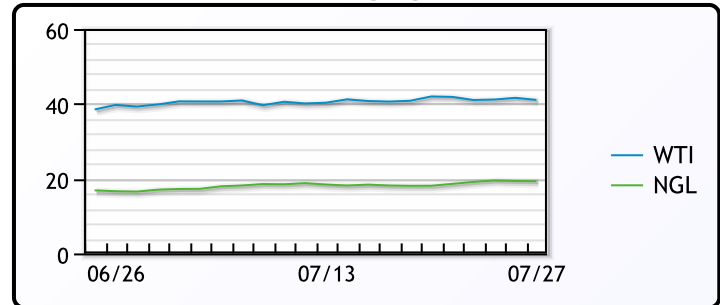
SARNIA

	Last	Week Ago	Month Ago
Propane	63	63	67

FRAC SPREAD



WTI vs NGL



FX

	Last	Change
CAD	1.338	0
DXY	93.729	0.06099
Gold	1958.44	0.01

RATES

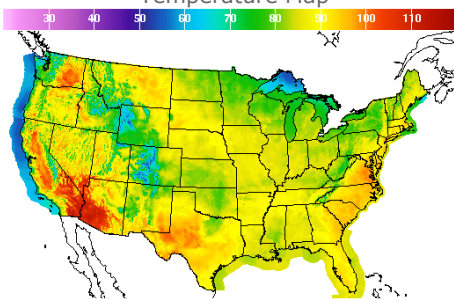
	Last	Change
US 2yr	0.1387	-0.0127
US 10yr	0.579	-0.0361
CAN 10yr	0.476	-0.046

EQUITIES

	Last	Change
Nasdaq	10402.09	-134.18
TSX	965.65	-3.3895
S&P 500	3218.44	-20.97

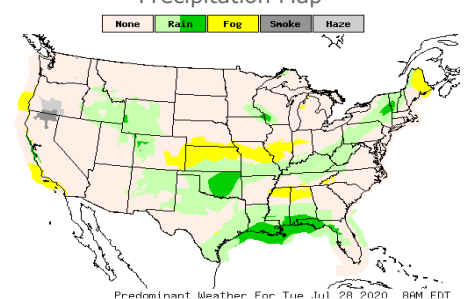
Weather Data

Temperature Map



City	HIGH °F	LOW °F
Calgary	85	67
Conway	78	60
Cushing	82	75
Denver	70	66
Houston	85	79
Mont Belvieu	84	80
Sarnia	83	68
Williston	87	72

Precipitation Map



This report has been prepared by PFL Petroleum Limited personnel for your information only and the views expressed are intended to provide market commentary and are not recommendations. This report is not an offer to sell or a solicitation of any offer to buy any security. The information contained herein has been compiled by PFL from sources believed to be reliable, but no representation or warranty, express or implied, is made by PFL Petroleum Limited, its affiliates or any other person as to its accuracy, completeness or correctness. Copyright 2017 PFL Petroleum Limited. All Rights Reserved