



MARKET DAILY

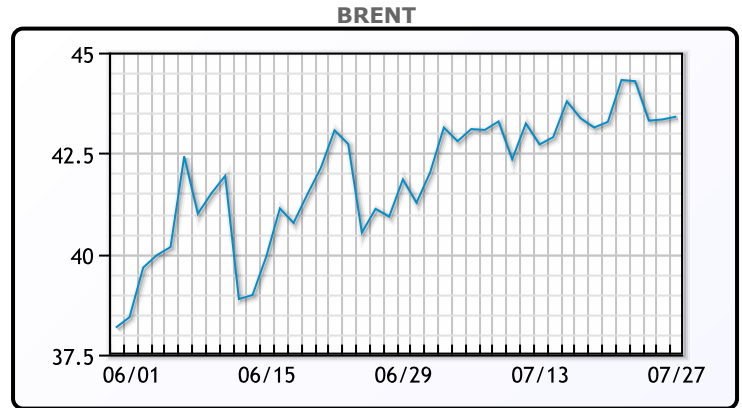
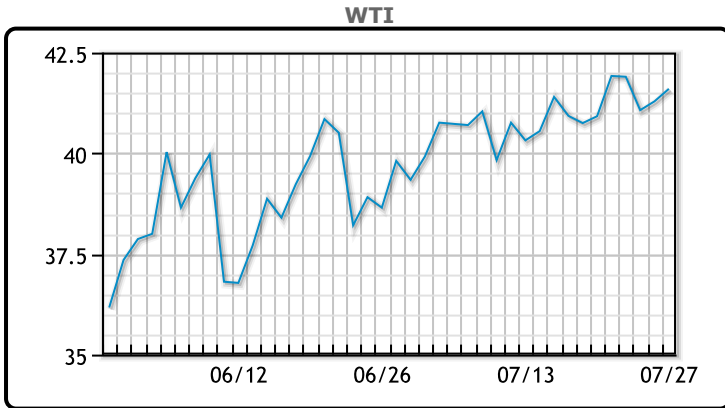
<https://www.pflpetroleum.com>
 1865 Veterans Park Dr. Suite 303
 Naples, Florida 34109
 Phone: 239-390-2885
 Fax: 239-949-0611
 Jul 27, 2020 6:05 PM

Major Energy Futures		
	Settle	Change
Brent	43.41	0
Gas Oil	370	-3
Natural Gas	1.734	0.023
RBOB	127.47	2.62
ULSD	125.41	0.22
WTI	41.6	0

Market Commentary

Oil prices rose for the day after initially falling as much as 2% during the session. A weaker US dollar continues to help foreign commodity holders and support oil prices. The USD index is now at its lowest level since June 2018. Following the closures of consulates in Houston and Chendu, investors worried about relations between China and the United States and have retreated to safe havens. "In lack of larger fundamental news, oil prices are following the overall macro trends, behaving as a 'risky asset' and being traded lower when safe-haven assets strengthen," said Bjornar Tonhaugen, head of oil markets at Rystad Energy. WTI traded up \$.36 or .87% to close at \$41.65. Brent traded up \$.19 or .44% to close at \$43.53.

Crude & Product Markets

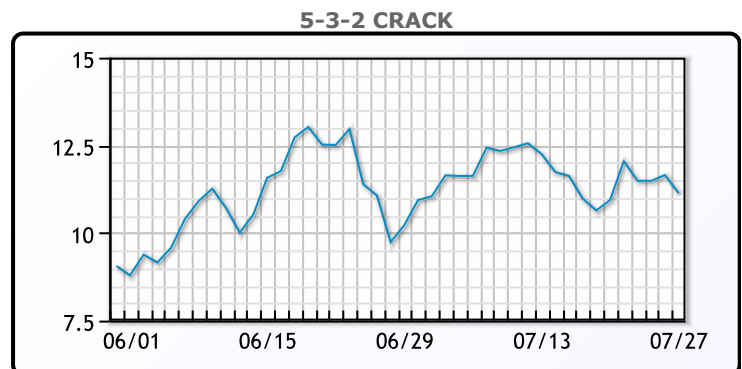
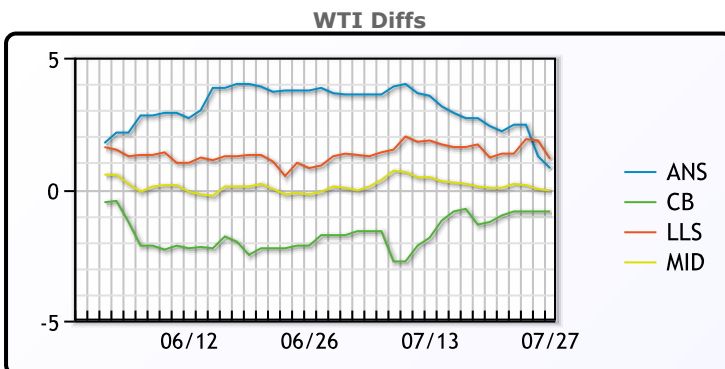


CRUDE

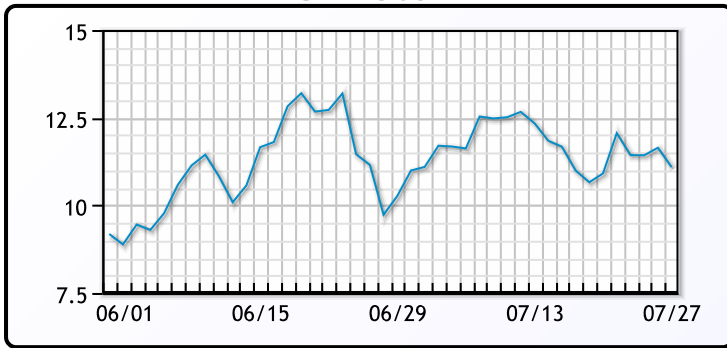
	Last	Week Ago	Month Ago
ANS	42.4	43.21	42.14
BLS	40.75	39.56	36.74
LLS	42.75	42.01	39.74
Mid	41.55	40.86	38.59
WTI	41.6	40.81	38.49

PRODUCTS

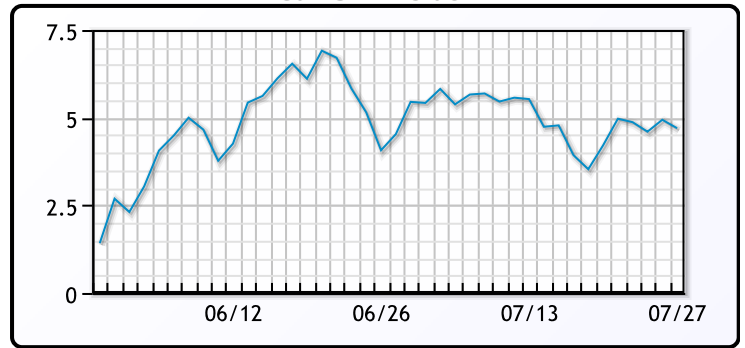
	Last	Week Ago	Month Ago
Gulf RBOB	120.22	117.6	112.19
Gulf ULSD	120.47	118.75	109.57
NYH RBOB	128.62	124.1	115.08
NYH ULSD	125.54	123.8	113.63
USGC 3%	37.38	36.63	32.88



3-2-1 Crack



Gulf 3-2-1 Crack



NGLs

MB

	Last	Week Ago	Month Ago
Butane	52.75	50	42.625
IsoButane	58.75	58.5	50.625
Natural Gasoline	84.25	78.5	72
Propane	51.125	49	47.25

CONWAY

	Last	Week Ago	Month Ago
Butane	54.5	51.75	46.75
IsoButane	81	89	87.5
Natural Gasoline	85.5	84.25	75.5
Propane	49	47.5	47.25

MB NON

	Last	Week Ago	Month Ago
Butane	56.25	53.5	47.125
IsoButane	58.75	58.5	50.625
Natural Gasoline	75	63	24.5
Propane	52	48.25	48.5

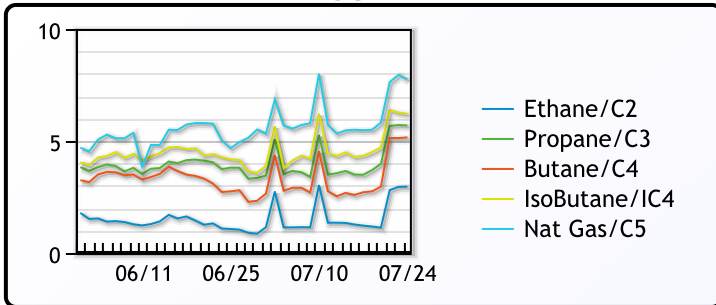
EDMONTON

	Last	Week Ago	Month Ago
Propane	29.25	33.75	35.5

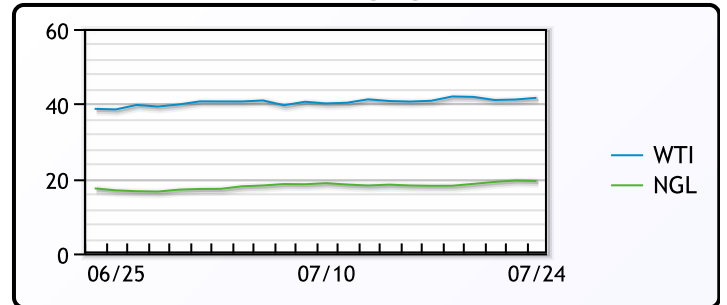
SARNIA

	Last	Week Ago	Month Ago
Propane	63	63	73.75

FRAC SPREAD



WTI vs NGL



FX

	Last	Change
CAD	1.3357	0.0001
DXY	93.68	-0.75501
Gold	1942.29	0.05

RATES

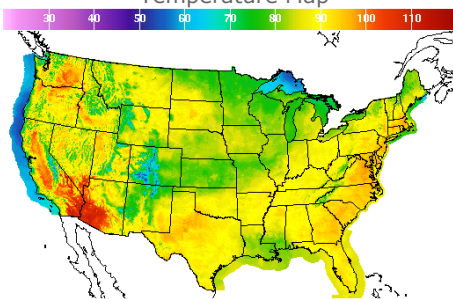
	Last	Change
US 2yr	0.1514	0.0041
US 10yr	0.6151	0.0263
CAN 10yr	0.522	0.021

EQUITIES

	Last	Change
Nasdaq	10536.27	173.09
TSX	969.04	8.978
S&P 500	3239.41	23.78

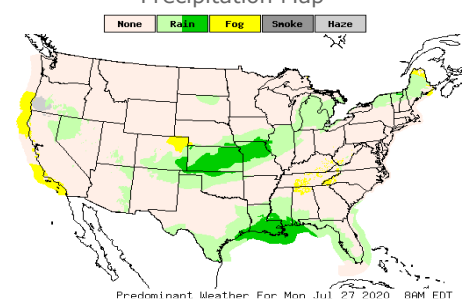
Weather Data

Temperature Map



City	HIGH °F	LOW °F
Calgary	81	63
Conway	77	63
Cushing	74	72
Denver	84	75
Houston	89	83
Mont Belvieu	88	80
Sarnia	84	65
Williston	81	67

Precipitation Map



This report has been prepared by PFL Petroleum Limited personnel for your information only and the views expressed are intended to provide market commentary and are not recommendations. This report is not an offer to sell or a solicitation of any offer to buy any security. The information contained herein has been compiled by PFL from sources believed to be reliable, but no representation or warranty, express or implied, is made by PFL Petroleum Limited, its affiliates or any other person as to its accuracy, completeness or correctness. Copyright 2017 PFL Petroleum Limited. All Rights Reserved