



MARKET DAILY

<https://www.pflpetroleum.com>
 1865 Veterans Park Dr. Suite 303
 Naples, Florida 34109
 Phone: 239-390-2885
 Fax: 239-949-0611
 Jul 24, 2020 5:55 PM

Major Energy Futures

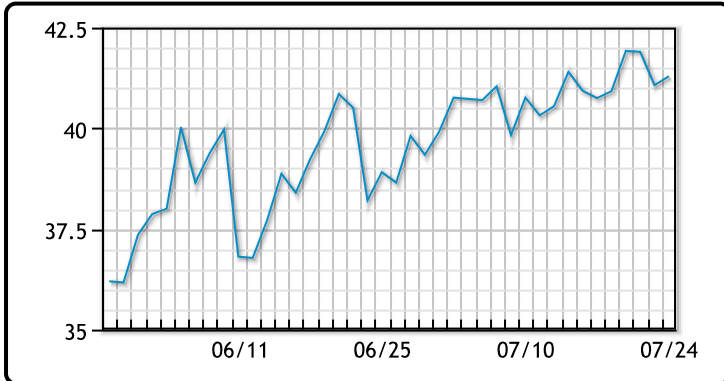
	Settle	Change
Brent	43.34	0.11
Gas Oil	374.75	-1.5
Natural Gas	1.808	0.104
RBOB	128.48	-2.42
ULSD	125.63	-1.66
WTI	41.29	0.27

Market Commentary

Oil prices moved slightly higher on Friday supported by economic data from Europe, but gains were limited as tensions between the United States and China flared. The total US rig count continued to fall to all-time lows, hitting 251 this week. However, for the first time since March, energy firms actually added one oil rig. Oil firms have started to report earnings lately, and most have been better than expected. The integrated oil companies believe the demand recovery (and their willingness to produce) will all be driven by fluctuations in downstream market. Others have really shined in their trading groups. Almost all who reported so far highlighted the extreme uncertainty and potential pressure on wellhead prices due to OPEC+'s easing of cuts. Natural gas prices have been steadily rising off their lows due to warmer weather, with prices rising over five percent yesterday. WTI traded up \$.27 or .66% to close at \$41.34. Brent traded up \$.11 or .25% to close at \$43.42.

Crude & Product Markets

WTI



BRENT



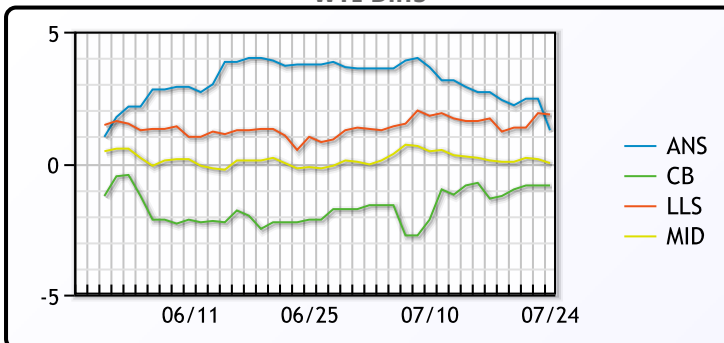
CRUDE

	Last	Week Ago	Month Ago
ANS	42.39	43.29	41.66
BLS	40.29	39.24	35.76
LLS	42.99	42.29	38.71
Mid	41.14	40.69	37.71
WTI	41.14	40.59	37.91

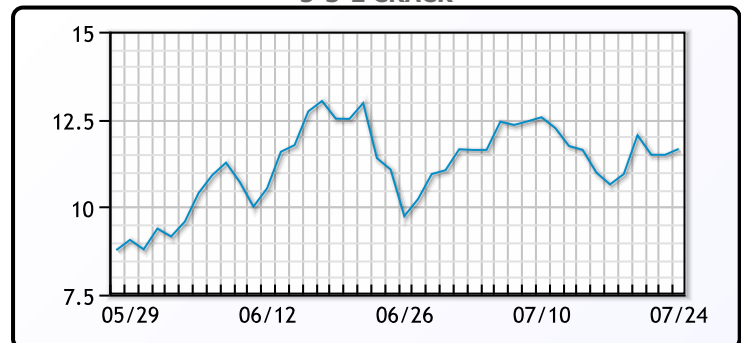
PRODUCTS

	Last	Week Ago	Month Ago
Gulf RBOB	121.6	117.2	115.54
Gulf ULSD	120.75	117.04	111.32
NYH RBOB	129.85	124.32	118.89
NYH ULSD	126	122.01	115.21
USGC 3%	36.63	36.88	32.63

WTI Diffs



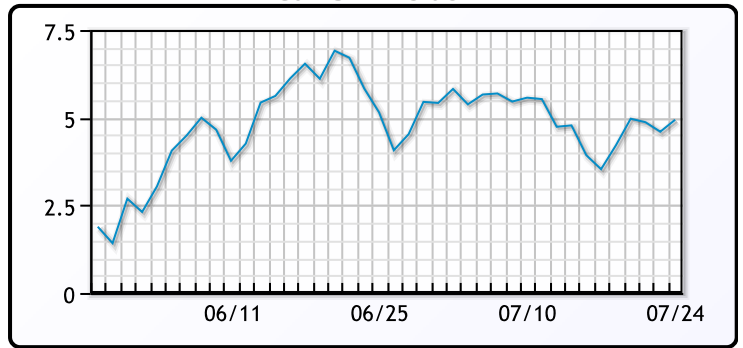
5-3-2 CRACK



3-2-1 Crack



Gulf 3-2-1 Crack



NGLs

MB

	Last	Week Ago	Month Ago
Butane	53	49.25	45
IsoButane	59	57.75	53
Natural Gasoline	86.5	79	80
Propane	52	48.25	49

CONWAY

	Last	Week Ago	Month Ago
Butane	54.25	51.5	49.75
IsoButane	83	89	90
Natural Gasoline	84.5	83	76
Propane	49.5	47.375	48.5

MB NON

	Last	Week Ago	Month Ago
Butane	56.5	52.75	49.5
IsoButane	59	57.75	53
Natural Gasoline	72	61.5	30.5
Propane	52.25	48	51

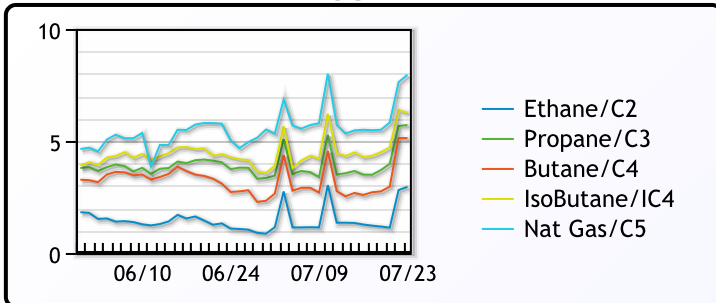
EDMONTON

	Last	Week Ago	Month Ago
Propane	30.25	34.75	37.5

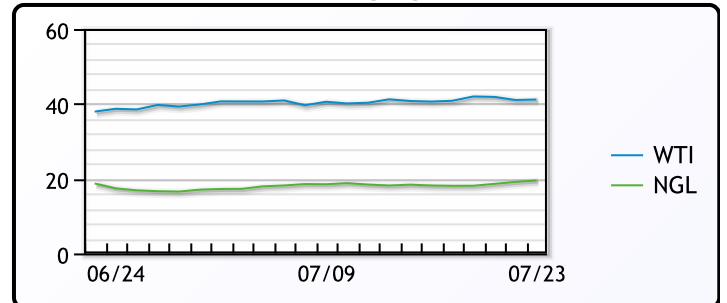
SARNIA

	Last	Week Ago	Month Ago
Propane	63	63	73.75

FRAC SPREAD



WTI vs NGL



FX

	Last	Change
CAD	1.3415	0.0005
DXY	94.345	-0.347
Gold	1902.02	14.58

RATES

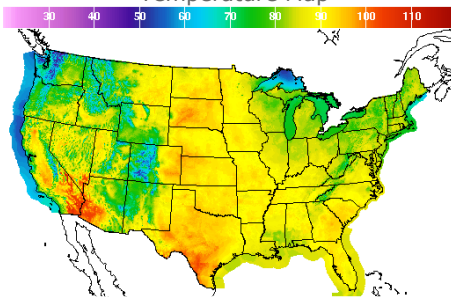
	Last	Change
US 2yr	0.1473	-0.004
US 10yr	0.5888	0.0114
CAN 10yr	0.501	-0.002

EQUITIES

	Last	Change
Nasdaq	10363.18	-98.24
TSX	960.06	-1.5142
S&P 500	3215.63	-20.03

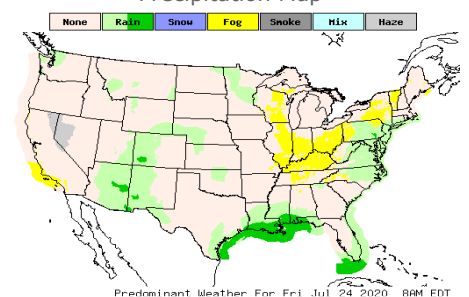
Weather Data

Temperature Map



City	HIGH °F	LOW °F
Calgary	64	48
Conway	89	76
Cushing	93	78
Denver	78	74
Houston	89	84
Mont Belvieu	89	80
Sarnia	75	64
Williston	88	75

Precipitation Map



This report has been prepared by PFL Petroleum Limited personnel for your information only and the views expressed are intended to provide market commentary and are not recommendations. This report is not an offer to sell or a solicitation of any offer to buy any security. The information contained herein has been compiled by PFL from sources believed to be reliable, but no representation or warranty, express or implied, is made by PFL Petroleum Limited, its affiliates or any other person as to its accuracy, completeness or correctness. Copyright 2017 PFL Petroleum Limited. All Rights Reserved