

Major Energy Futures		
	Settle	Change
Brent	43.14	0.73
Gas Oil	363	5.25
Natural Gas	1.734	-0.08
RBOB	125.92	1.54
ULSD	123.11	1.31
WTI	40.65	0.47

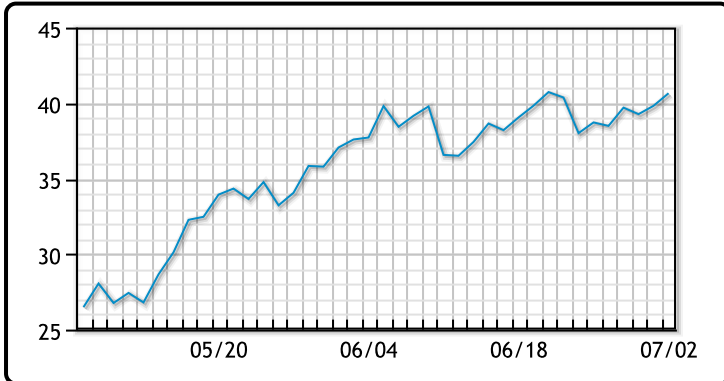
Market Commentary

Crude oil prices jumped today after a stronger than expected US jobless report. Expectations were all over the map but few economists or analysts forecasted such strong growth. As the US recorded a daily record for new Coronavirus cases today, concerns of mounting virus cases continue to threaten the recovery in fuel demand. "Oil prices have remained rangebound as OPEC has done its job on the supply side, and the key uncertainty now remains on demand recovery," Harry Tchilinguirian, head of commodity research at BNP Paribas, said. There was also some concern in yesterday's DOE report pertaining to a build in gasoline stocks, while initial forecasts showed a draw of over 1.5MM/bbls. Gasoline demand was also down 47K/bpd. Pay attention to US driving activity over the weekend especially in the more heavily populated sunbelt states who are big consumers of gasoline. WTI traded up \$.47 or 1.18% to close at \$40.29. Brent traded up \$.73 or 1.74% to close at \$42.76. We will not be sending out a Petroleum Daily report tomorrow. Wishing all of our US readers a safe and happy Fourth.

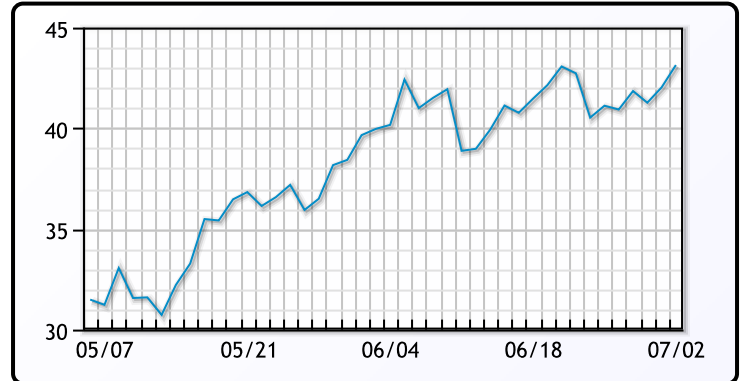


Crude & Product Markets

WTI



BRENT



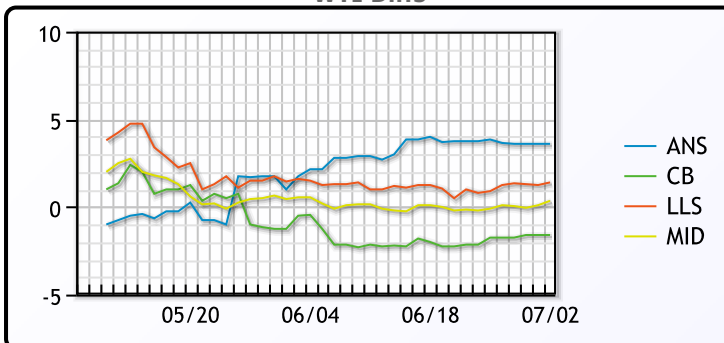
CRUDE

	Last	Week Ago	Month Ago
ANS	44.25	42.52	38.96
BLS	39.05	36.92	36.36
LLS	42.05	39.57	38.31
Mid	41	38.57	37.36
WTI	40.65	38.67	36.81

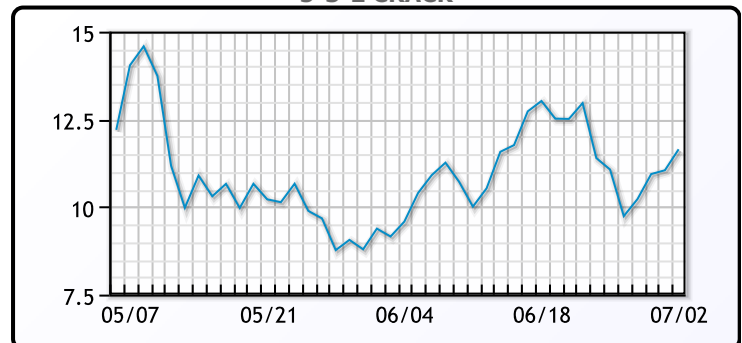
PRODUCTS

	Last	Week Ago	Month Ago
Gulf RBOB	122.29	115.6	106.83
Gulf ULSD	118.61	111.32	101.33
NYH RBOB	126.42	118.67	106.96
NYH ULSD	123.36	115.81	105.08
USGC 3%	34.88	33.38	31.63

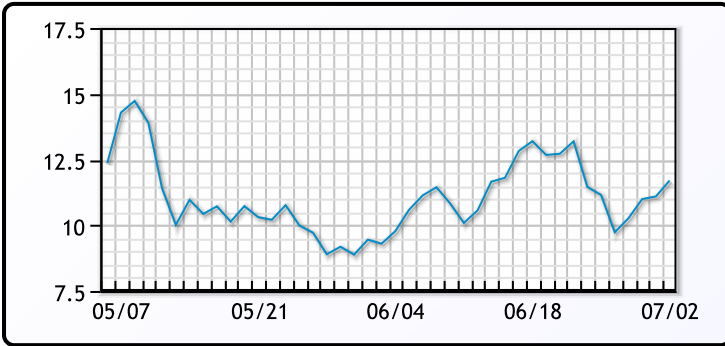
WTI Diffs



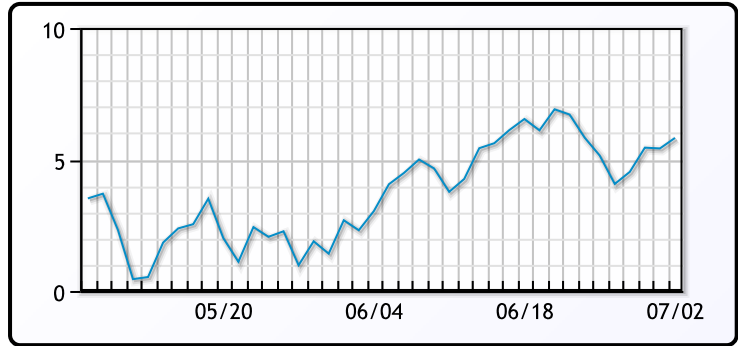
5-3-2 CRACK



3-2-1 Crack



Gulf 3-2-1 Crack



NGLs

MB

	Last	Week Ago	Month Ago
Butane	46	44.5	50
IsoButane	54	52.5	54
Natural Gasoline	75.5	72	67
Propane	46.625	48.25	49.625

CONWAY

	Last	Week Ago	Month Ago
Butane	48.5	48.25	49.5
IsoButane	80	88	61.5
Natural Gasoline	81	77.5	59
Propane	45.75	47.75	47.875

MB NON

	Last	Week Ago	Month Ago
Butane	49.5	49	53
IsoButane	54	52.5	54
Natural Gasoline	59.5	24.25	49.5
Propane	46.75	48.5	48.13

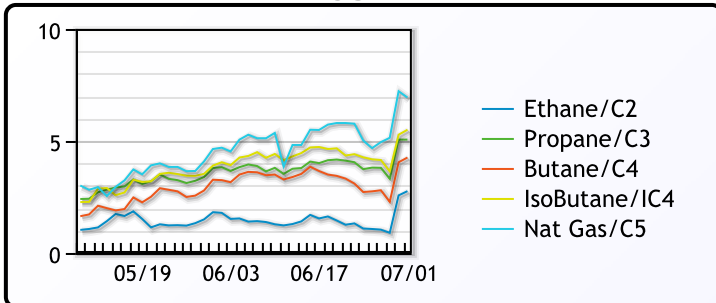
EDMONTON

	Last	Week Ago	Month Ago
Propane	31	35.5	39.5

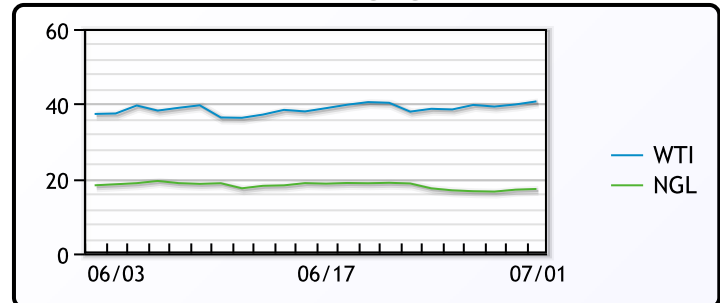
SARNIA

	Last	Week Ago	Month Ago
Propane	62.75	73.75	72

FRAC SPREAD



WTI vs NGL



FX

	Last	Change
CAD	1.3566	0.0002
DXY	97.227	0.03099
Gold	1775.35	-0.03

RATES

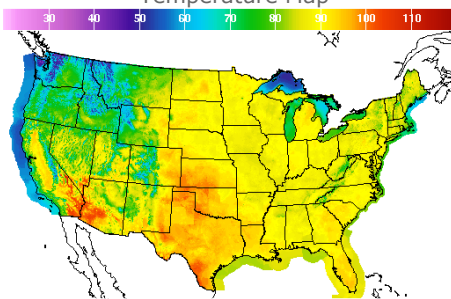
	Last	Change
US 2yr	0.1526	-0.0077
US 10yr	0.6693	-0.0065
CAN 10yr	0.562	0.034

EQUITIES

	Last	Change
Nasdaq	10207.63	53
TSX	940.86	6.6492
S&P 500	3130.01	14.15

Weather Data

Temperature Map



City	HIGH °F	LOW °F
Calgary	66	53
Conway	87	75
Cushing	88	72
Denver	92	78
Houston	95	82
Mont Belvieu	93	80
Sarnia	82	69
Williston	83	67

Precipitation Map

