



# MARKET DAILY

<https://www.pflpetroleum.com>  
 1865 Veterans Park Dr. Suite 303  
 Naples, Florida 34109  
 Phone: 239-390-2885  
 Fax: 239-949-0611  
 Jul 21, 2020 6:56 PM

## Major Energy Futures

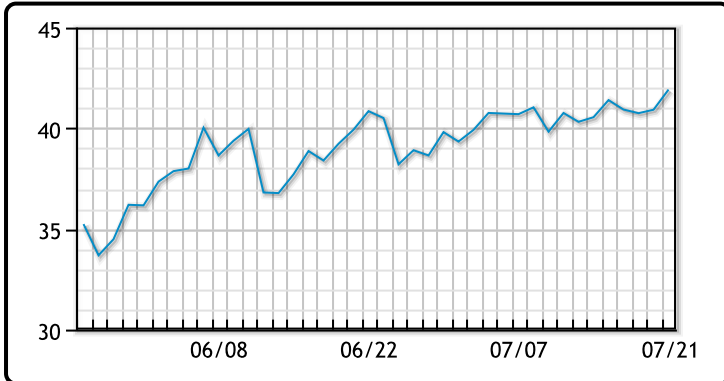
	Settle	Change
Brent	44.32	1.04
Gas Oil	386.75	3
Natural Gas	1.675	0.034
RBOB	127.97	5.12
ULSD	128	4.45
WTI	41.92	1

## Market Commentary

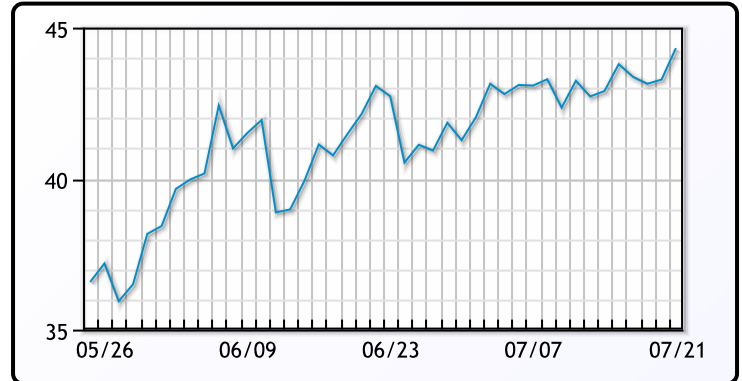
Oil prices rallied today hitting more than four month highs on vaccine hopes and increased stimulus packages to be introduced in the EU, US and others. "The stimulus that we got out of Europe really seems to have set the stage for the energy rally," said Phil Flynn, senior analyst at Price Futures Group in Chicago. "The expectation is if they can get this through all the individual governments and the approval process there is going to be a surge of oil demand. The EU deal allows the European Commission to raise billions of euros on capital markets on behalf of all 27 states, an unprecedented act of solidarity in almost seven decades of European integration. The US dollar fell today to its lowest level since March against a basket of currencies. This is bullish for oil prices as most contracts are priced in greenbacks. WTI traded up \$1.00 or 2.44% to close at \$41.92. Brent traded up \$1.04 or 2.4% to close at \$44.32.

## Crude & Product Markets

WTI



BRENT



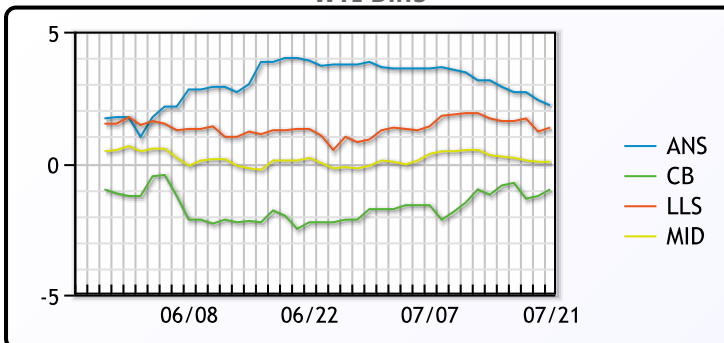
CRUDE

	Last	Week Ago	Month Ago
ANS	44.16	43.44	43.45
BLS	40.96	39.09	37.5
LLS	43.31	41.99	40.8
Mid	42.01	40.59	39.75
WTI	41.96	40.29	39.75

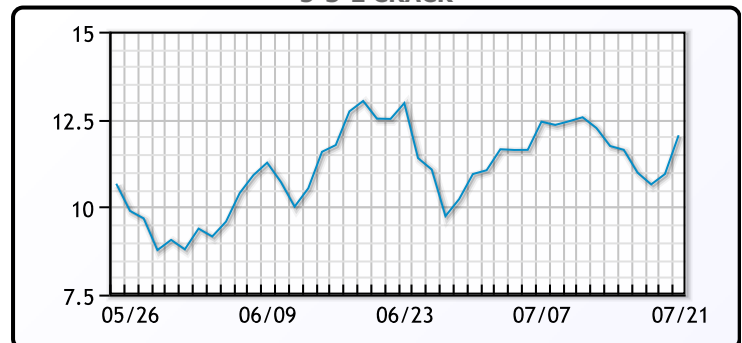
PRODUCTS

	Last	Week Ago	Month Ago
Gulf RBOB	122.54	120.24	121.41
Gulf ULSD	123.83	117.18	117.01
NYH RBOB	129.1	126.86	126.41
NYH ULSD	128.5	122.33	121.51
USGC 3%	37.38	36.88	34.38

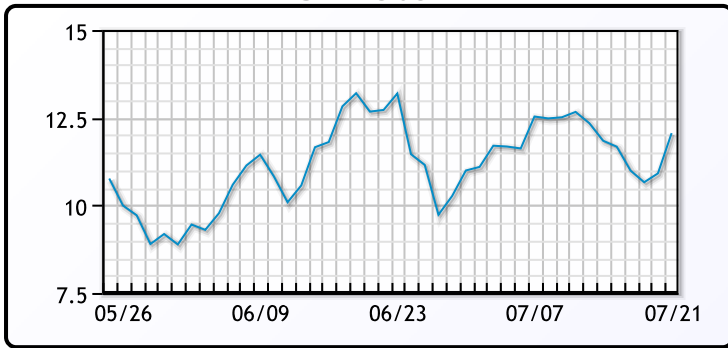
WTI Diffs



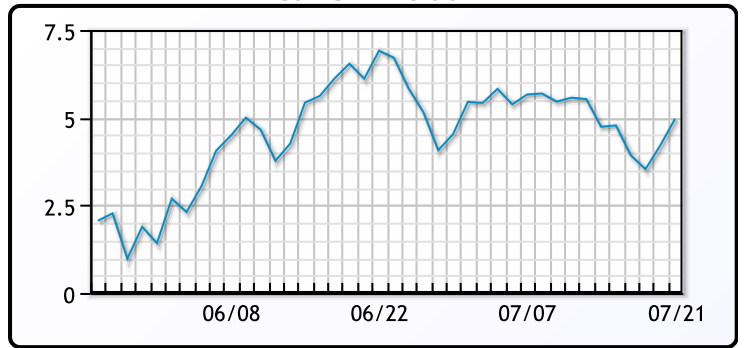
5-3-2 CRACK



**3-2-1 Crack**



**Gulf 3-2-1 Crack**



**NGLs**

**MB**

	Last	Week Ago	Month Ago
Butane	51.75	47.5	50.25
IsoButane	59.25	58	57
Natural Gasoline	78	81	79
Propane	50.875	48.25	51.375

**CONWAY**

	Last	Week Ago	Month Ago
Butane	54	50	54.25
IsoButane	88	83	84
Natural Gasoline	87.5	84	77
Propane	49.25	47	49.75

**MB NON**

	Last	Week Ago	Month Ago
Butane	55.25	51	54.75
IsoButane	59.25	58	57
Natural Gasoline	65.5	70.5	43.5
Propane	49.25	47.75	51.25

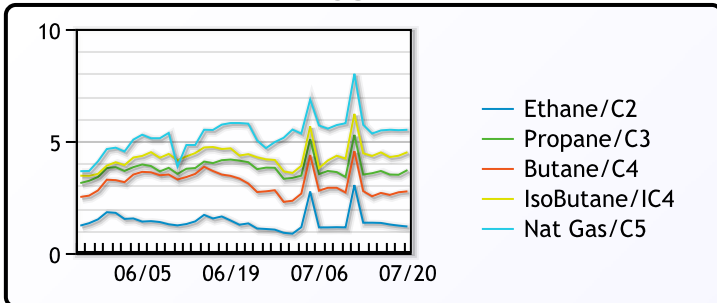
**EDMONTON**

	Last	Week Ago	Month Ago
Propane	33.5	30	37

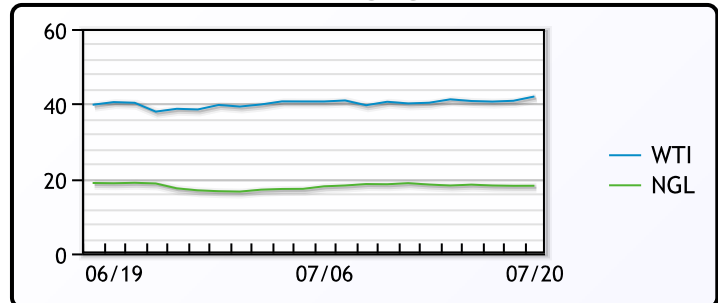
**SARNIA**

	Last	Week Ago	Month Ago
Propane	63	63	73.75

**FRAC SPREAD**



**WTI vs NGL**



**FX**

	Last	Change
CAD	1.3449	-0.001
DXY	95.117	-0.71501
Gold	1842.16	0.25

**RATES**

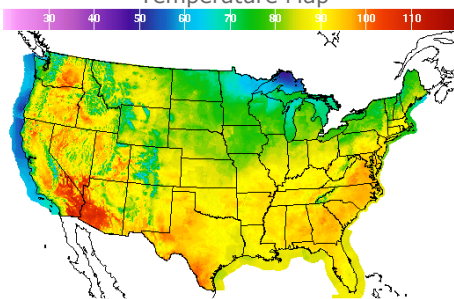
	Last	Change
US 2yr	0.1411	-0.0061
US 10yr	0.6004	-0.0098
CAN 10yr	0.516	0.002

**EQUITIES**

	Last	Change
Nasdaq	10680.36	-86.73
TSX	971.5	-1.5351
S&P 500	3257.3	5.46

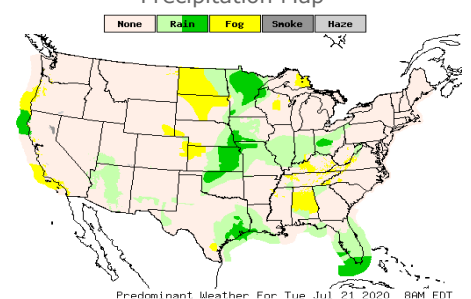
**Weather Data**

**Temperature Map**



City	HIGH °F	LOW °F
Calgary	79	64
Conway	68	57
Cushing	86	76
Denver	81	71
Houston	87	83
Mont Belvieu	84	79
Sarnia	70	66
Williston	79	66

**Precipitation Map**



This report has been prepared by PFL Petroleum Limited personnel for your information only and the views expressed are intended to provide market commentary and are not recommendations. This report is not an offer to sell or a solicitation of any offer to buy any security. The information contained herein has been compiled by PFL from sources believed to be reliable, but no representation or warranty, express or implied, is made by PFL Petroleum Limited, its affiliates or any other person as to its accuracy, completeness or correctness. Copyright 2017 PFL Petroleum Limited. All Rights Reserved