



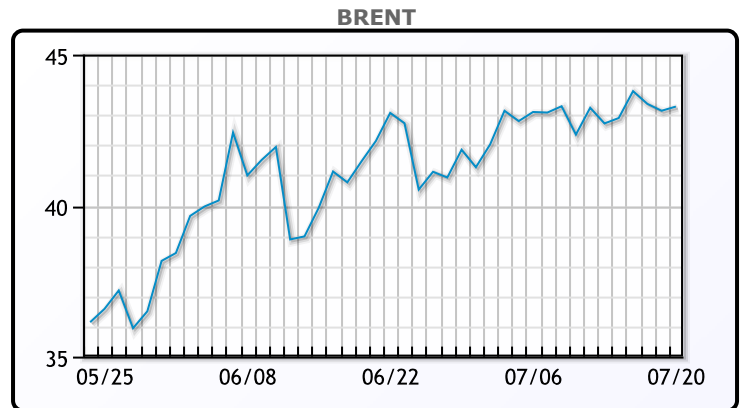
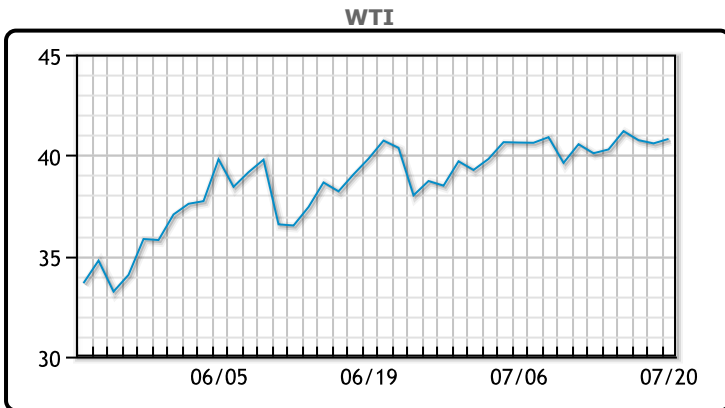
MARKET DAILY

<http://www.pflpetroleum.com>
 1865 Veterans Park Dr. Suite 303
 Naples, Florida 34109
 Phone: 239-390-2885
 Fax: 239-949-0611
 Jul 20, 2020 8:39 PM

Major Energy Futures		
	Settle	Change
Brent	43.28	0.14
Gas Oil	370.5	3
Natural Gas	1.641	-0.077
RBOB	122.85	0.4
ULSD	123.55	1.64
WTI	40.81	0.22

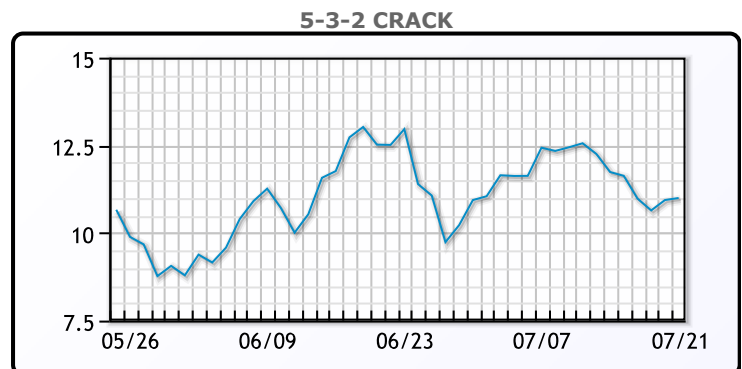
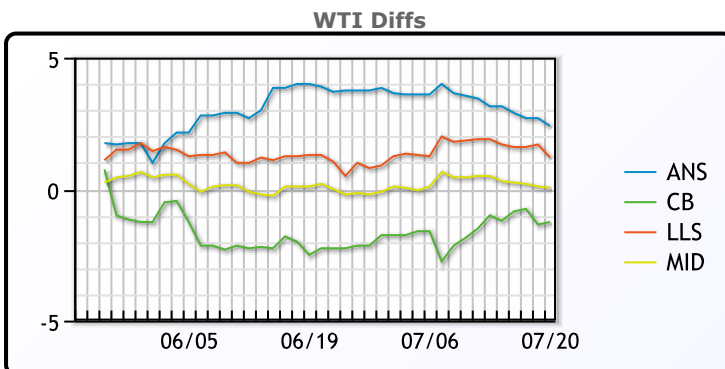
Market Commentary
 Due to technical errors there will be no commentary today

Crude & Product Markets

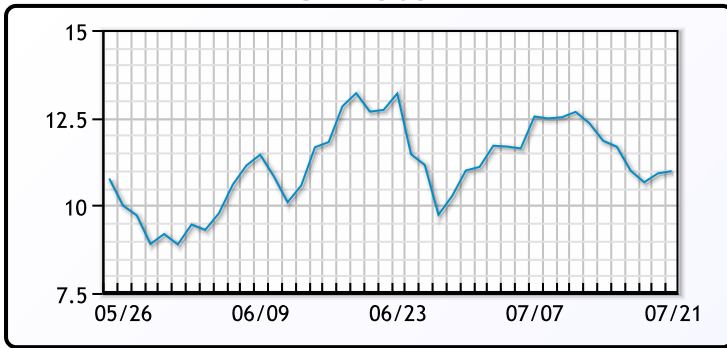


CRUDE			
	Last	Week Ago	Month Ago
ANS	43.21	43.25	43.45
BLS	39.56	39.1	37.5
LLS	42.01	42	40.8
Mid	40.86	40.6	39.75
WTI	40.81	40.1	39.75

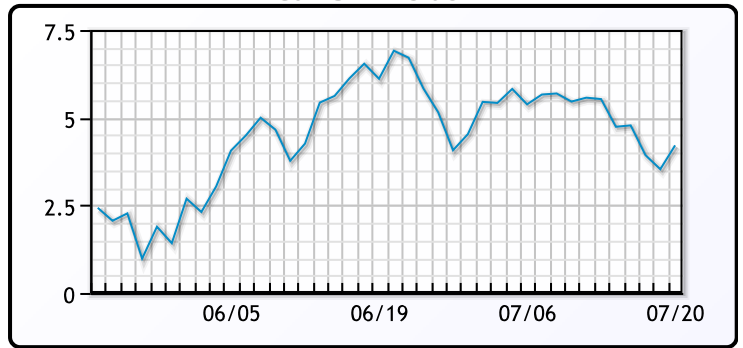
PRODUCTS			
	Last	Week Ago	Month Ago
Gulf RBOB	117.6	123.09	121.41
Gulf ULSD	118.75	117.85	117.01
NYH RBOB	124.1	129.34	126.41
NYH ULSD	123.8	122.47	121.51
USGC 3%	36.63	38.63	34.38



3-2-1 Crack



Gulf 3-2-1 Crack



NGLs

MB

	Last	Week Ago	Month Ago
Butane	50	48.25	50.25
IsoButane	58.5	59.75	57
Natural Gasoline	78.5	87	75.75
Propane	49	49.25	51.375

CONWAY

	Last	Week Ago	Month Ago
Butane	51.75	51.5	54.25
IsoButane	89	82	84
Natural Gasoline	84.25	87	77
Propane	47.5	47.25	49.75

MB NON

	Last	Week Ago	Month Ago
Butane	53.5	51.75	54.75
IsoButane	58.5	59.75	57
Natural Gasoline	63	78	43.5
Propane	48.25	48.38	50.13

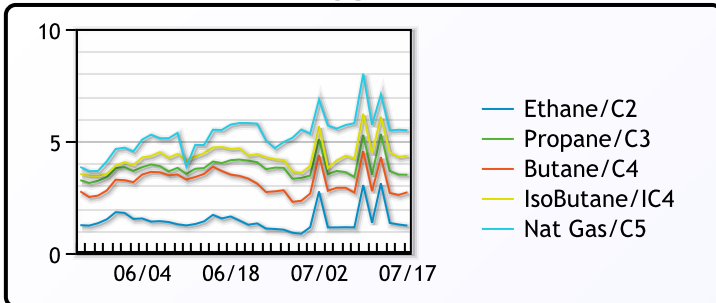
EDMONTON

	Last	Week Ago	Month Ago
Propane	33.75	30.38	39

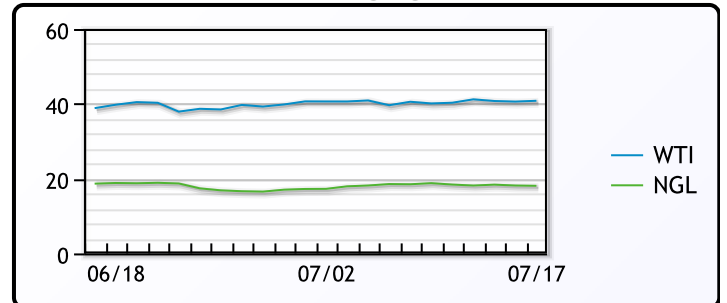
SARNIA

	Last	Week Ago	Month Ago
Propane	63	63	73.25

FRAC SPREAD



WTI vs NGL



FX

	Last	Change
CAD	1.3516	-0.0019
DXY	95.719	-0.11301
Gold	1817.27	-0.5

RATES

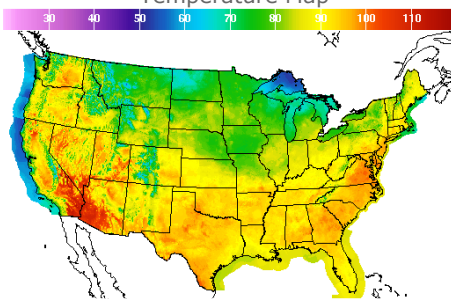
	Last	Change
US 2yr	0.1451	-0.0021
US 10yr	0.6135	0.0033
CAN 10yr	0.514	-0.012

EQUITIES

	Last	Change
Nasdaq	10767.09	263.9
TSX	973.035	2.9658
S&P 500	3251.84	27.11

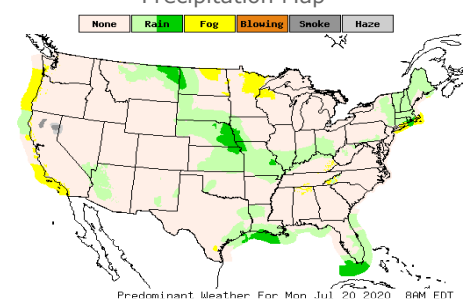
Weather Data

Temperature Map



City	HIGH °F	LOW °F
Calgary	72	59
Conway	65	60
Cushing	88	79
Denver	88	75
Houston	82	81
Mont Belvieu	80	78
Sarnia	69	65
Williston	67	62

Precipitation Map



This report has been prepared by PFL Petroleum Limited personnel for your information only and the views expressed are intended to provide market commentary and are not recommendations. This report is not an offer to sell or a solicitation of any offer to buy any security. The information contained herein has been compiled by PFL from sources believed to be reliable, but no representation or warranty, express or implied, is made by PFL Petroleum Limited, its affiliates or any other person as to its accuracy, completeness or correctness. Copyright 2017 PFL Petroleum Limited. All Rights Reserved