



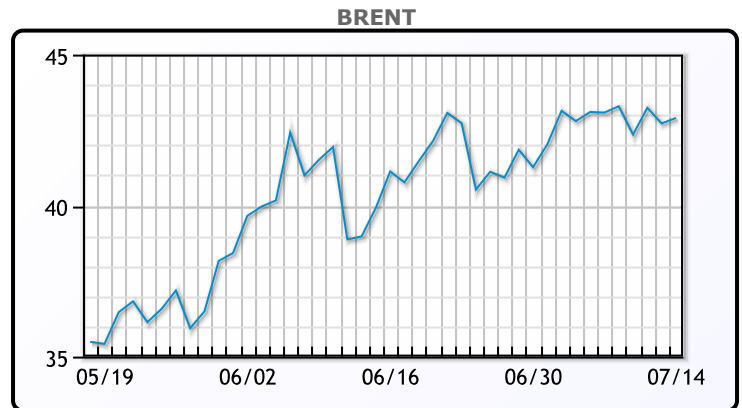
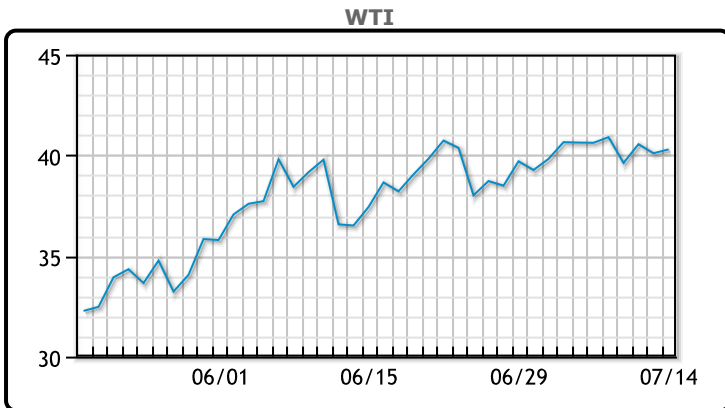
MARKET DAILY

<http://www.pflpetroleum.com>
 1865 Veterans Park Dr. Suite 303
 Naples, Florida 34109
 Phone: 239-390-2885
 Fax: 239-949-0611
 Jul 14, 2020 8:17 PM

Major Energy Futures		
	Settle	Change
Brent	42.9	0.18
Gas Oil	366.5	-1.25
Natural Gas	1.746	0.007
RBOB	124.74	-2.6
ULSD	122.08	-0.27
WTI	40.29	0.19

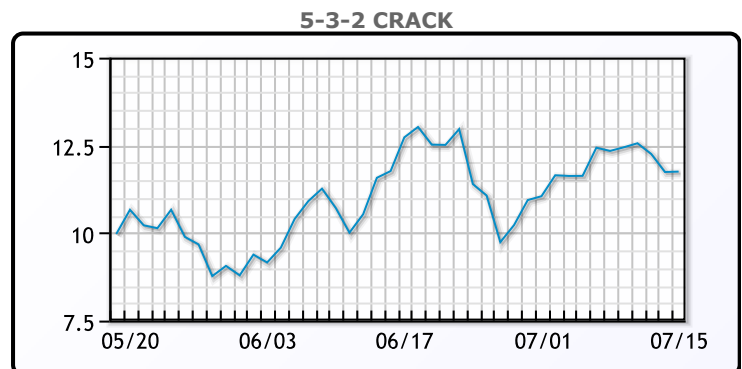
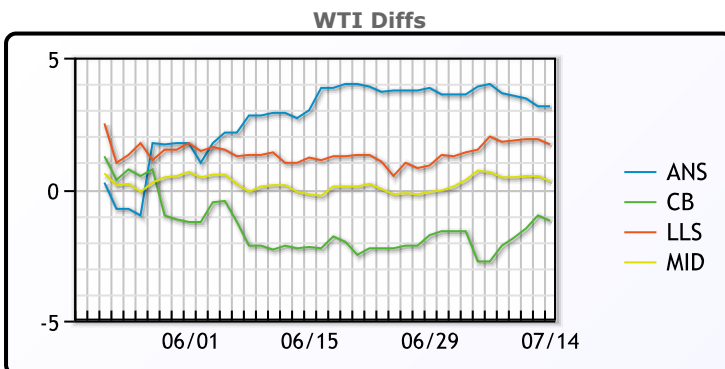
Market Commentary
 Due to technical difficulties there will be no commentary today.

Crude & Product Markets

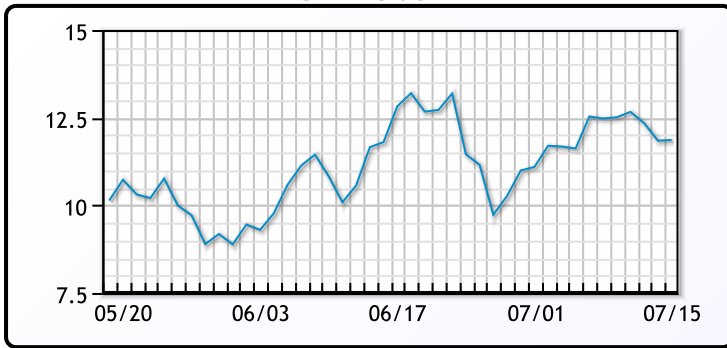


CRUDE			
	Last	Week Ago	Month Ago
ANS	43.44	44.62	40.11
BLS	39.09	37.87	34.01
LLS	41.99	42.62	37.36
Mid	40.59	41.27	36.01
WTI	40.29	40.62	36.26

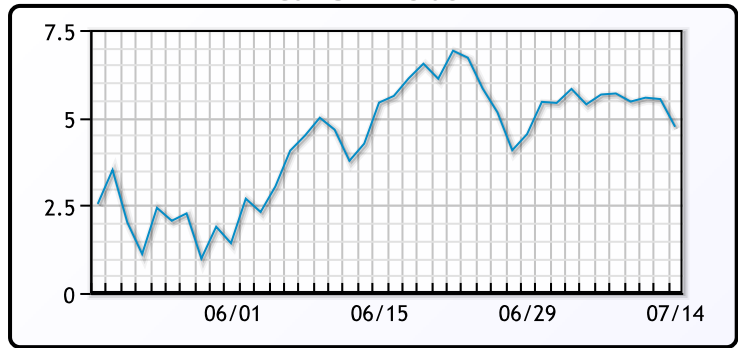
PRODUCTS			
	Last	Week Ago	Month Ago
Gulf RBOB	120.24	124	106.93
Gulf ULSD	117.18	119.98	105.26
NYH RBOB	126.86	128.5	109.43
NYH ULSD	122.33	124.71	109.64
USGC 3%	36.88	38.88	32.13



3-2-1 Crack



Gulf 3-2-1 Crack



NGLs

MB

	Last	Week Ago	Month Ago
Butane	47.5	48	52.875
IsoButane	58	55.5	56.5
Natural Gasoline	81	80.5	70.5
Propane	48.25	49	49.5

CONWAY

	Last	Week Ago	Month Ago
Butane	50	51.25	54
IsoButane	83	79	72
Natural Gasoline	84	85	67
Propane	47	47.75	49.25

MB NON

	Last	Week Ago	Month Ago
Butane	51	51.5	55
IsoButane	58	55.5	56.5
Natural Gasoline	70.5	67.5	36.25
Propane	47.75	47.88	49.25

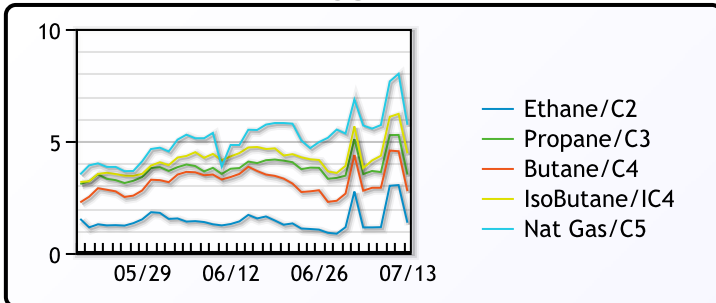
EDMONTON

	Last	Week Ago	Month Ago
Propane	30	31.25	39.5

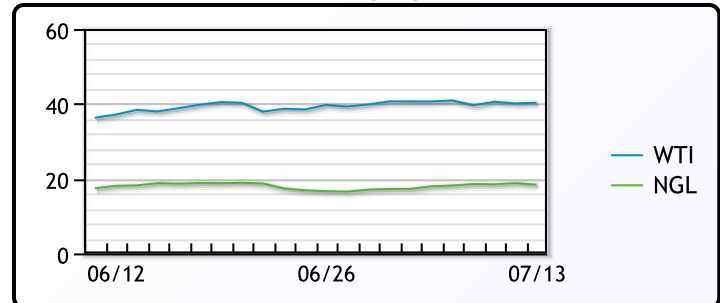
SARNIA

	Last	Week Ago	Month Ago
Propane	63	62.75	73.75

FRAC SPREAD



WTI vs NGL



FX

	Last	Change
CAD	1.3601	-0.0014
DXY	96.259	-0.205
Gold	1809.73	0.37

RATES

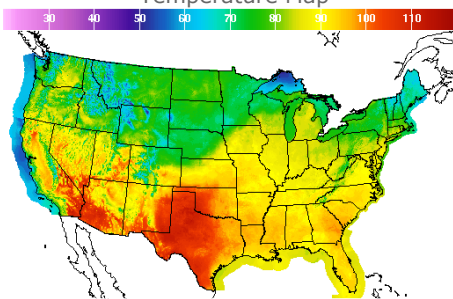
	Last	Change
US 2yr	0.157	0.0061
US 10yr	0.6233	0.0049
CAN 10yr	0.537	-0.002

EQUITIES

	Last	Change
Nasdaq	10488.58	97.74
TSX	958.307	16.5833
S&P 500	3197.52	42.3

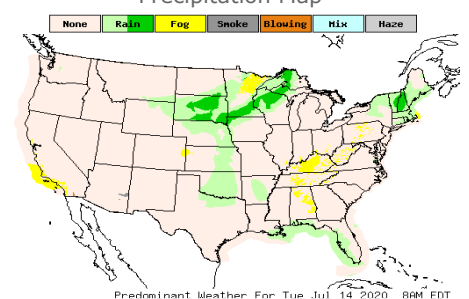
Weather Data

Temperature Map



City	HIGH °F	LOW °F
Calgary	72	57
Conway	74	63
Cushing	91	85
Denver	70	69
Houston	90	84
Mont Belvieu	89	81
Sarnia	76	67
Williston	77	64

Precipitation Map



This report has been prepared by PFL Petroleum Limited personnel for your information only and the views expressed are intended to provide market commentary and are not recommendations. This report is not an offer to sell or a solicitation of any offer to buy any security. The information contained herein has been compiled by PFL from sources believed to be reliable, but no representation or warranty, express or implied, is made by PFL Petroleum Limited, its affiliates or any other person as to its accuracy, completeness or correctness. Copyright 2017 PFL Petroleum Limited. All Rights Reserved