



MARKET DAILY

<https://www.pflpetroleum.com>
 1865 Veterans Park Dr. Suite 303
 Naples, Florida 34109
 Phone: 239-390-2885
 Fax: 239-949-0611
 Jul 1, 2020 6:53 PM

Major Energy Futures

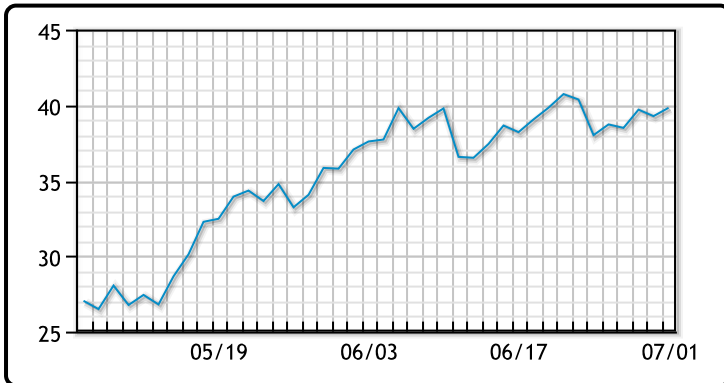
	Settle	Change
Brent	42.03	0.76
Gas Oil	357.5	4.25
Natural Gas	1.671	-0.08
RBOB	121.69	1.54
ULSD	119.96	1.31
WTI	39.82	0.55

Market Commentary

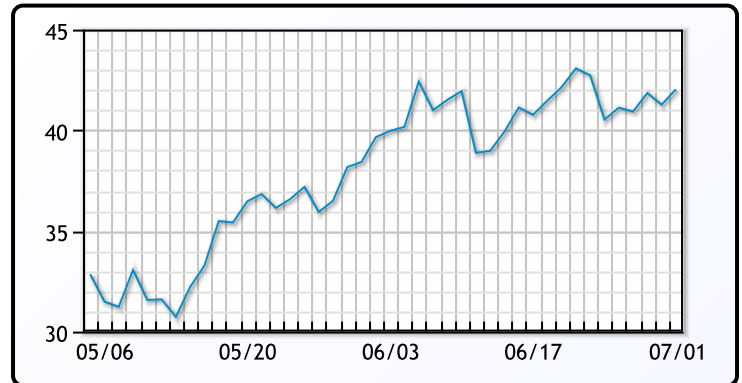
Oil prices traded up today after posting its best quarter in decades yesterday. US commercial crude inventories decreased by 7.2MM/bbls after increasing to record highs for 3 straight weeks prior. Analysts had expected a drop of about 710K/bbls. "Saudi imports are down to a trickle and I think this draw is going to be the first in a string of draws," said Phil Flynn, senior analyst at Price Futures in Chicago. Much of the draw is attributed to refiners ramping up production, with the refinery utilization rate rising to its highest since April at 75.5%. Reuters is also reporting that shipping sources have told them that tens of millions of bbls of oil and products stored at sea are now being sold. Gasoline inventories increased by 1.2MM/bbls and distillate inventories decreased by 600K/bbls. WTI traded up \$.55 or 1.4% to close at \$39.82. Brent traded up \$.76 or 1.84% to close at \$42.03

Crude & Product Markets

WTI



BRENT



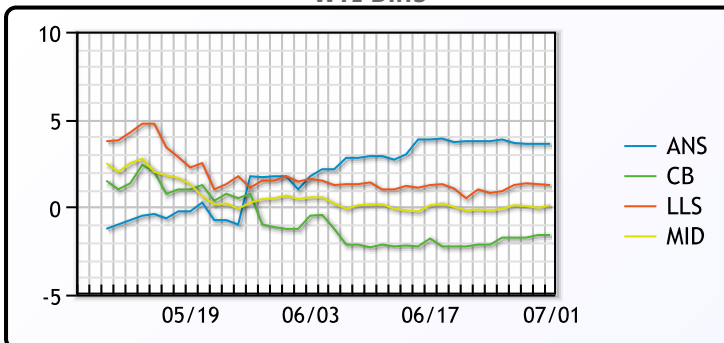
CRUDE

	Last	Week Ago	Month Ago
ANS	43.42	41.66	37.19
BLS	38.22	35.76	34.94
LLS	41.07	38.71	37.04
Mid	39.92	37.71	35.99
WTI	39.82	37.91	35.44

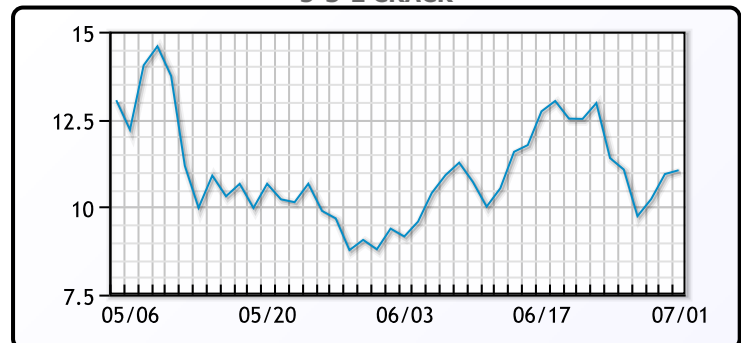
PRODUCTS

	Last	Week Ago	Month Ago
Gulf RBOB	117.82	115.54	100.67
Gulf ULSD	115.71	111.32	94.53
NYH RBOB	122.19	118.89	101.54
NYH ULSD	119.83	115.21	98.4
USGC 3%	34.88	32.63	30.13

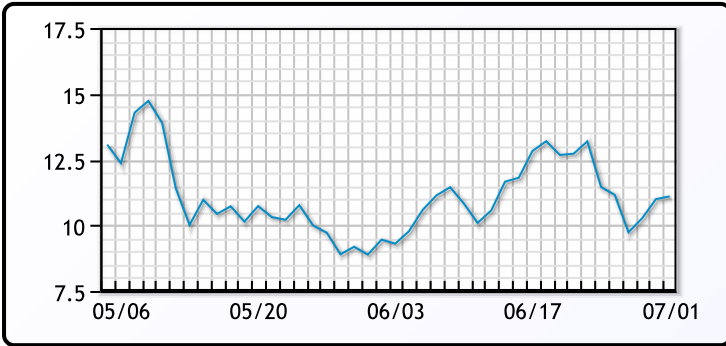
WTI Diffs



5-3-2 CRACK



3-2-1 Crack



Gulf 3-2-1 Crack



NGLs

MB

	Last	Week Ago	Month Ago
Butane	45	45	49.5
IsoButane	52.5	53	52.5
Natural Gasoline	78.5	80	63
Propane	46.375	49	48.125

CONWAY

	Last	Week Ago	Month Ago
Butane	47.5	49.75	48
IsoButane	75	90	57
Natural Gasoline	78	76	57
Propane	45.5	48.5	46.75

MB NON

	Last	Week Ago	Month Ago
Butane	48.5	49.5	51.5
IsoButane	52.5	53	52.5
Natural Gasoline	61.25	30.5	44.5
Propane	45.75	51	46.25

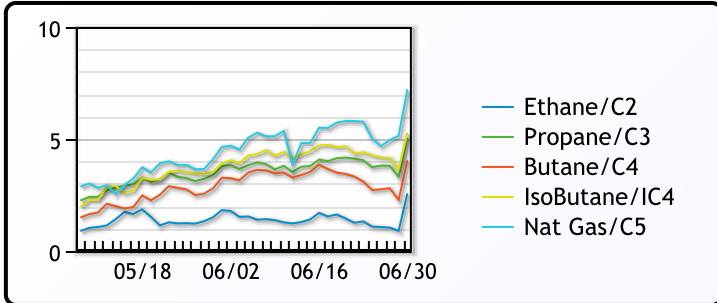
EDMONTON

	Last	Week Ago	Month Ago
Propane	30.25	37.5	40

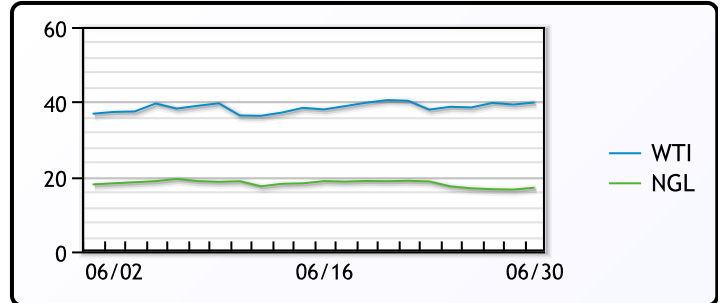
SARNIA

	Last	Week Ago	Month Ago
Propane	62.75	73.75	72

FRAC SPREAD



WTI vs NGL



FX

	Last	Change
CAD	1.3583	-0.0004
DXY	97.19601	-0.195
Gold	1769.71	-0.38

RATES

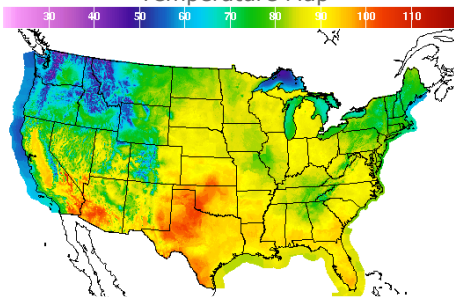
	Last	Change
US 2yr	0.1603	0.0118
US 10yr	0.6758	0.0197
CAN 10yr	0.528	0

EQUITIES

	Last	Change
Nasdaq	10154.63	95.86
TSX	934.211	5.6098
S&P 500	3115.86	15.57

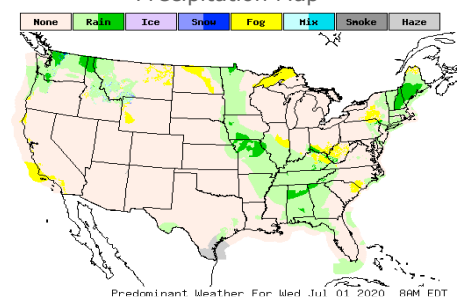
Weather Data

Temperature Map



City	HIGH °F	LOW °F
Calgary	67	51
Conway	79	67
Cushing	95	82
Denver	86	75
Houston	91	82
Mont Belvieu	89	79
Sarnia	76	66
Williston	78	64

Precipitation Map



This report has been prepared by PFL Petroleum Limited personnel for your information only and the views expressed are intended to provide market commentary and are not recommendations. This report is not an offer to sell or a solicitation of any offer to buy any security. The information contained herein has been compiled by PFL from sources believed to be reliable, but no representation or warranty, express or implied, is made by PFL Petroleum Limited, its affiliates or any other person as to its accuracy, completeness or correctness. Copyright 2017 PFL Petroleum Limited. All Rights Reserved