



# MARKET DAILY

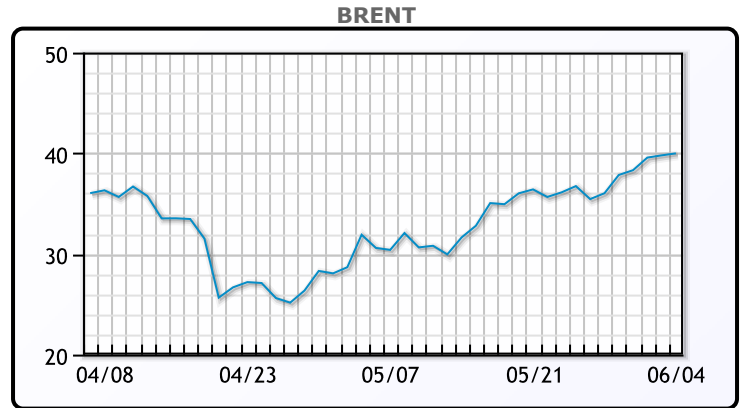
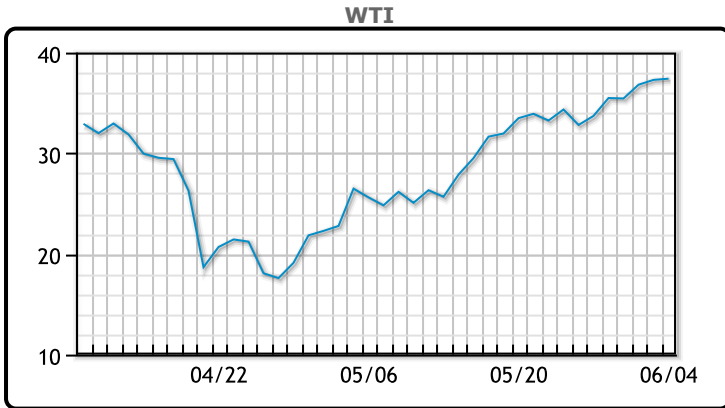
<http://www.pflpetroleum.com>  
 1865 Veterans Park Dr. Suite 303  
 Naples, Florida 34109  
 Phone: 239-390-2885  
 Fax: 239-949-0611  
 Jun 4, 2020 5:49 PM

Major Energy Futures		
	Settle	Change
Brent	39.99	0.07
Gas Oil	302.5	-6.75
Natural Gas	1.822	0.044
RBOB	114.9	0.1
ULSD	107.41	-2.75
WTI	37.41	0.12

**Market Commentary**

Crude Oil Imports into China jumped up 13% from April to a near record high of 11.11 million BDP. Despite this, oil's recovery from the market crash is being frustrated by a standoff between Saudi Arabia, Iraq and Russia. To add to the chaos, civil unrest across America is adding to the damage done from the Coronavirus Pandemic creating a high risk for a second wave of infections. US Diesel demand fell to a 21 year low and gasoline stockpiles swelled suggesting that fuel consumption isn't recovering at the rate originally anticipated.

## Crude & Product Markets

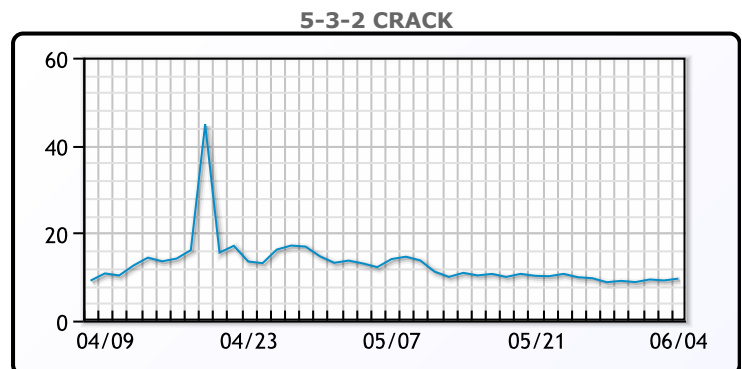
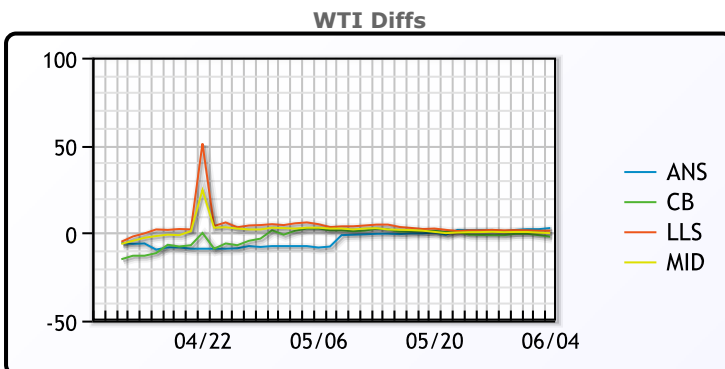


**CRUDE**

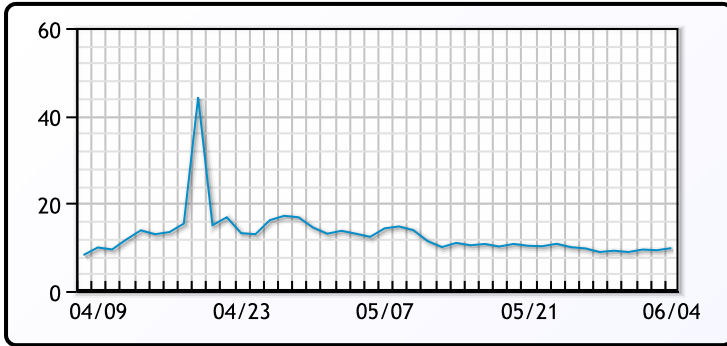
	Last	Week Ago	Month Ago
ANS	40.21	35.46	12.04
BLS	35.26	32.46	22.89
LLS	38.71	35.46	25.39
Mid	37.31	34.36	23.39
WTI	37.41	33.71	20.39

**PRODUCTS**

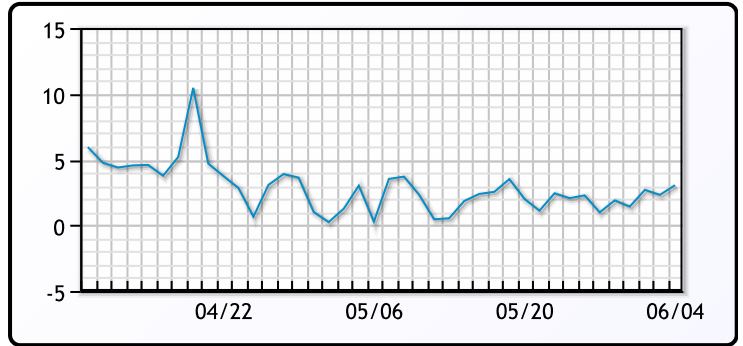
	Last	Week Ago	Month Ago
Gulf RBOB	108.53	96.85	76.78
Gulf ULSD	97.91	88.51	70.68
NYH RBOB	110.53	95.85	75.65
NYH ULSD	103.91	90.43	74.56
USGC 3%	32.38	27.63	17.38



**3-2-1 Crack**



**Gulf 3-2-1 Crack**



**NGLs**

**MB**

	Last	Week Ago	Month Ago
Butane	53.5	46.5	28.5
IsoButane	56.5	49	29.625
Natural Gasoline	69.25	59	36.75
Propane	50.5	45.625	33.75

**CONWAY**

	Last	Week Ago	Month Ago
Butane	52	45	27.5
IsoButane	65	57.5	31.25
Natural Gasoline	65	52.5	38
Propane	48.875	44	35.75

**MB NON**

	Last	Week Ago	Month Ago
Butane	55.5	48.5	31.5
IsoButane	56.5	49	29.625
Natural Gasoline	49	48.5	41
Propane	49.5	44.5	33

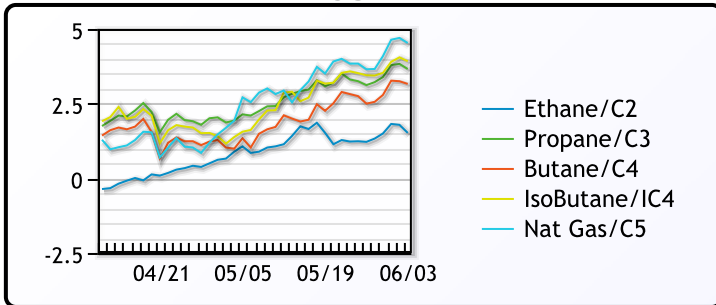
**EDMONTON**

	Last	Week Ago	Month Ago
Propane	42	41.5	31.38

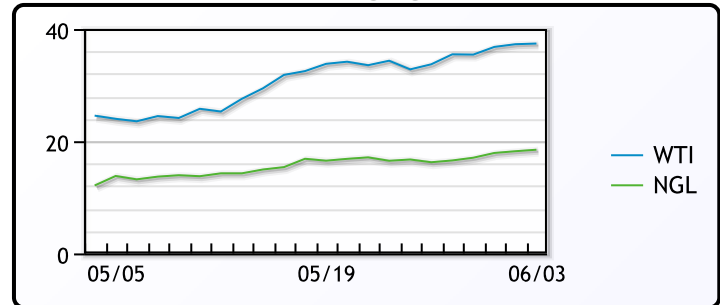
**SARNIA**

	Last	Week Ago	Month Ago
Propane	74.5	72	59.5

**FRAC SPREAD**



**WTI vs NGL**



**FX**

	Last	Change
CAD	1.3498	-0.0002
DXY	96.75	-0.526
Gold	1713.97	-0.04

**RATES**

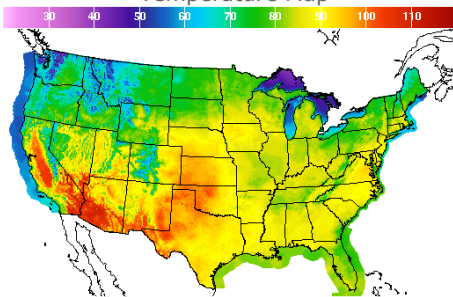
	Last	Change
US 2yr	0.194	0.004
US 10yr	0.8234	0.0776
CAN 10yr	0.68	0.061

**EQUITIES**

	Last	Change
Nasdaq	9615.813	-67.098
TSX	936.71	-5.0067
S&P 500	3112.35	-10.52

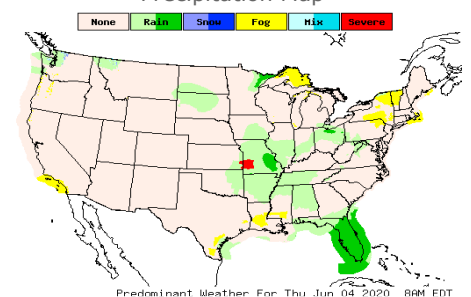
**Weather Data**

**Temperature Map**



City	HIGH °F	LOW °F
Calgary	56	49
Conway	78	56
Cushing	94	73
Denver	78	72
Houston	93	81
Mont Belvieu	88	78
Sarnia	77	63
Williston	72	58

**Precipitation Map**



This report has been prepared by PFL Petroleum Limited personnel for your information only and the views expressed are intended to provide market commentary and are not recommendations. This report is not an offer to sell or a solicitation of any offer to buy any security. The information contained herein has been compiled by PFL from sources believed to be reliable, but no representation or warranty, express or implied, is made by PFL Petroleum Limited, its affiliates or any other person as to its accuracy, completeness or correctness. Copyright 2017 PFL Petroleum Limited. All Rights Reserved