



# MARKET DAILY

<http://www.pflpetroleum.com>  
 1865 Veterans Park Dr. Suite 303  
 Naples, Florida 34109  
 Phone: 239-390-2885  
 Fax: 239-949-0611  
 Jun 30, 2020 7:19 PM

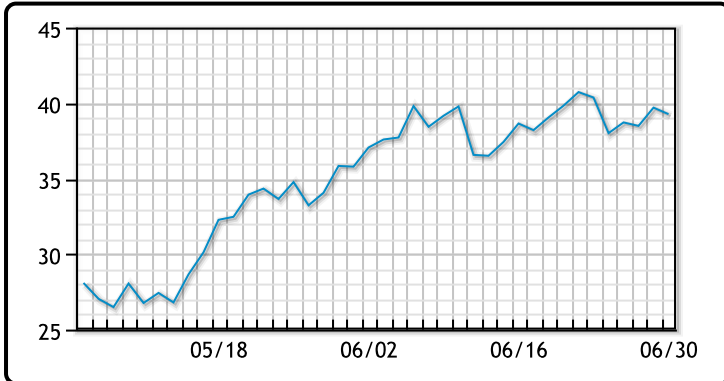
Major Energy Futures		
	Settle	Change
Brent	41.27	-0.58
Gas Oil	352.25	9
Natural Gas	1.751	0.042
RBOB	120.15	1.37
ULSD	118.65	0.9
WTI	39.27	-0.43

## Market Commentary

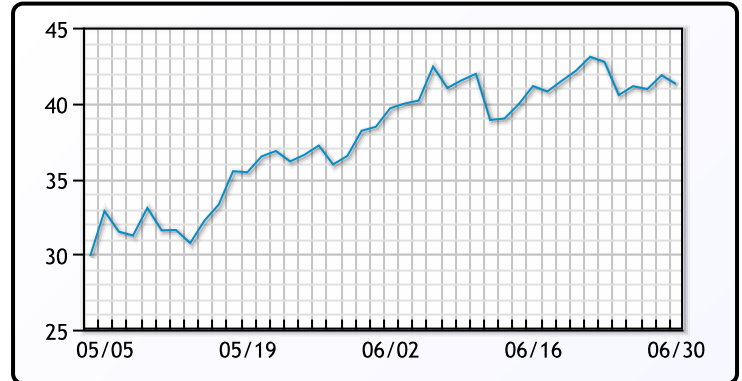
Oil prices dipped slightly today as the market balances recovering fuel demand with the potential ramifications of a continued uptick in virus cases. "Sustaining the independent show of gasoline strength will be challenged by coronavirus headlines where news has seen a definite negative shift in recent weeks," Jim Ritterbusch, president of Ritterbusch and Associates said in a report. Super majors such as Shell and BP are taking big non cash write-downs on their books forecasting a lower oil price environment than previously anticipated. BP estimates the write down will be as large as \$17.5 billion and Shell is warning of a \$22 billion hit. WTI traded down \$.43 or -1.08% to close at \$39.27. Brent traded down \$.58 or -1.39% to close at \$41.27.

## Crude & Product Markets

WTI



BRENT



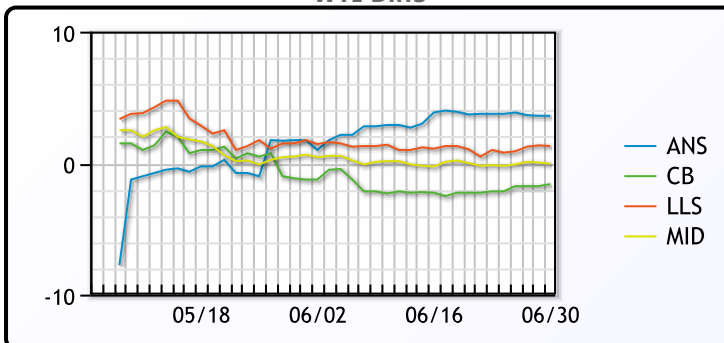
CRUDE

	Last	Week Ago	Month Ago
ANS	42.87	44.02	36.49
BLS	37.67	38.12	34.24
LLS	40.57	41.27	36.94
Mid	39.22	40.12	35.94
WTI	39.27	40.27	35.49

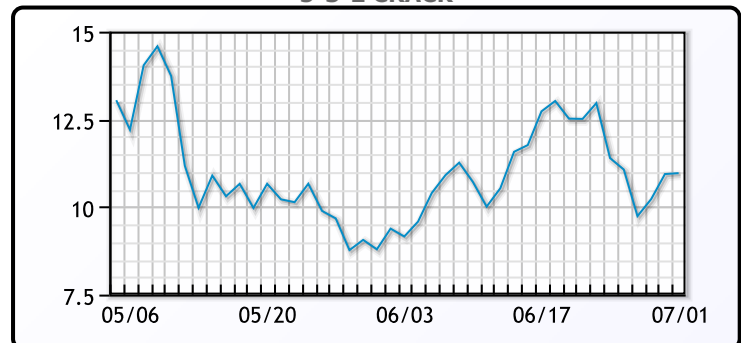
PRODUCTS

	Last	Week Ago	Month Ago
Gulf RBOB	116.65	125.83	100.85
Gulf ULSD	113.28	116.35	94.54
NYH RBOB	120.65	129.19	98.59
NYH ULSD	118.28	120.55	94.85
USGC 3%	33.13	35.63	28.63

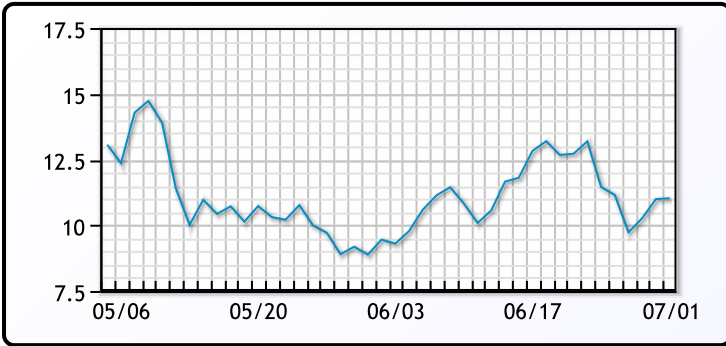
WTI Diffs



5-3-2 CRACK



**3-2-1 Crack**



**Gulf 3-2-1 Crack**



**NGLs**

**MB**

	Last	Week Ago	Month Ago
Butane	41.75	49.75	47.25
IsoButane	50.25	56.75	50.25
Natural Gasoline	73.75	80.5	63
Propane	46	51.5	46.75

**CONWAY**

	Last	Week Ago	Month Ago
Butane	46.25	53.5	46
IsoButane	86	91	57
Natural Gasoline	78.75	80	53.5
Propane	45	50.25	45

**MB NON**

	Last	Week Ago	Month Ago
Butane	46.25	54.25	49.75
IsoButane	50.25	56.75	50.25
Natural Gasoline	34	40	49
Propane	45.25	51.88	46.25

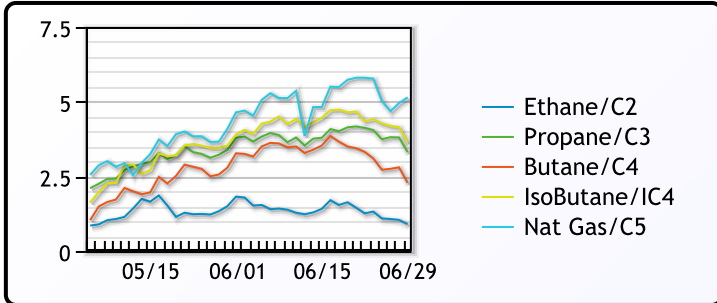
**EDMONTON**

	Last	Week Ago	Month Ago
Propane	30.25	38	40

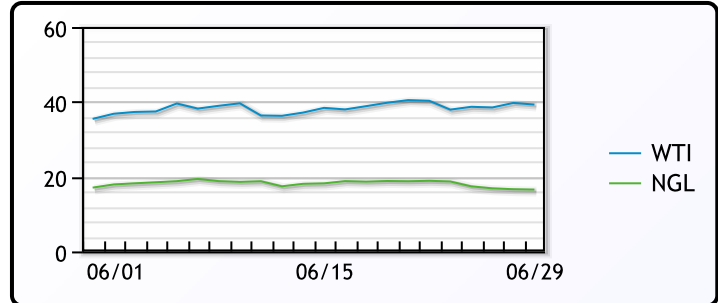
**SARNIA**

	Last	Week Ago	Month Ago
Propane	67	73.75	72

**FRAC SPREAD**



**WTI vs NGL**



**FX**

	Last	Change
CAD	1.3574	-0.0002
DXY	97.39101	-0.14499
Gold	1783	2.04

**RATES**

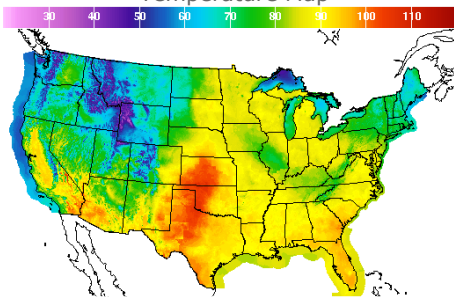
	Last	Change
US 2yr	0.1485	0
US 10yr	0.6561	0.0327
CAN 10yr	0.528	0.018

**EQUITIES**

	Last	Change
Nasdaq	10058.77	184.617
TSX	934.211	5.6098
S&P 500	3100.29	47.05

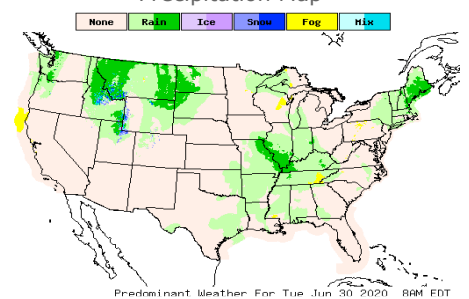
**Weather Data**

**Temperature Map**



City	HIGH °F	LOW °F
Calgary	52	50
Conway	87	76
Cushing	91	83
Denver	79	68
Houston	89	83
Mont Belvieu	88	81
Sarnia	73	65
Williston	61	57

**Precipitation Map**



This report has been prepared by PFL Petroleum Limited personnel for your information only and the views expressed are intended to provide market commentary and are not recommendations. This report is not an offer to sell or a solicitation of any offer to buy any security. The information contained herein has been compiled by PFL from sources believed to be reliable, but no representation or warranty, express or implied, is made by PFL Petroleum Limited, its affiliates or any other person as to its accuracy, completeness or correctness. Copyright 2017 PFL Petroleum Limited. All Rights Reserved