



MARKET DAILY

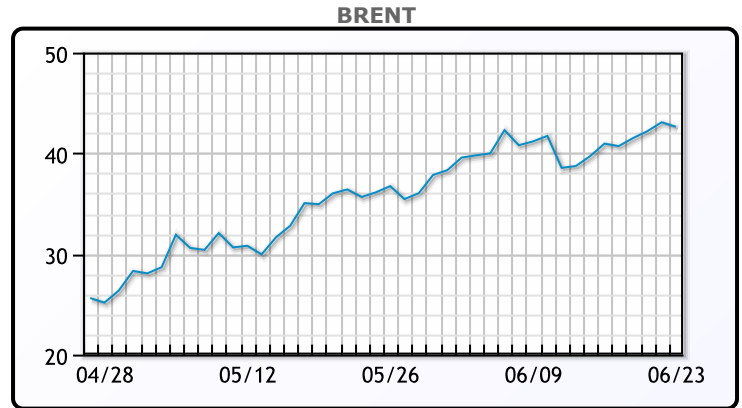
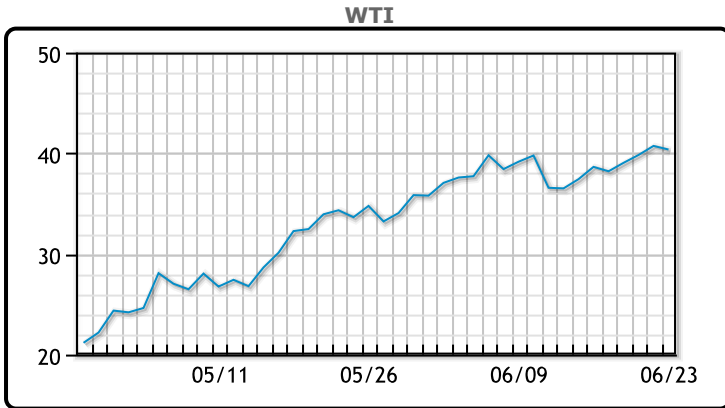
<http://www.pflpetroleum.com>
 1865 Veterans Park Dr. Suite 303
 Naples, Florida 34109
 Phone: 239-390-2885
 Fax: 239-949-0611
 Jun 23, 2020 5:52 PM

Major Energy Futures		
	Settle	Change
Brent	42.63	-0.76
Gas Oil	367.75	0
Natural Gas	1.637	-0.005
RBOB	129.94	1.97
ULSD	120.3	0.72
WTI	40.37	-0.36

Market Commentary

Oil prices traded down for the day, but US oil prices still hovered above \$40/ bbl mark, a key technical level. \$40 WTI also represented a psychological barrier over the last couple months and breaking through that level is a very positive sign. Although, even at these levels, most US producers still cannot make money on new wells. For this momentum to continue nations across the globe will have to find a way to contain the uptick in coronavirus cases. Traders are also clearly worried about US- China relations. "Oil prices were already looking vulnerable before Navarro's comments, which were quickly refuted by White House adviser Kudlow and President Trump," wrote analyst Edward Moya at currency broker Oanda. Trump wrote in a tweet late Monday that the trade agreement was "fully intact." WTI traded down \$.36 or -.88% to close at \$40.17. Brent traded down \$.76 or -1.76% to close at \$42.32.

Crude & Product Markets

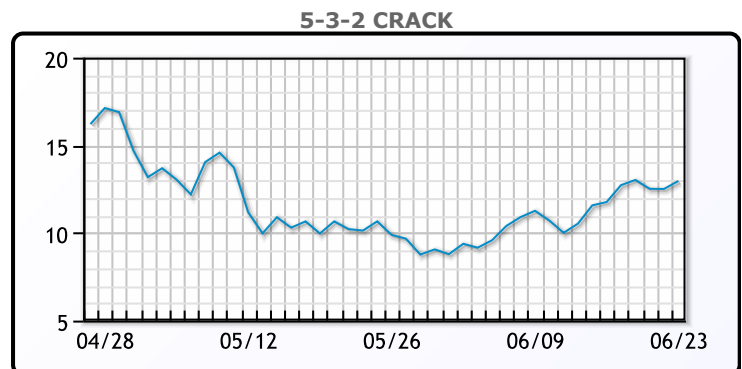
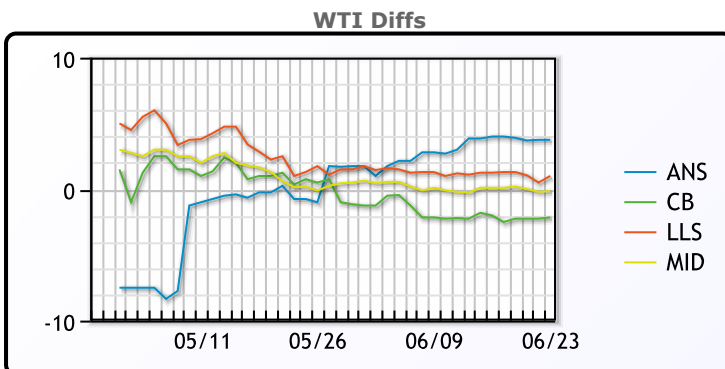


CRUDE

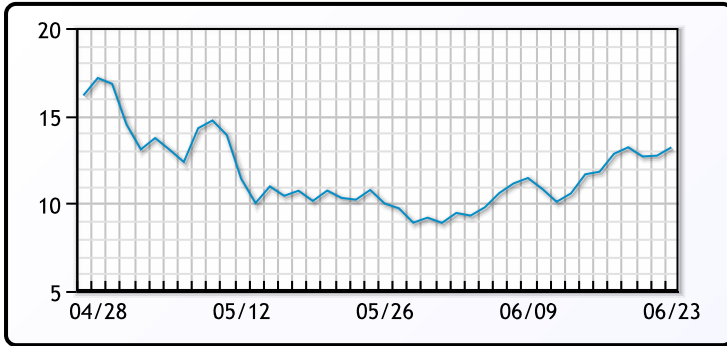
	Last	Week Ago	Month Ago
ANS	44.02	42.38	35.3
BLS	38.12	36.38	34.3
LLS	41.27	39.63	34.65
Mid	40.12	38.48	33.8
WTI	40.27	38.38	33.55

PRODUCTS

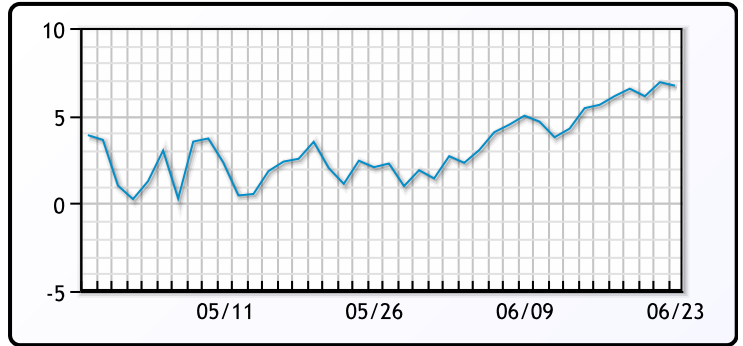
	Last	Week Ago	Month Ago
Gulf RBOB	125.83	116.73	98.93
Gulf ULSD	116.35	113.35	93.36
NYH RBOB	129.19	119.61	100.44
NYH ULSD	120.55	119.22	95.7
USGC 3%	35.63	33.13	27.88



3-2-1 Crack



Gulf 3-2-1 Crack



NGLs

MB

	Last	Week Ago	Month Ago
Butane	49.75	53.625	47.5
IsoButane	56.75	58	49.25
Natural Gasoline	80.5	70	60.25
Propane	51.5	50.25	45.625

CONWAY

	Last	Week Ago	Month Ago
Butane	53.5	54.5	45.5
IsoButane	91	78	55
Natural Gasoline	80	71	54
Propane	50.25	50	44.5

MB NON

	Last	Week Ago	Month Ago
Butane	54.25	55.75	48.5
IsoButane	56.75	58	49.25
Natural Gasoline	40	39	55
Propane	51.88	48.75	45.25

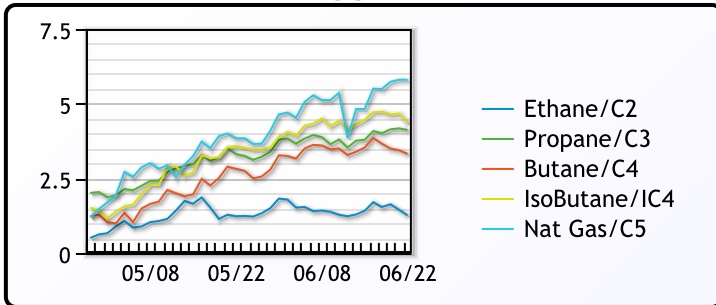
EDMONTON

	Last	Week Ago	Month Ago
Propane	38	38.75	45

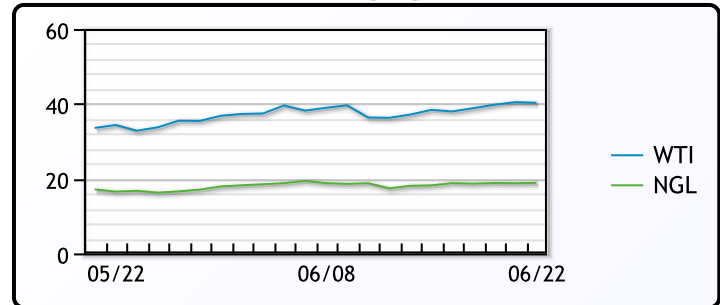
SARNIA

	Last	Week Ago	Month Ago
Propane	73.75	73.75	74.5

FRAC SPREAD



WTI vs NGL



FX

	Last	Change
CAD	1.3552	0.0002
DXY	96.677	-0.362
Gold	1768.41	0

RATES

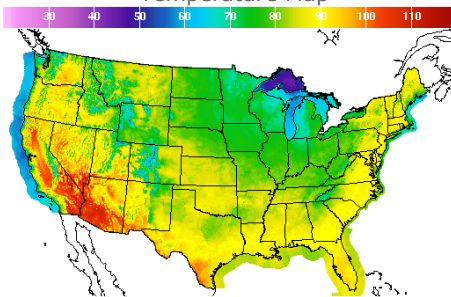
	Last	Change
US 2yr	0.1857	-0.006
US 10yr	0.7118	0.0033
CAN 10yr	0.546	0.002

EQUITIES

	Last	Change
Nasdaq	10131.37	74.9
TSX	937.54	2.2871
S&P 500	3131.29	13.43

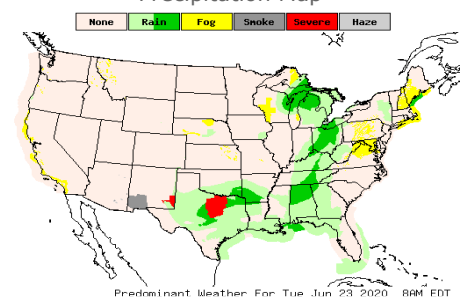
Weather Data

Temperature Map



City	HIGH °F	LOW °F
Calgary	74	63
Conway	73	57
Cushing	83	66
Denver	84	75
Houston	84	79
Mont Belvieu	84	76
Sarnia	69	56
Williston	80	67

Precipitation Map



This report has been prepared by PFL Petroleum Limited personnel for your information only and the views expressed are intended to provide market commentary and are not recommendations. This report is not an offer to sell or a solicitation of any offer to buy any security. The information contained herein has been compiled by PFL from sources believed to be reliable, but no representation or warranty, express or implied, is made by PFL Petroleum Limited, its affiliates or any other person as to its accuracy, completeness or correctness. Copyright 2017 PFL Petroleum Limited. All Rights Reserved