



MARKET DAILY

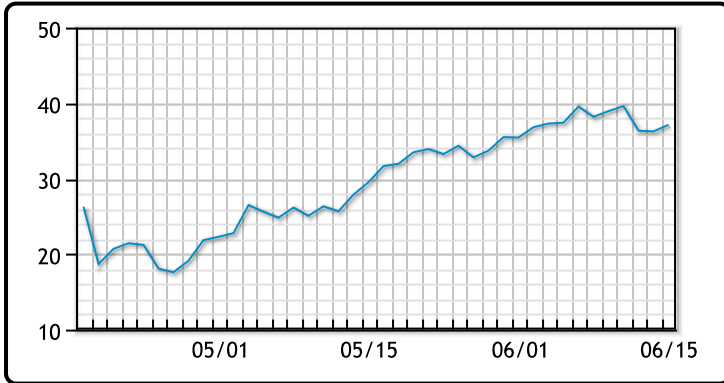
<http://www.pflpetroleum.com>
 1865 Veterans Park Dr. Suite 303
 Naples, Florida 34109
 Phone: 239-390-2885
 Fax: 239-949-0611
 Jun 15, 2020 8:04 PM

Major Energy Futures		
	Settle	Change
Brent	39.72	0
Gas Oil	330.5	5.75
Natural Gas	1.669	-0.062
RBOB	116.57	4.14
ULSD	113.7	3.56
WTI	37.12	0

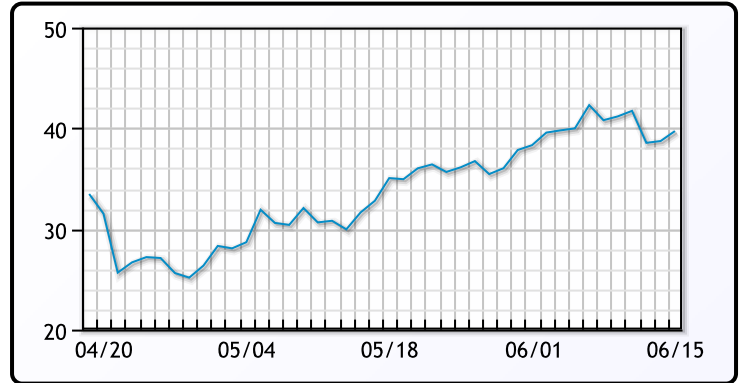
Market Commentary
No commentary today

Crude & Product Markets

WTI



BRENT



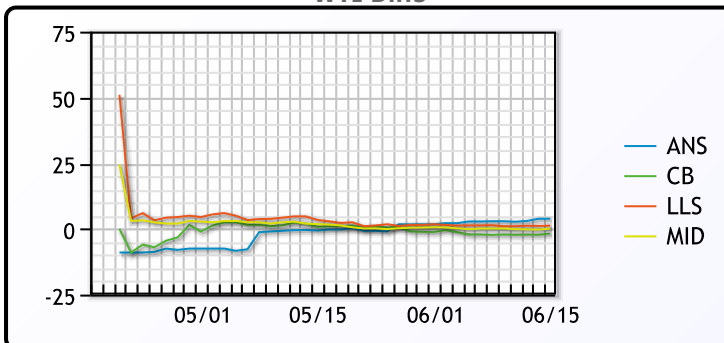
CRUDE

	Last	Week Ago	Month Ago
ANS	40.97	41.09	29.18
BLS	35.32	35.89	30.43
LLS	38.37	39.59	31.68
Mid	37.22	38.34	30.73
WTI	37.12	38.19	29.43

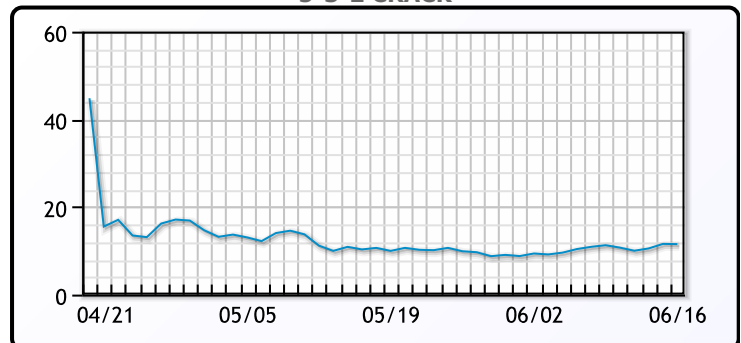
PRODUCTS

	Last	Week Ago	Month Ago
Gulf RBOB	111.82	112.5	92.77
Gulf ULSD	108.2	105.13	85.79
NYH RBOB	115.32	115.75	93.27
NYH ULSD	114.57	109.38	88.92
USGC 3%	32.13	33.38	24.63

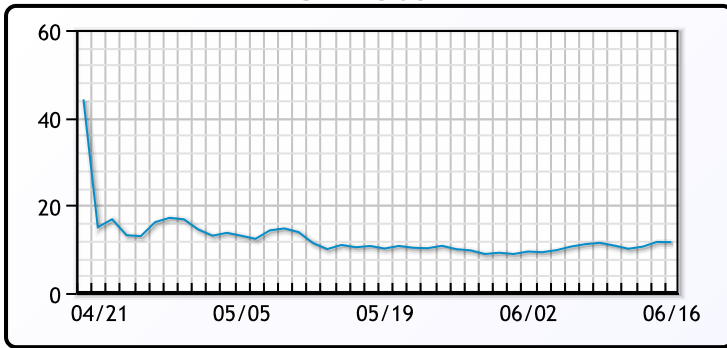
WTI Diffs



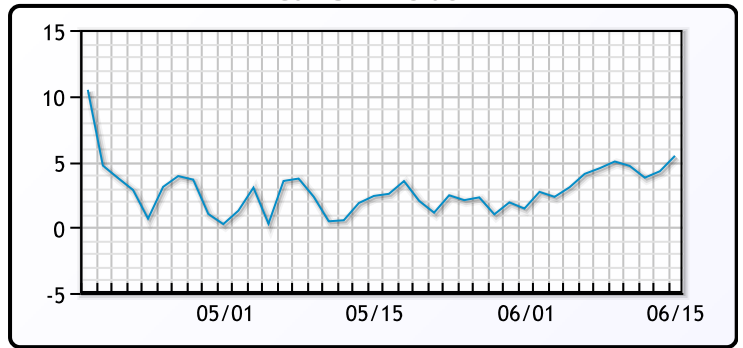
5-3-2 CRACK



3-2-1 Crack



Gulf 3-2-1 Crack



NGLs

MB

	Last	Week Ago	Month Ago
Butane	53.375	55	36.25
IsoButane	57.75	58	41.75
Natural Gasoline	70.5	77	49.63
Propane	49.375	50.75	42

CONWAY

	Last	Week Ago	Month Ago
Butane	53.5	53.5	38.25
IsoButane	76	66.5	50.25
Natural Gasoline	67	67	51.75
Propane	48.5	50.25	43.875

MB NON

	Last	Week Ago	Month Ago
Butane	55.5	57	41.25
IsoButane	57.75	58	41.75
Natural Gasoline	35	40.5	52
Propane	49.25	52.5	39.38

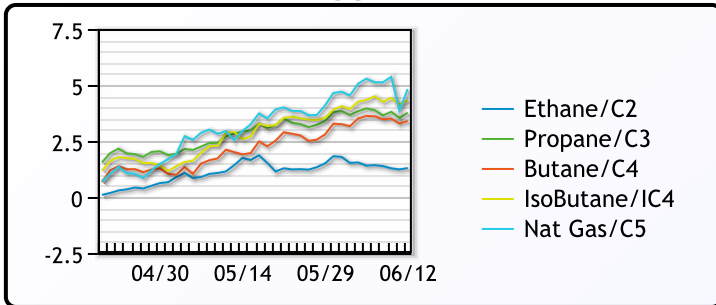
EDMONTON

	Last	Week Ago	Month Ago
Propane	39.5	44.88	41.5

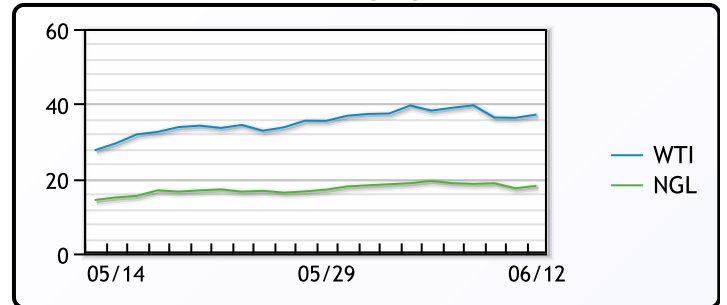
SARNIA

	Last	Week Ago	Month Ago
Propane	73.75	74.25	65.75

FRAC SPREAD



WTI vs NGL



FX

	Last	Change
CAD	1.353	-0.0042
DXY	96.563	-0.143
Gold	1726.17	1.01

RATES

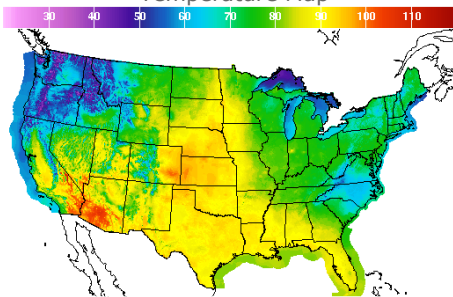
	Last	Change
US 2yr	0.1951	0.0061
US 10yr	0.7512	0.0297
CAN 10yr	0.519	-0.016

EQUITIES

	Last	Change
Nasdaq	9726.022	137.213
TSX	925.96	5.8999
S&P 500	3066.59	25.28

Weather Data

Temperature Map



City	HIGH °F	LOW °F
Calgary	64	54
Conway	82	66
Cushing	88	75
Denver	86	80
Houston	89	83
Mont Belvieu	86	78
Sarnia	63	56
Williston	77	66

Precipitation Map

