



MARKET DAILY

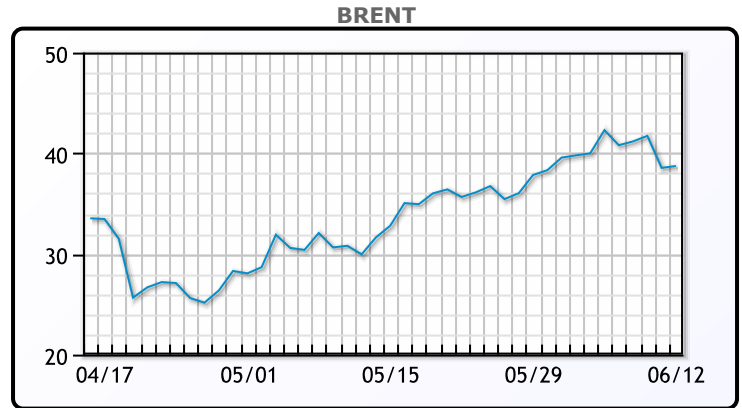
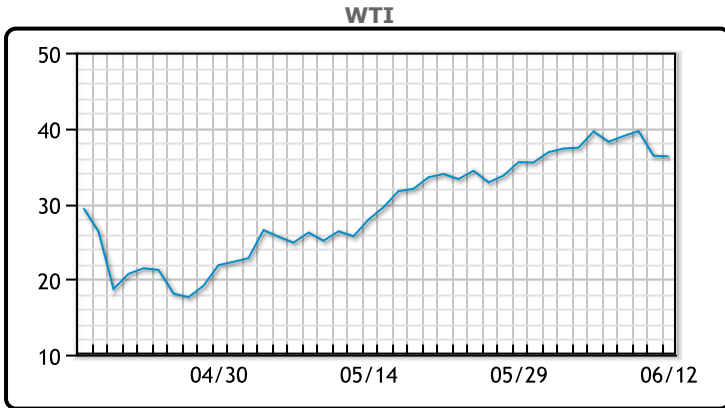
<https://www.pflpetroleum.com>
 1865 Veterans Park Dr. Suite 303
 Naples, Florida 34109
 Phone: 239-390-2885
 Fax: 239-949-0611
 Jun 12, 2020 6:27 PM

Major Energy Futures		
	Settle	Change
Brent	38.73	0.18
Gas Oil	328.5	-22.5
Natural Gas	1.731	0.033
RBOB	112.43	-9.11
ULSD	110.14	-8.5
WTI	36.26	-0.08

Market Commentary

Oil just had its work week since April, snapping a six week winning streak while trading mostly flat for the day. Coronavirus resurgence fears remain a real concern for oil markets after causing unprecedented demand destruction throughout March and April. "We definitely have an explosion of cases in areas that were not really affected before," said Bob Yawger, director of energy futures at Mizuho. "That ultimately leads to less people driving, less demand for gasoline." The number of crude oil drilling rigs in the United States, an indicator of future supply, fell by seven to 199 this week according to Baker Hughes. WTI traded down \$.08 or -.22% to close at \$32.26. Brent traded up \$.18 or .47% to close at \$38.72.

Crude & Product Markets

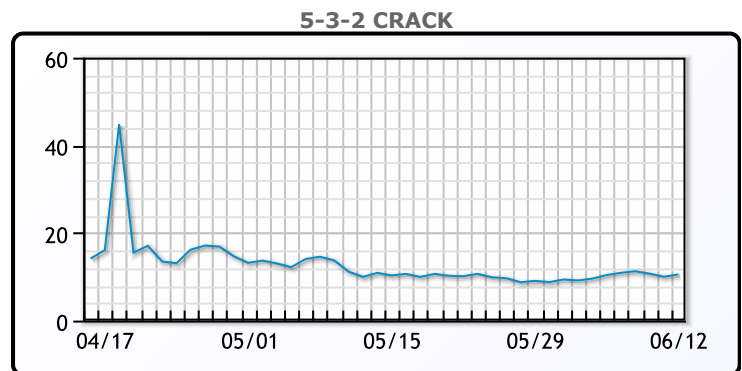
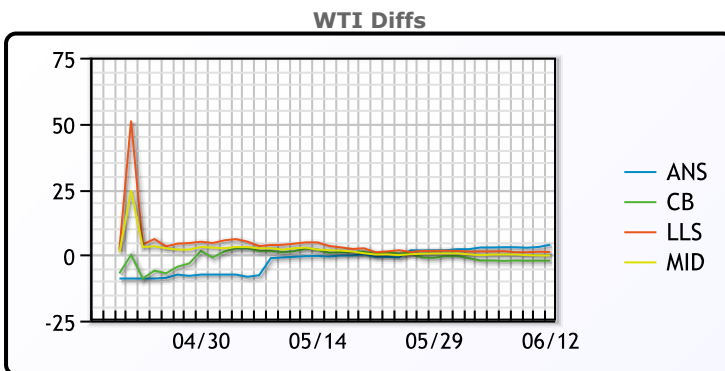


CRUDE

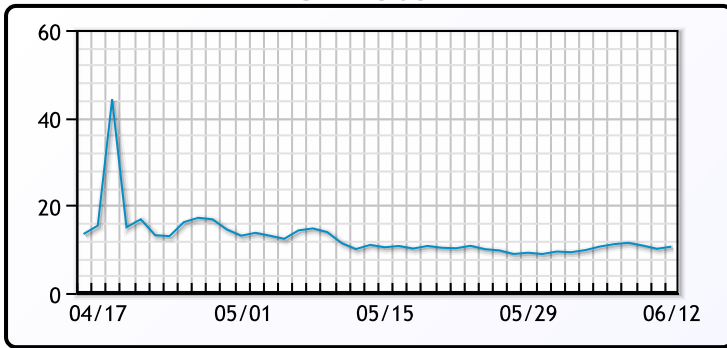
	Last	Week Ago	Month Ago
ANS	40.11	42.35	25.38
BLS	34.01	37.4	27.78
LLS	37.36	40.85	30.53
Mid	36.01	39.65	27.78
WTI	36.26	39.55	25.78

PRODUCTS

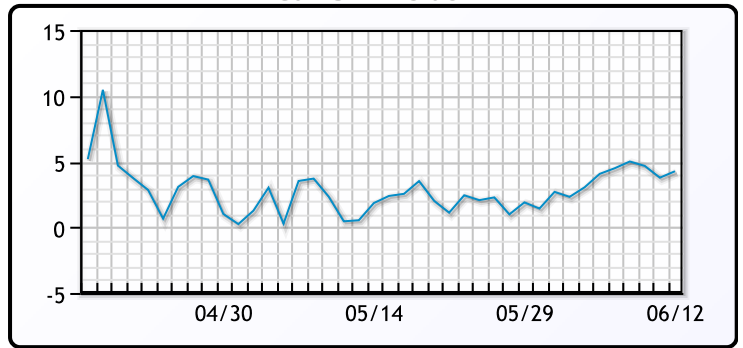
	Last	Week Ago	Month Ago
Gulf RBOB	106.93	115.36	87.85
Gulf ULSD	105.26	107.56	76.19
NYH RBOB	109.43	117.61	87.85
NYH ULSD	109.64	112.31	79.96
USGC 3%	32.13	34.63	20.63



3-2-1 Crack



Gulf 3-2-1 Crack



NGLs

MB

	Last	Week Ago	Month Ago
Butane	52.875	56.75	36.75
IsoButane	56.5	59.75	43
Natural Gasoline	61.25	73.5	49.25
Propane	49.5	52.625	39.75

CONWAY

	Last	Week Ago	Month Ago
Butane	54	55	39.25
IsoButane	72	67	49
Natural Gasoline	67	70	49
Propane	49.25	51.25	42.75

MB NON

	Last	Week Ago	Month Ago
Butane	55	58.75	41.75
IsoButane	56.5	59.75	43
Natural Gasoline	36.25	48	49.5
Propane	48.25	50	37.5

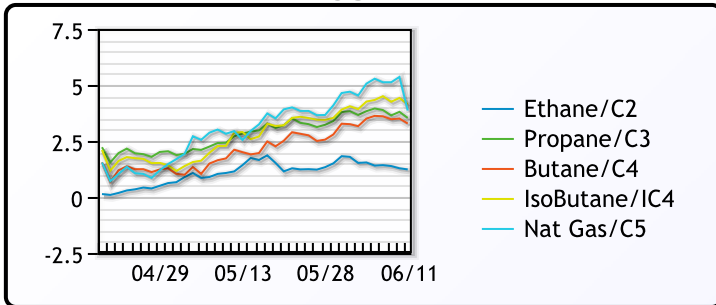
EDMONTON

	Last	Week Ago	Month Ago
Propane	38.75	42.5	39.75

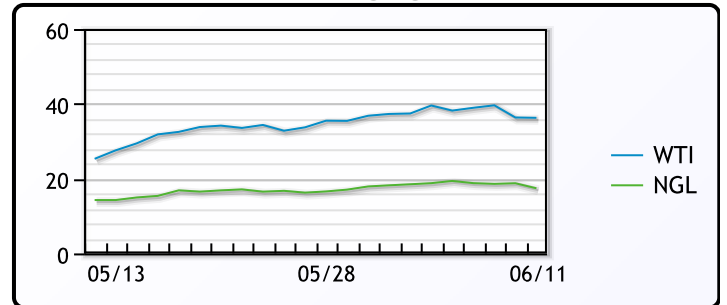
SARNIA

	Last	Week Ago	Month Ago
Propane	75.25	74.25	65.75

FRAC SPREAD



WTI vs NGL



FX

	Last	Change
CAD	1.3589	-0.004
DXY	97.31901	0.58601
Gold	1730.75	3.05

RATES

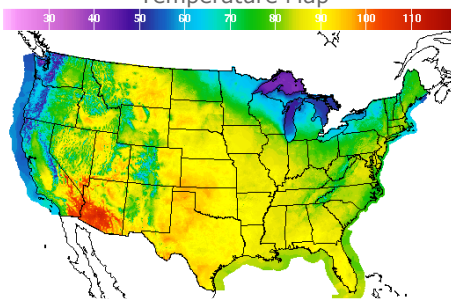
	Last	Change
US 2yr	0.193	-0.0037
US 10yr	0.7034	0.0344
CAN 10yr	0.535	0.016

EQUITIES

	Last	Change
Nasdaq	9588.809	96.082
TSX	920.06	11.4011
S&P 500	3041.31	39.21

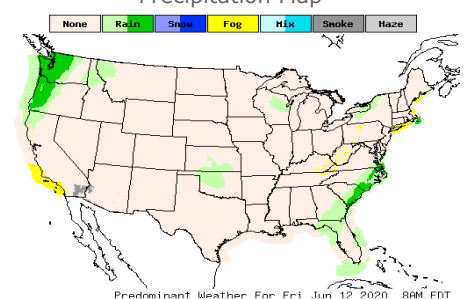
Weather Data

Temperature Map



City	HIGH °F	LOW °F
Calgary	76	54
Conway	64	48
Cushing	89	70
Denver	87	72
Houston	90	81
Mont Belvieu	90	73
Sarnia	55	49
Williston	80	63

Precipitation Map



This report has been prepared by PFL Petroleum Limited personnel for your information only and the views expressed are intended to provide market commentary and are not recommendations. This report is not an offer to sell or a solicitation of any offer to buy any security. The information contained herein has been compiled by PFL from sources believed to be reliable, but no representation or warranty, express or implied, is made by PFL Petroleum Limited, its affiliates or any other person as to its accuracy, completeness or correctness. Copyright 2017 PFL Petroleum Limited. All Rights Reserved