



MARKET DAILY

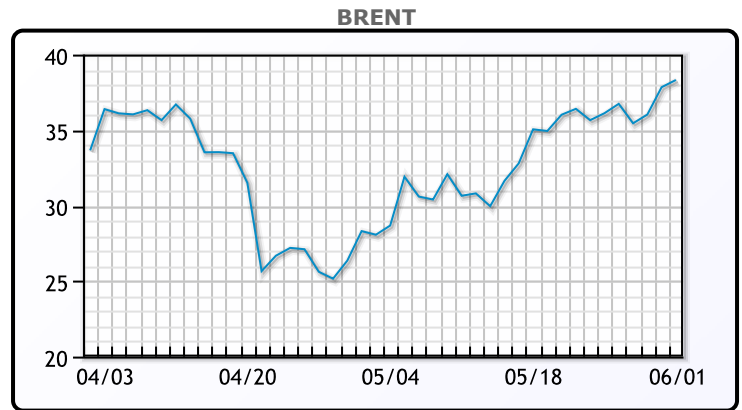
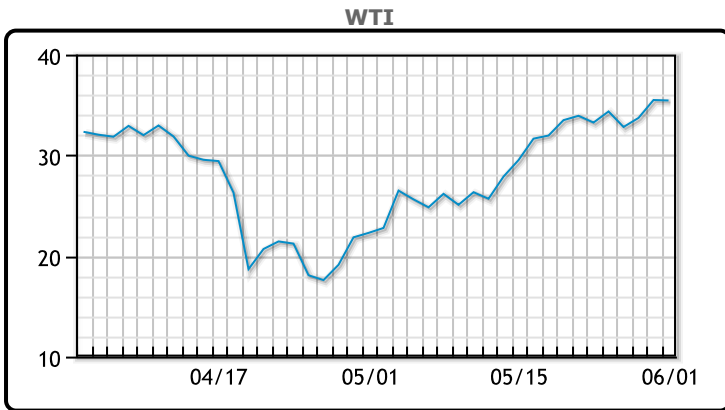
<http://www.pflpetroleum.com>
 1865 Veterans Park Dr. Suite 303
 Naples, Florida 34109
 Phone: 239-390-2885
 Fax: 239-949-0611
 Jun 1, 2020 7:06 PM

Major Energy Futures		
	Settle	Change
Brent	38.32	0.8
Gas Oil	293.75	2.75
Natural Gas	1.774	0.022
RBOB	106.67	5.25
ULSD	102.9	6.15
WTI	35.44	0.22

Market Commentary

Oil futures traded down today as protesters flooded streets across the US and the world. China contention is also causing negative pressure on pricing. According to sources, China has asked its state-owned firms to halt purchases of soybeans and pork from the United States in response to eliminating Honk Kong's special trade designation. "The possibility of heightened tensions does pose a risk for the recent rally in oil prices," said Harry Tchilinguirian, head of commodity research at BNP Paribas. Manufacturing data on Monday showed that Asian and European factories continue to struggle and the recovery may be longer than anticipated. Prices found some support after news that OPEC+ was moving closer to a compromise on extending oil output cuts and were discussing rolling over the curbs one to two months. WTI traded up \$.22 or .62% to close at \$35.71. Brent traded up \$.8 or 2.11% to close at \$38.64.

Crude & Product Markets

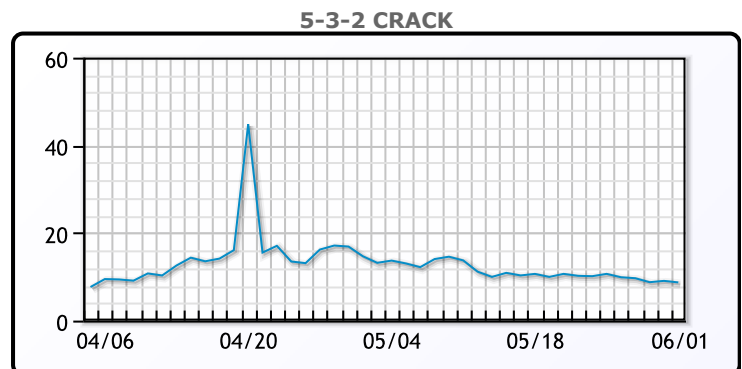
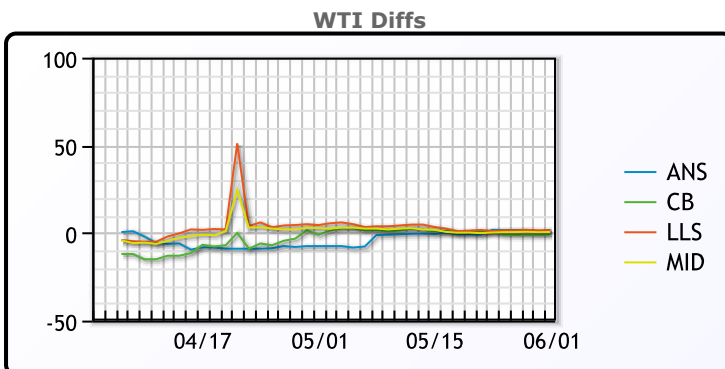


CRUDE

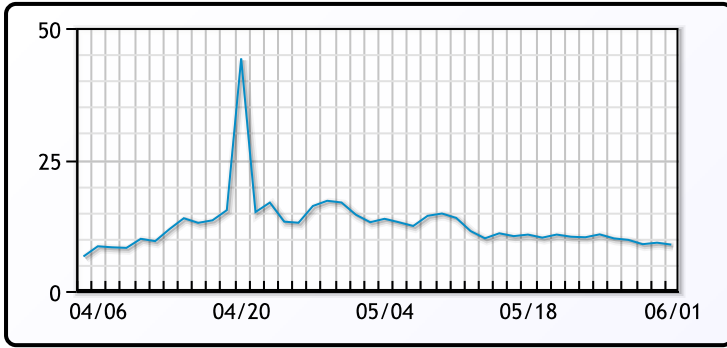
	Last	Week Ago	Month Ago
ANS	36.41	35.3	12.28
BLS	33.66	34.3	22.28
LLS	36.26	34.65	25.78
Mid	35.21	33.8	22.78
WTI	34.66	33.55	19.78

PRODUCTS

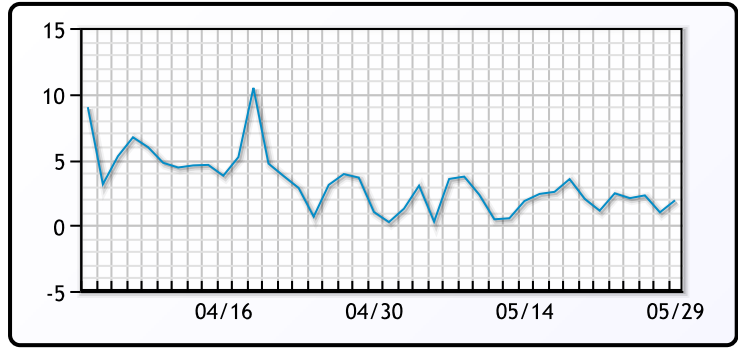
	Last	Week Ago	Month Ago
Gulf RBOB	98.15	98.93	71.13
Gulf ULSD	93.27	93.36	69.36
NYH RBOB	100.37	100.44	70.38
NYH ULSD	100.71	95.7	73.36
USGC 3%	28.38	27.88	16.63



3-2-1 Crack



Gulf 3-2-1 Crack



NGLs

MB

	Last	Week Ago	Month Ago
Butane	49.5	47.5	29
IsoButane	52.5	49.25	30
Natural Gasoline	63	60.25	31.75
Propane	48.125	45.625	32.625

CONWAY

	Last	Week Ago	Month Ago
Butane	48	45.5	27
IsoButane	57	55	31
Natural Gasoline	57	54	35
Propane	46.75	44.5	35

MB NON

	Last	Week Ago	Month Ago
Butane	51.5	48.5	31
IsoButane	52.5	49.25	30
Natural Gasoline	44.5	55	38.5
Propane	46.25	45.25	34.75

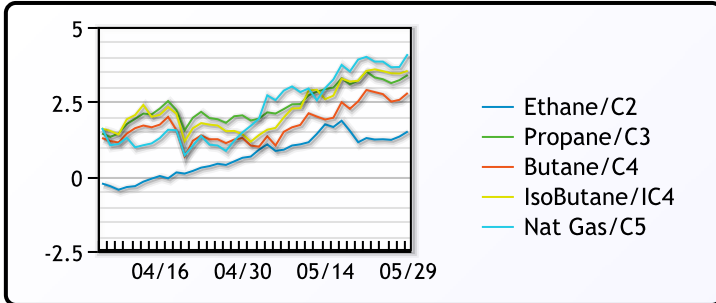
EDMONTON

	Last	Week Ago	Month Ago
Propane	40	45	32

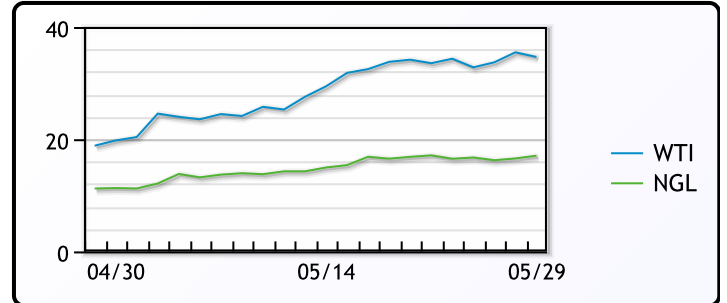
SARNIA

	Last	Week Ago	Month Ago
Propane	72	74.5	60.25

FRAC SPREAD



WTI vs NGL



FX

	Last	Change
CAD	1.3562	-0.0218
DXY	97.791	-0.553
Gold	1739.04	8.77

RATES

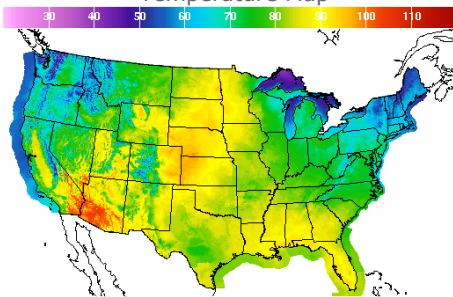
	Last	Change
US 2yr	0.1564	-0.0039
US 10yr	0.6607	0.0081
CAN 10yr	0.537	0.003

EQUITIES

	Last	Change
Nasdaq	9563.13	73.258
TSX	920.06	2.892
S&P 500	3057.37	13.06

Weather Data

Temperature Map



City	HIGH °F	LOW °F
Calgary	63	45
Conway	88	64
Cushing	80	67
Denver	88	73
Houston	84	79
Mont Belvieu	78	74
Sarnia	70	56
Williston	81	65

Precipitation Map

