



MARKET DAILY

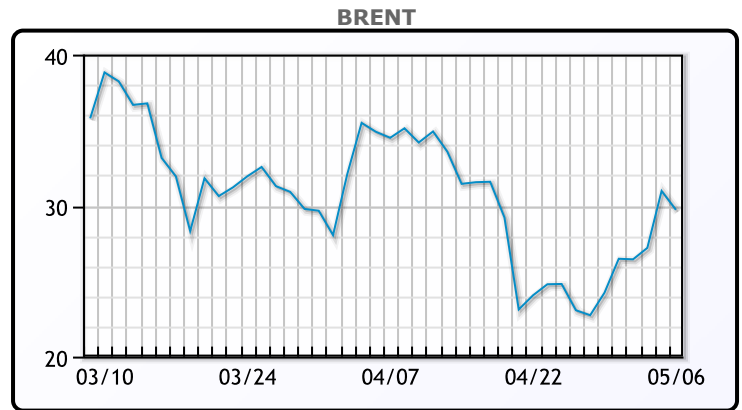
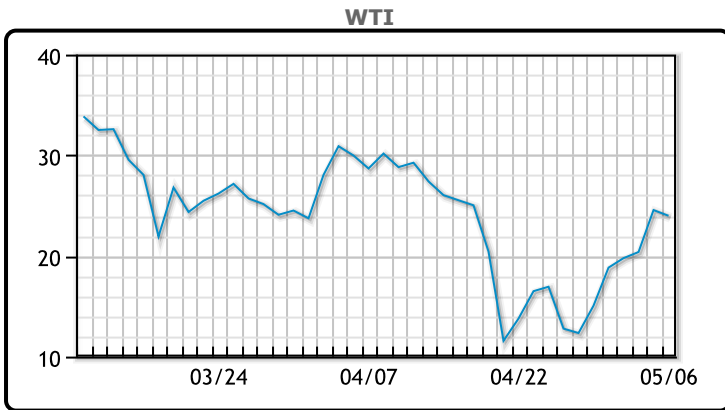
<https://www.pflpetroleum.com>
 1865 Veterans Park Dr. Suite 303
 Naples, Florida 34109
 Phone: 239-390-2885
 Fax: 239-949-0611
 May 6, 2020 5:34 PM

Major Energy Futures		
	Settle	Change
Brent	29.72	-1.06
Gas Oil	228	31
Natural Gas	1.944	0.141
RBOB	87.69	7.98
ULSD	82.4	9.29
WTI	23.99	-0.47

Market Commentary

Oil snapped a five day win streak today despite crude inventories swelling less than forecasted. WTI has now soared over 50% in the last week and some of this selling could be attributed to investors locking in gains. "The rally in crude also feels lofty as discussions with refiners continue to suggest lower run cuts are in the cards given weak margins," analysts at Tudor, Pickering, Holt & Co. said in a statement. US commercial crude inventories rose by \$4.6 MM/bbls for the week ended May 1, compared to a forecasted build of 8.67 MM/bbls. In the U.S., data from the Energy Information Administration showed that last week production declined by 200,000 bpd to 11.9 million bpd. This is 1.2 million bpd below March's record high. WTI traded down \$.47 or -1.91% to close at \$24.09. Brent traded down \$1.06 or -3.42% to close at \$29.91.

Crude & Product Markets

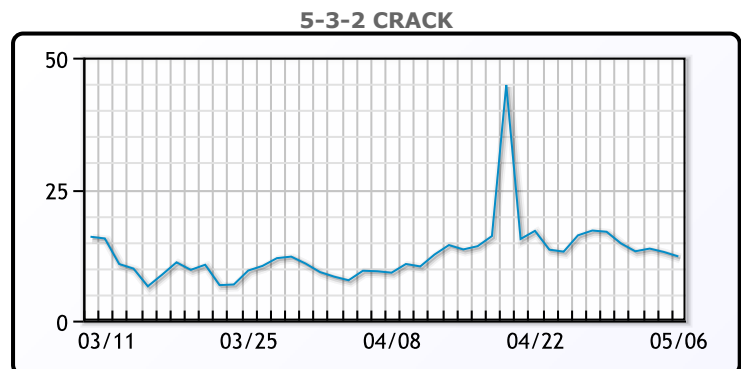
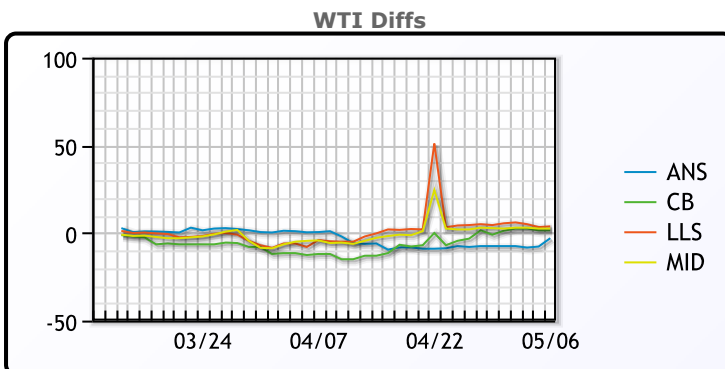


CRUDE

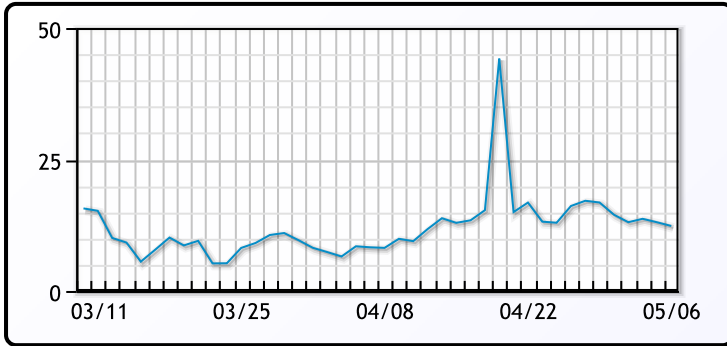
	Last	Week Ago	Month Ago
ANS	20.99	7.56	27.08
BLS	25.49	14.06	14.08
LLS	27.74	19.56	21.33
Mid	26.49	17.81	20.33
WTI	23.99	15.06	26.08

PRODUCTS

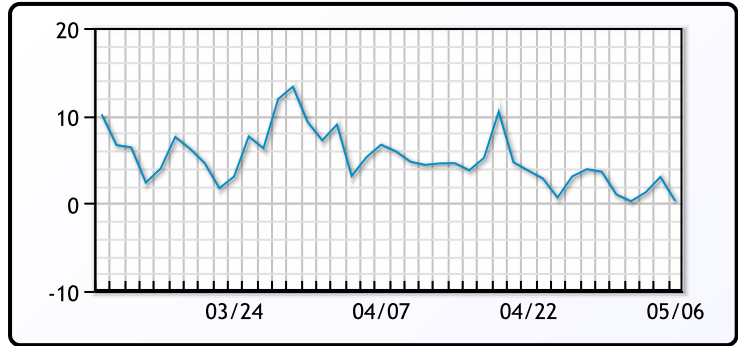
	Last	Week Ago	Month Ago
Gulf RBOB	83.44	70.32	59.66
Gulf ULSD	71.9	63.83	96.07
NYH RBOB	81.57	66.72	50.66
NYH ULSD	75.4	70.07	105.07
USGC 3%	20.88	14.88	23.13



3-2-1 Crack



Gulf 3-2-1 Crack



NGLs

MB

	Last	Week Ago	Month Ago
Butane	29	30.5	28.75
IsoButane	33.25	31.25	31.75
Natural Gasoline	50.5	29	37.5
Propane	37	34.25	28.375

CONWAY

	Last	Week Ago	Month Ago
Butane	30.5	29	26.25
IsoButane	36	33.5	30
Natural Gasoline	46.5	29	25
Propane	39	35.625	26.375

MB NON

	Last	Week Ago	Month Ago
Butane	34	33.25	32.75
IsoButane	33.25	31.25	31.75
Natural Gasoline	49.75	35	36
Propane	37	33	28.75

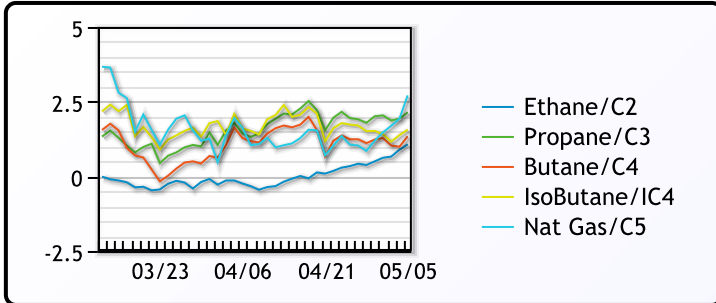
EDMONTON

	Last	Week Ago	Month Ago
Propane	35.5	31	18.5

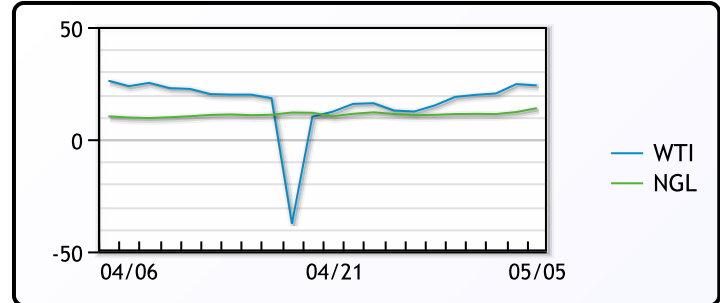
SARNIA

	Last	Week Ago	Month Ago
Propane	61	60.25	49

FRAC SPREAD



WTI vs NGL



FX

	Last	Change
CAD	1.415	0.0004
DXY	100.162	0.45299
Gold	1683.21	-2.5

RATES

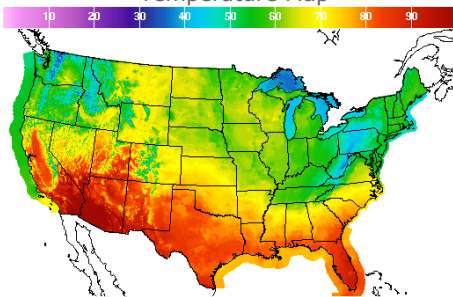
	Last	Change
US 2yr	0.1784	-0.0098
US 10yr	0.703	0.0411
CAN 10yr	0.613	0.043

EQUITIES

	Last	Change
Nasdaq	8854.388	45.267
TSX	898.73	1.7439
S&P 500	2848.42	-20.02

Weather Data

Temperature Map



City	HIGH °F	LOW °F
Calgary	58	48
Conway	59	40
Cushing	72	54
Denver	71	60
Houston	84	75
Mont Belvieu	84	66
Sarnia	50	41
Williston	66	54

Precipitation Map

