



MARKET DAILY

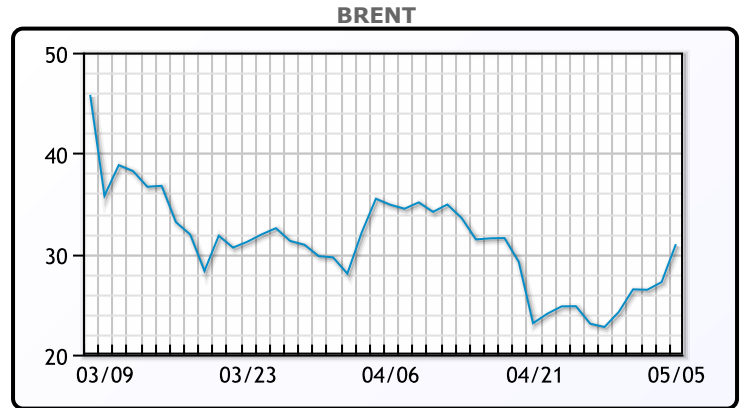
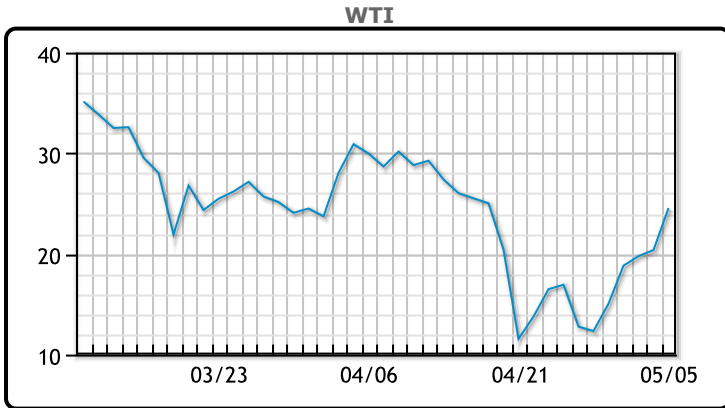
<https://www.pflpetroleum.com>
 1865 Veterans Park Dr. Suite 303
 Naples, Florida 34109
 Phone: 239-390-2885
 Fax: 239-949-0611
 May 5, 2020 6:48 PM

Major Energy Futures		
	Settle	Change
Brent	30.97	0.76
Gas Oil	241.75	-9.25
Natural Gas	2.134	0.141
RBOB	90.13	7.98
ULSD	89.6	9.29
WTI	24.56	0.61

Market Commentary

Oil surged again today on a five day win streak. Particularly gasoline demand seems to be improving as noted by a multiple companies over the last few days as well as increased traffic. The strengthening of regional traffic data is likely the main driver pushing up prices and a possible indicator that the demand bottom is behind us. "The reopening of economies has injected a degree of cautious optimism back into an oil market that plunged to historic lows only weeks ago," RBC analyst Michael Tran said in a note to clients Tuesday. The road to recovery for oil prices will be long and uncertain, but the big scalebacks in production should also create a strong tailwind.

Crude & Product Markets

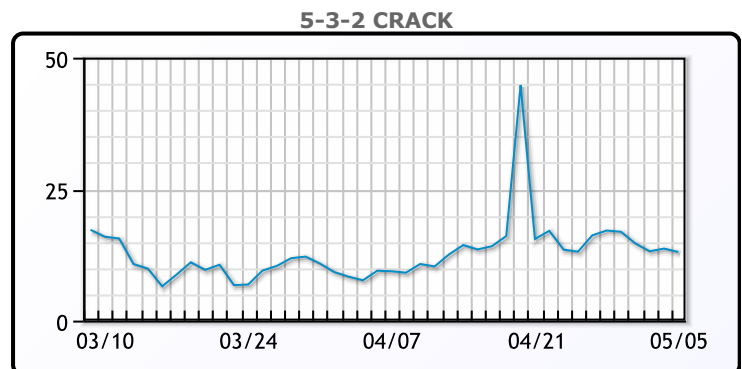
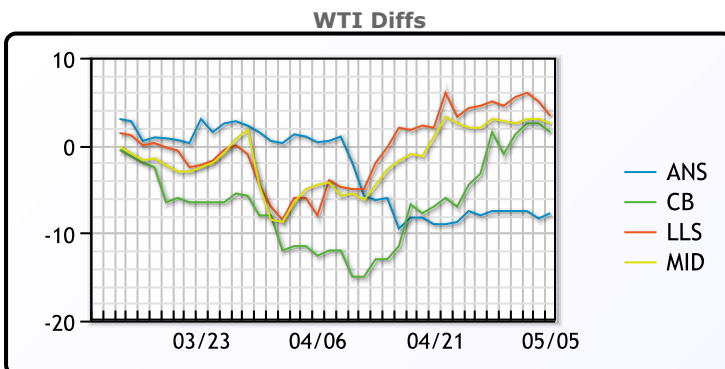


CRUDE

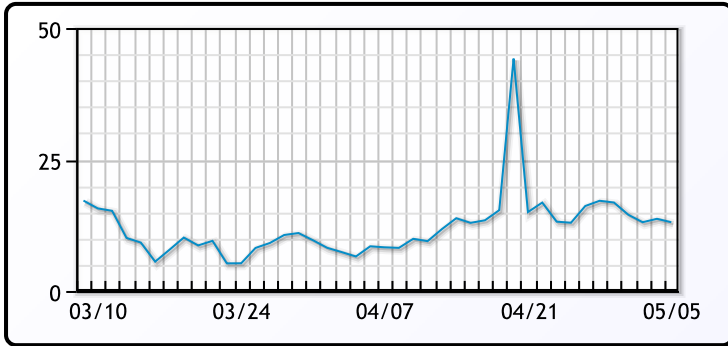
	Last	Week Ago	Month Ago
ANS	16.81	4.84	28.84
BLS	26.06	13.84	16.34
LLS	27.91	17.34	24.34
Mid	27.06	15.34	24.09
WTI	24.56	12.34	28.34

PRODUCTS

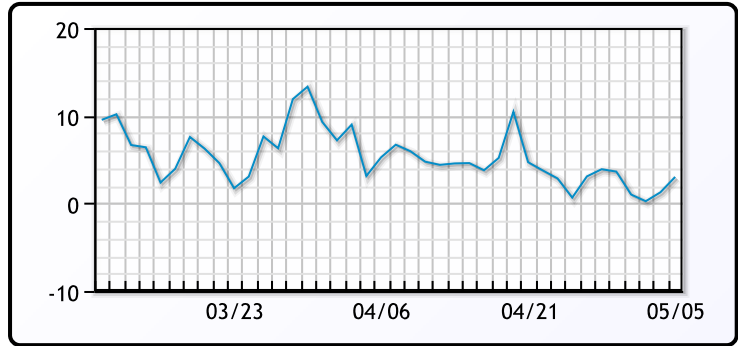
	Last	Week Ago	Month Ago
Gulf RBOB	85.13	63.65	59.91
Gulf ULSD	80.6	55.46	99.18
NYH RBOB	84.63	60.6	48.91
NYH ULSD	83.97	62.83	107.93
USGC 3%	21.38	13.63	22.38



3-2-1 Crack



Gulf 3-2-1 Crack



NGLs

MB

	Last	Week Ago	Month Ago
Butane	30.75	31.25	31.75
IsoButane	34	32	34.75
Natural Gasoline	40.5	29.5	37.5
Propane	37.5	33.125	29.75

CONWAY

	Last	Week Ago	Month Ago
Butane	32	29	31
IsoButane	35	35.25	33
Natural Gasoline	50	25	28
Propane	39.125	34.5	27.5

MB NON

	Last	Week Ago	Month Ago
Butane	35.75	34	35.75
IsoButane	34	32	34.75
Natural Gasoline	51.25	30.5	40.25
Propane	34	33.13	28.75

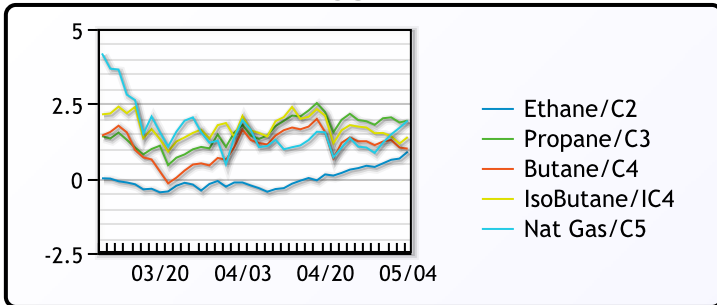
EDMONTON

	Last	Week Ago	Month Ago
Propane	32.25	30.5	18.5

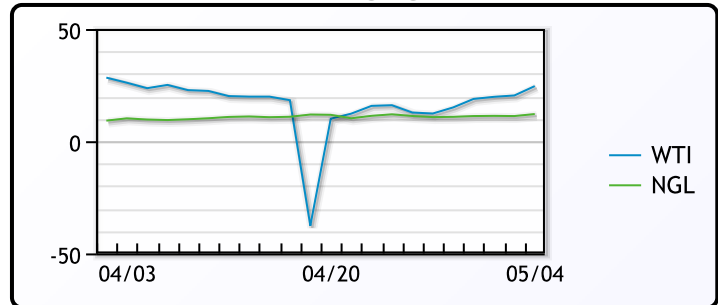
SARNIA

	Last	Week Ago	Month Ago
Propane	59.5	60.25	49

FRAC SPREAD



WTI vs NGL



FX

	Last	Change
CAD	1.4038	-0.0011
DXY	99.70901	0.22501
Gold	1704.27	-1.65

RATES

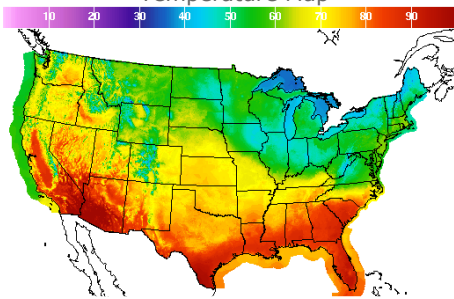
	Last	Change
US 2yr	0.1882	0.006
US 10yr	0.6619	0.0283
CAN 10yr	0.57	-0.001

EQUITIES

	Last	Change
Nasdaq	8809.121	98.406
TSX	896.99	3.8905
S&P 500	2868.44	25.7

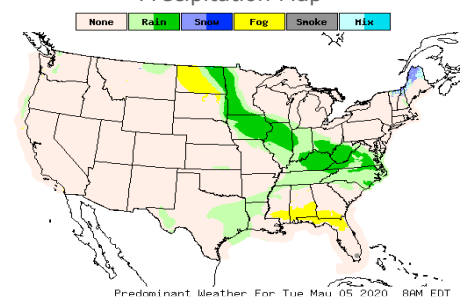
Weather Data

Temperature Map



City	HIGH °F	LOW °F
Calgary	60	45
Conway	56	46
Cushing	74	56
Denver	68	57
Houston	88	78
Mont Belvieu	87	72
Sarnia	39	39
Williston	59	49

Precipitation Map



This report has been prepared by PFL Petroleum Limited personnel for your information only and the views expressed are intended to provide market commentary and are not recommendations. This report is not an offer to sell or a solicitation of any offer to buy any security. The information contained herein has been compiled by PFL from sources believed to be reliable, but no representation or warranty, express or implied, is made by PFL Petroleum Limited, its affiliates or any other person as to its accuracy, completeness or correctness. Copyright 2017 PFL Petroleum Limited. All Rights Reserved