



MARKET DAILY

<http://www.pflpetroleum.com>
 1865 Veterans Park Dr. Suite 303
 Naples, Florida 34109
 Phone: 239-390-2885
 Fax: 239-949-0611
 May 27, 2020 6:05 PM

Major Energy Futures

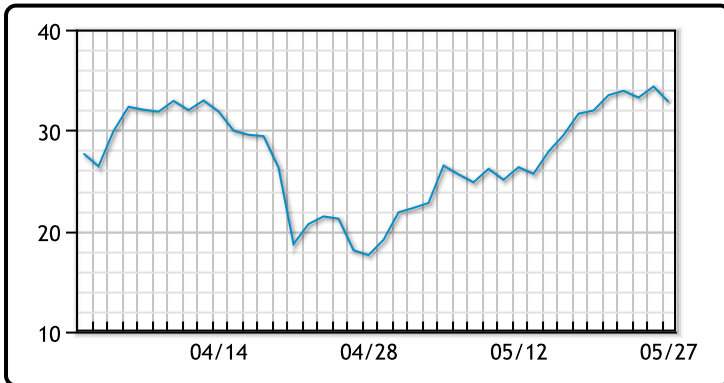
	Settle	Change
Brent	34.74	-1.98
Gas Oil	286.75	-2.75
Natural Gas	1.886	0.064
RBOB	99.33	1.07
ULSD	97.21	0.88
WTI	32.81	-1.54

Market Commentary

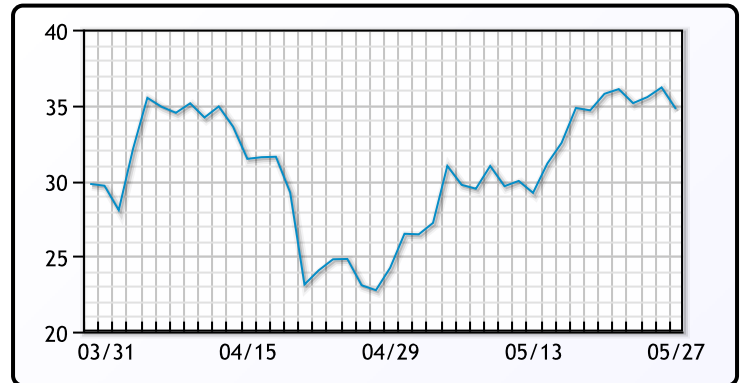
Oil prices fell today as President Trump is looking to increase pressure on China. Sec. of State Pompeo declared that Hong Kong is no longer autonomous, which could have huge implications for their financial markets and trade with the US. The House of Representatives passed legislation this afternoon that would introduce additional sanctions on China, and the bill is awaiting President Trump's signature. The International Energy Agency believes the coronavirus pandemic has paved the way for the largest decline of global energy investment in history, with spending set to plummet in every major sector this year. In fact, for the first time ever global spending on energy is going to exceed global spending on oil. "Electricity grids have been a vital underpinning of the emergency response to the health crisis — and of economic and social activities that have been able to continue under lockdown," the IEA's Birol said. WTI traded down \$1.54 or -4.5% to close at \$32.81. Brent traded down \$1.98 or -5.47% to close at \$34.19.

Crude & Product Markets

WTI



BRENT



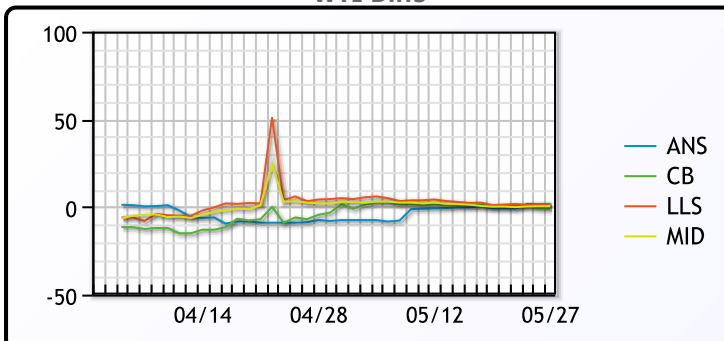
CRUDE

	Last	Week Ago	Month Ago
ANS	34.56	33.04	4.78
BLS	31.66	34.54	9.53
LLS	34.31	35.09	17.28
Mid	33.31	33.99	14.78
WTI	32.81	33.79	12.78

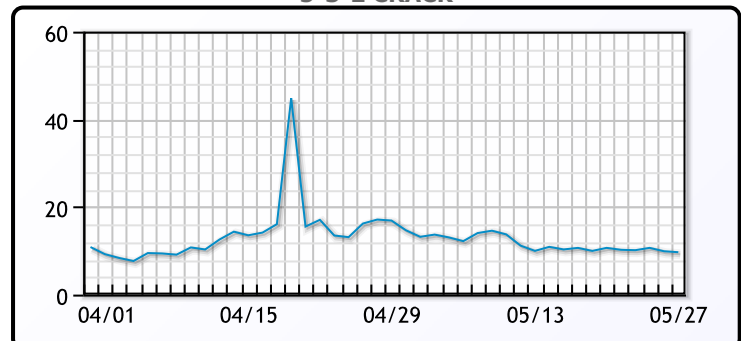
PRODUCTS

	Last	Week Ago	Month Ago
Gulf RBOB	95.49	99.36	61.49
Gulf ULSD	93.04	91.66	53.86
NYH RBOB	94.83	101.13	58.58
NYH ULSD	94.96	96.31	60.67
USGC 3%	27.13	27.88	13.38

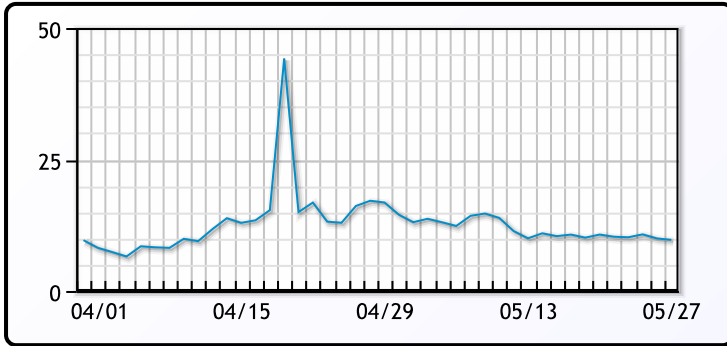
WTI Diffs



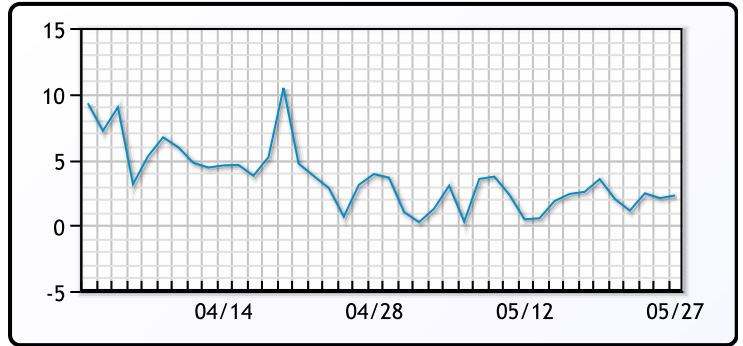
5-3-2 CRACK



3-2-1 Crack



Gulf 3-2-1 Crack



NGLs

MB

	Last	Week Ago	Month Ago
Butane	45.5	47.75	31
IsoButane	49	49.5	31.25
Natural Gasoline	61.25	58.25	31.25
Propane	44.625	46.625	32.75

CONWAY

	Last	Week Ago	Month Ago
Butane	44	46	28
IsoButane	55.5	57.5	35
Natural Gasoline	50	58.5	24
Propane	43.5	46	33.75

MB NON

	Last	Week Ago	Month Ago
Butane	47.5	48.75	33.75
IsoButane	49	49.5	31.25
Natural Gasoline	49.5	58.5	30.5
Propane	45.88	44.87	34.5

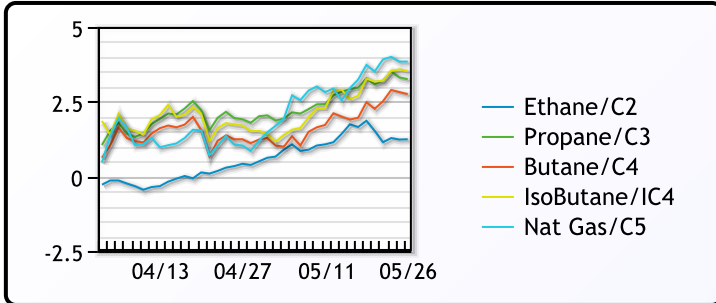
EDMONTON

	Last	Week Ago	Month Ago
Propane	45.38	45.25	31

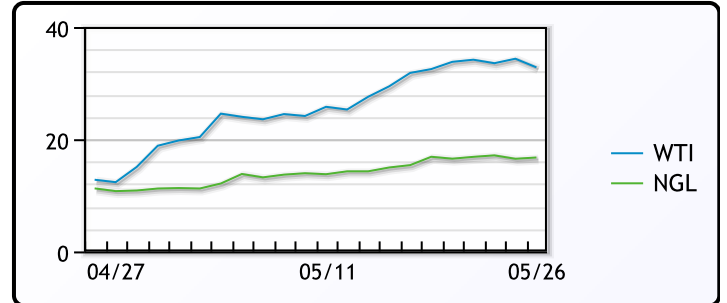
SARNIA

	Last	Week Ago	Month Ago
Propane	74.25	71.25	61

FRAC SPREAD



WTI vs NGL



FX

	Last	Change
CAD	1.3754	0.0002
DXY	98.925	0.017
Gold	1712.01	2.54

RATES

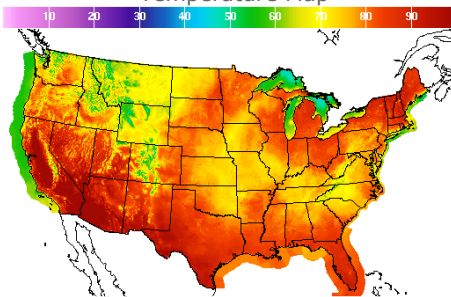
	Last	Change
US 2yr	0.1799	0.0082
US 10yr	0.6819	-0.0146
CAN 10yr	0.548	-0.004

EQUITIES

	Last	Change
Nasdaq	9412.357	72.136
TSX	924.65	8.9834
S&P 500	3036.13	44.36

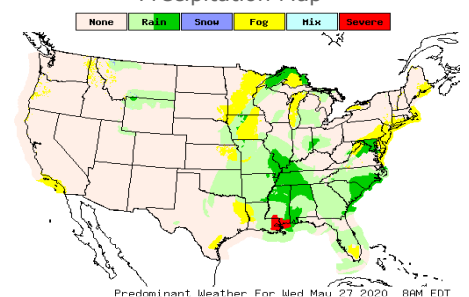
Weather Data

Temperature Map



City	HIGH °F	LOW °F
Calgary	62	46
Conway	76	57
Cushing	71	63
Denver	77	66
Houston	81	77
Mont Belvieu	80	74
Sarnia	78	65
Williston	68	55

Precipitation Map



This report has been prepared by PFL Petroleum Limited personnel for your information only and the views expressed are intended to provide market commentary and are not recommendations. This report is not an offer to sell or a solicitation of any offer to buy any security. The information contained herein has been compiled by PFL from sources believed to be reliable, but no representation or warranty, express or implied, is made by PFL Petroleum Limited, its affiliates or any other person as to its accuracy, completeness or correctness. Copyright 2017 PFL Petroleum Limited. All Rights Reserved