



MARKET DAILY

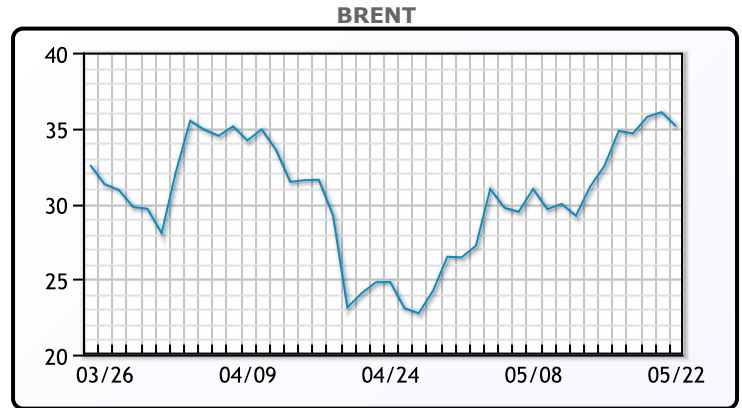
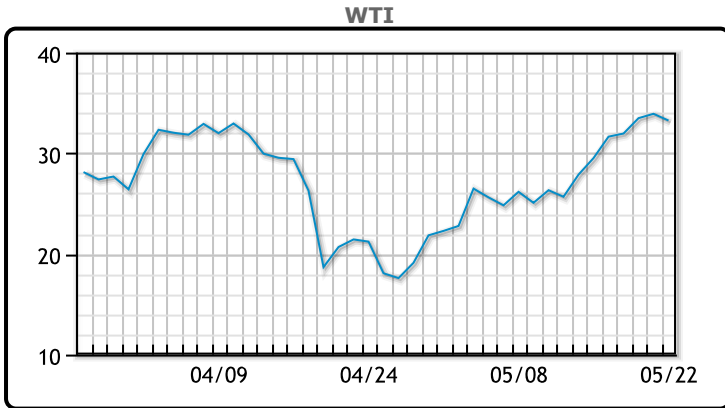
<http://www.pflpetroleum.com>
 1865 Veterans Park Dr. Suite 303
 Naples, Florida 34109
 Phone: 239-390-2885
 Fax: 239-949-0611
 May 22, 2020 5:29 PM

Major Energy Futures		
	Settle	Change
Brent	35.13	-0.94
Gas Oil	287.75	-3
Natural Gas	1.731	-0.061
RBOB	103.82	0.13
ULSD	98.2	-0.16
WTI	33.25	-0.36

Market Commentary

The oil rally lost some steam today as tensions between the US and China are beginning to res-escalate. Renewed pressured from the Mainland on Hong Kong is creating a hot button issue that led President Trump to warn that Washington would react very strongly to any new attempt to gain control over the city state. In other China news the Peoples Republic said today that it would not publish an annual growth target for the first time, indicating a great deal of economic uncertainty in the world's second largest economy. They also committed to more government intervention as the pandemic continues to cause disruptions. Whichever way you look at it, the Coronavirus has temporarily nullified a decade of

Crude & Product Markets

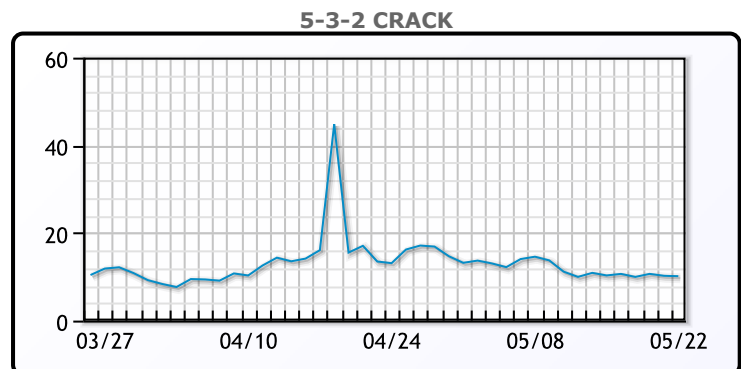
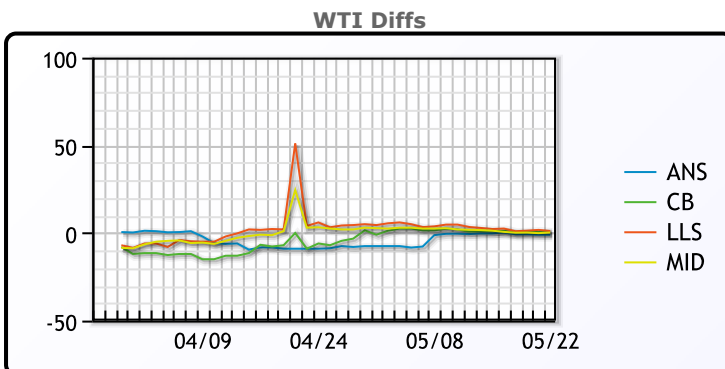


CRUDE

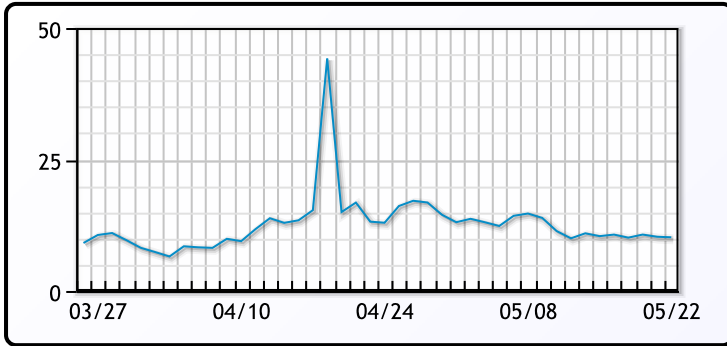
	Last	Week Ago	Month Ago
ANS	32.55	29.18	3.28
BLS	34.3	30.43	6.28
LLS	34.65	31.68	18.28
Mid	33.8	30.73	15.53
WTI	33.55	29.43	12.28

PRODUCTS

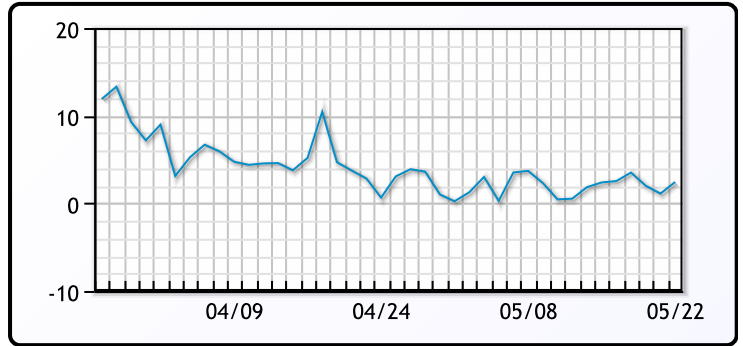
	Last	Week Ago	Month Ago
Gulf RBOB	98.93	92.77	61.5
Gulf ULSD	93.36	85.79	66.33
NYH RBOB	100.44	93.27	56.72
NYH ULSD	95.7	88.92	71.61
USGC 3%	27.88	24.63	14.13



3-2-1 Crack



Gulf 3-2-1 Crack



NGLs

MB

	Last	Week Ago	Month Ago
Butane	47.5	36.25	32
IsoButane	49.25	41.75	34.5
Natural Gasoline	62.5	49.5	28.5
Propane	45.625	42	35.625

CONWAY

	Last	Week Ago	Month Ago
Butane	45.5	38.25	30.5
IsoButane	55	50.25	35
Natural Gasoline	54	51.75	25
Propane	44.5	43.875	36.25

MB NON

	Last	Week Ago	Month Ago
Butane	48.5	41.25	34.75
IsoButane	49.25	41.75	34.5
Natural Gasoline	55	52	34
Propane	47.5	41	31.38

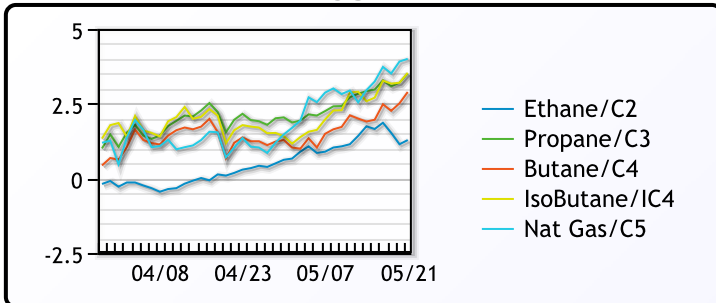
EDMONTON

	Last	Week Ago	Month Ago
Propane	46.5	43	28

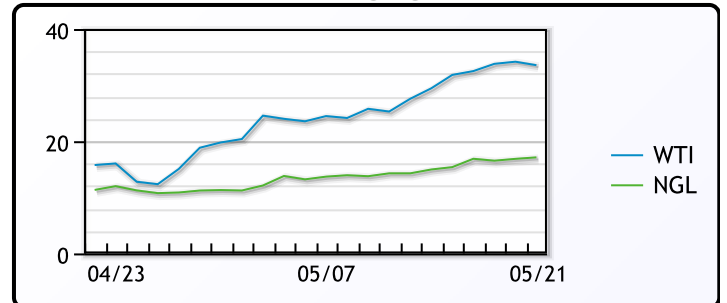
SARNIA

	Last	Week Ago	Month Ago
Propane	74.5	68.25	61.5

FRAC SPREAD



WTI vs NGL



FX

	Last	Change
CAD	1.3996	0.0041
DXY	99.781	0.411
Gold	1734.68	7.68

RATES

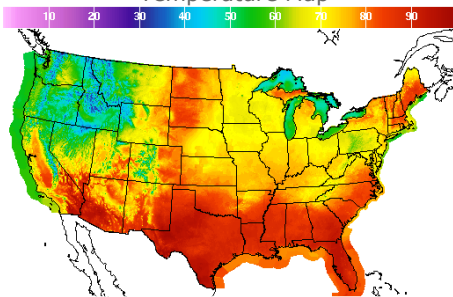
	Last	Change
US 2yr	0.1676	0.0023
US 10yr	0.6591	-0.0129
CAN 10yr	0.507	-0.042

EQUITIES

	Last	Change
Nasdaq	9324.587	39.706
TSX	900.53	2.1393
S&P 500	2955.45	6.94

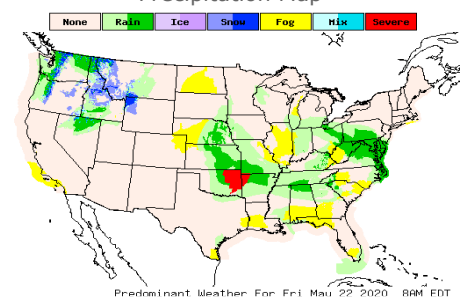
Weather Data

Temperature Map



City	HIGH °F	LOW °F
Calgary	43	40
Conway	75	62
Cushing	81	64
Denver	81	68
Houston	90	80
Mont Belvieu	86	78
Sarnia	67	55
Williston	77	63

Precipitation Map



This report has been prepared by PFL Petroleum Limited personnel for your information only and the views expressed are intended to provide market commentary and are not recommendations. This report is not an offer to sell or a solicitation of any offer to buy any security. The information contained herein has been compiled by PFL from sources believed to be reliable, but no representation or warranty, express or implied, is made by PFL Petroleum Limited, its affiliates or any other person as to its accuracy, completeness or correctness. Copyright 2017 PFL Petroleum Limited. All Rights Reserved