



MARKET DAILY

<https://www.pflpetroleum.com>
 1865 Veterans Park Dr. Suite 303
 Naples, Florida 34109
 Phone: 239-390-2885
 Fax: 239-949-0611
 May 21, 2020 6:03 PM

Major Energy Futures

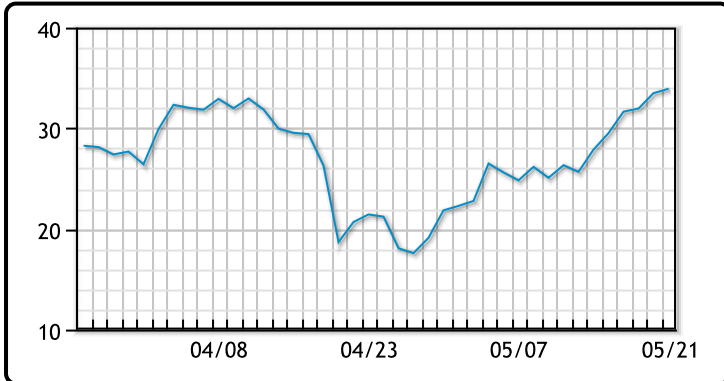
	Settle	Change
Brent	36.06	0.21
Gas Oil	296.5	9.25
Natural Gas	1.71	-0.059
RBOB	104.51	-0.14
ULSD	98.9	1.7
WTI	33.92	0.43

Market Commentary

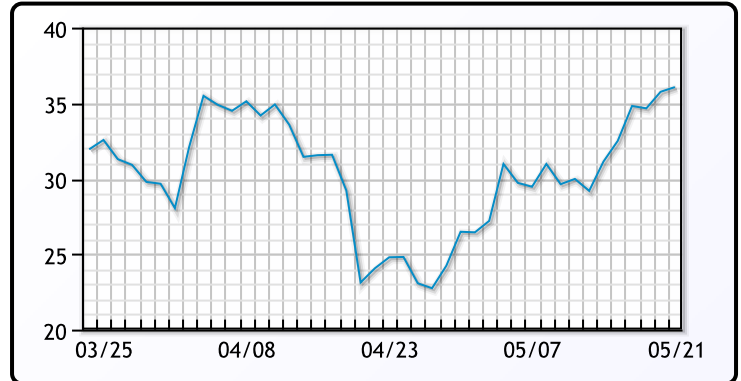
Oil jumped to highest levels since March as the rally in the oil markets continues. "The rally in the crude futures is beginning to approach levels in which U.S. shale production declines will begin to slow and possibly reverse as low cost producers attempt to generate revenue," Jim Ritterbusch, president of Ritterbusch and Associates said in a report. At the same, there are signs of recovering fuel usage based on mobility data from Apple and Google. Some of the major airlines are also reporting slower ticket cancellations and improvement in booking on certain routes. Of course overall demand remains weak. So far in May, OPEC+ has cut oil exports by about 6 million bpd, according to companies that track the flows, suggesting a strong start in complying with the deal. OPEC says the market has responded well. WTI traded up \$.43 or 1.28% to close at \$33.92. Brent traded up \$.21 or .59% to close at \$35.96.

Crude & Product Markets

WTI



BRENT



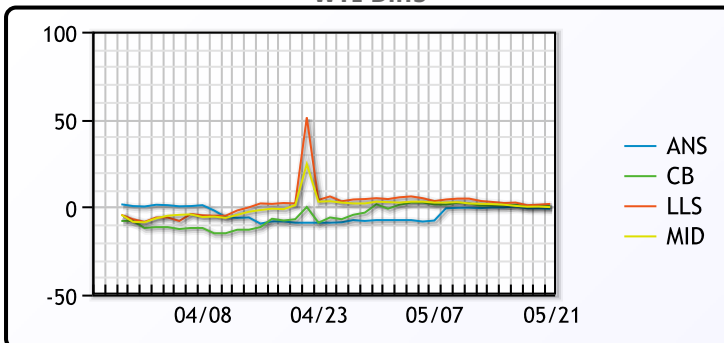
CRUDE

	Last	Week Ago	Month Ago
ANS	33.17	27.31	1.01
BLS	34.67	28.56	1.01
LLS	35.92	30.41	14.01
Mid	34.07	29.21	13.01
WTI	34.17	27.56	10.01

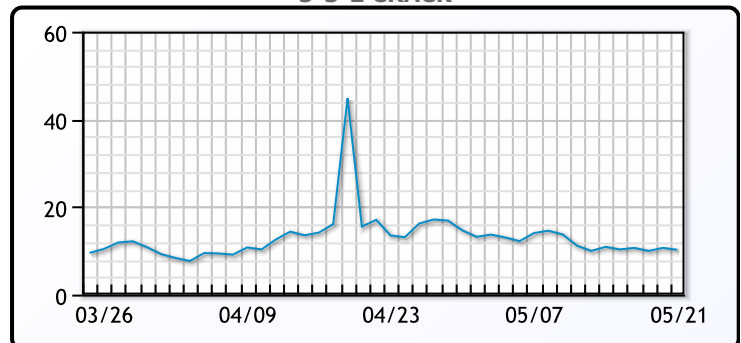
PRODUCTS

	Last	Week Ago	Month Ago
Gulf RBOB	99.43	86.57	48.7
Gulf ULSD	94.53	82.36	69.42
NYH RBOB	99.26	87.45	41.03
NYH ULSD	96.4	86.23	71.69
USGC 3%	29.13	23.13	12.13

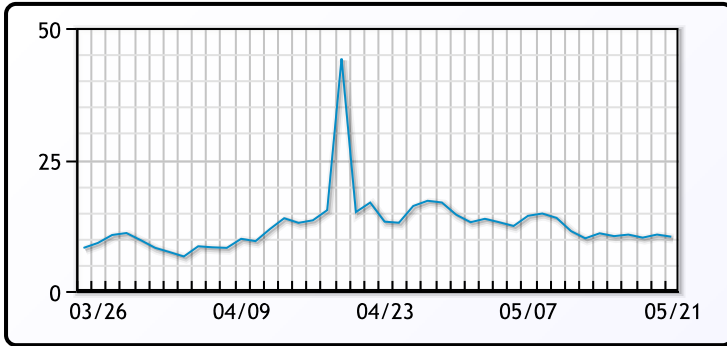
WTI Diffs



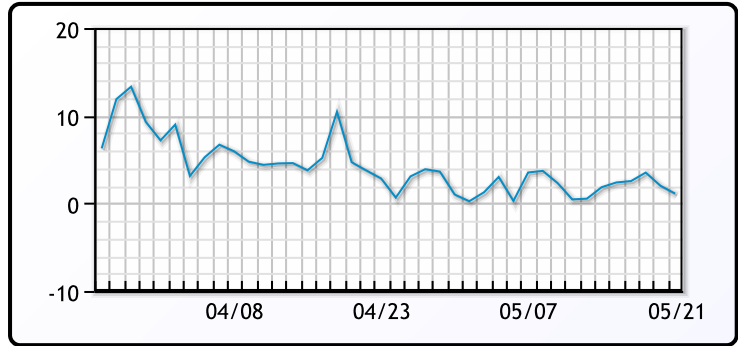
5-3-2 CRACK



3-2-1 Crack



Gulf 3-2-1 Crack



NGLs

MB

	Last	Week Ago	Month Ago
Butane	49.5	35	27.5
IsoButane	51.25	40.5	30
Natural Gasoline	63.25	44.75	36.13
Propane	47.75	41.375	31.5

CONWAY

	Last	Week Ago	Month Ago
Butane	47.5	39	28
IsoButane	57	50	32
Natural Gasoline	57.5	50	22.5
Propane	46.5	44.125	33

MB NON

	Last	Week Ago	Month Ago
Butane	50.5	40	30.25
IsoButane	51.25	40.5	30
Natural Gasoline	57.5	48.25	30
Propane	46.38	39.75	36.5

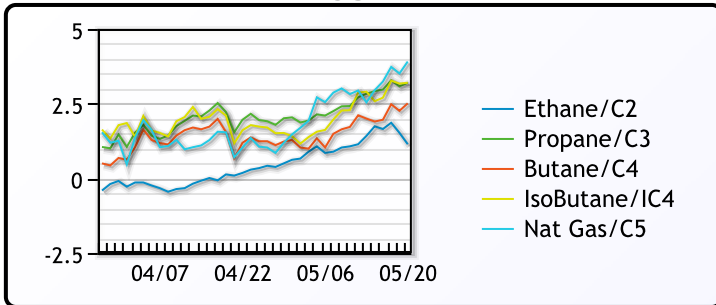
EDMONTON

	Last	Week Ago	Month Ago
Propane	45	43	30.25

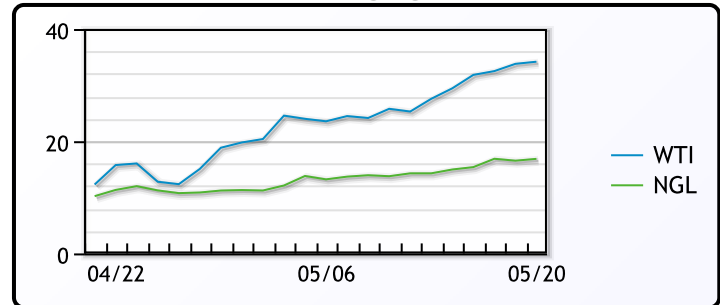
SARNIA

	Last	Week Ago	Month Ago
Propane	71.25	61.75	63.5

FRAC SPREAD



WTI vs NGL



FX

	Last	Change
CAD	1.3955	0
DXY	99.436	0.31199
Gold	1727.3	0.3

RATES

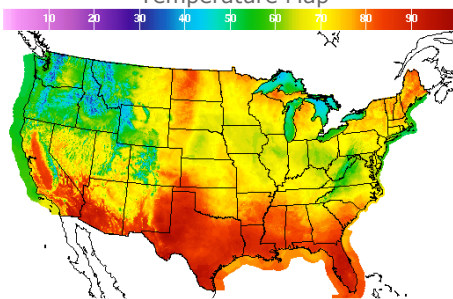
	Last	Change
US 2yr	0.1653	0.002
US 10yr	0.672	-0.0081
CAN 10yr	0.549	-0.012

EQUITIES

	Last	Change
Nasdaq	9284.881	-90.895
TSX	898.39	-7.6992
S&P 500	2948.51	-23.1

Weather Data

Temperature Map



City	HIGH °F	LOW °F
Calgary	42	40
Conway	72	63
Cushing	72	66
Denver	72	58
Houston	86	78
Mont Belvieu	84	76
Sarnia	69	55
Williston	77	58

Precipitation Map

