



MARKET DAILY

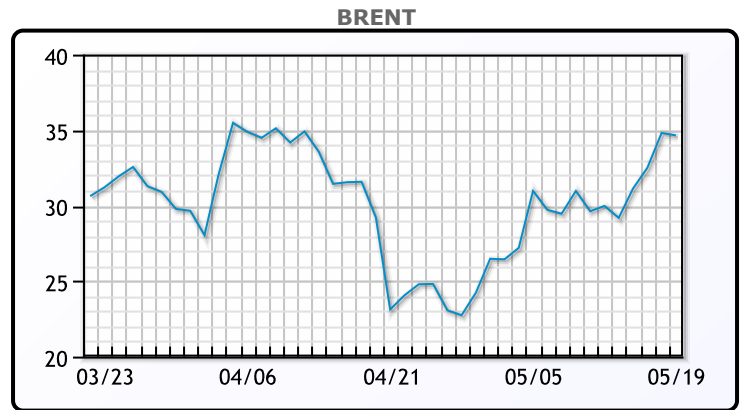
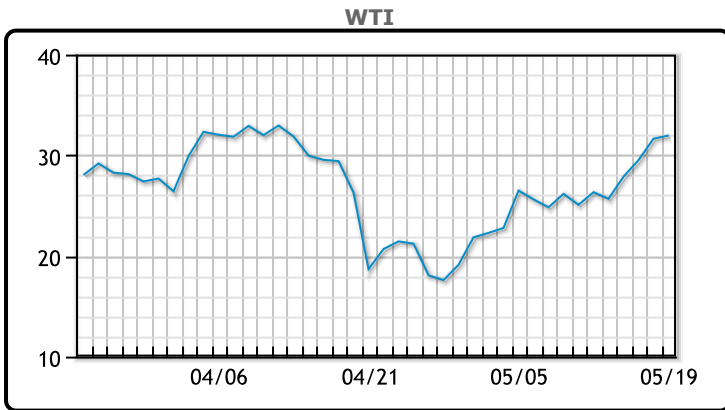
<https://www.pflpetroleum.com>
 1865 Veterans Park Dr. Suite 303
 Naples, Florida 34109
 Phone: 239-390-2885
 Fax: 239-949-0611
 May 19, 2020 7:30 PM

Major Energy Futures		
	Settle	Change
Brent	34.65	-0.16
Gas Oil	290.25	33
Natural Gas	1.83	0.047
RBOB	104.52	1.94
ULSD	97.36	-3.28
WTI	31.96	0.31

Market Commentary

Crude oil prices rose again today as OPEC cuts and the reopening of global economies are starting to balance out the supply demand equation. Consultants the Eurasia Group urged caution on expectations for higher oil consumption, citing "a global recession, cautious consumers, and a later and potentially worse peak of the coronavirus outbreak in emerging markets such as Latin America, Africa, and South Asia". Saudi Arabia's sovereign wealth fund has been quietly amassing stakes in oil giants all over the world. The fund is key part of the Crown Prince's international goals but this comes at a time when Norway's sovereign wealth fund, by far the wealthiest and most renowned in the world, is selling its stakes in international oil giants. US oil output is expected to fall by a record of 197K/bpd in June to 7.822MM/bpd. WTI traded up \$.31 or .98% to close at \$31.96. Brent traded down \$-.16 or -.46% to close at \$34.65.

Crude & Product Markets

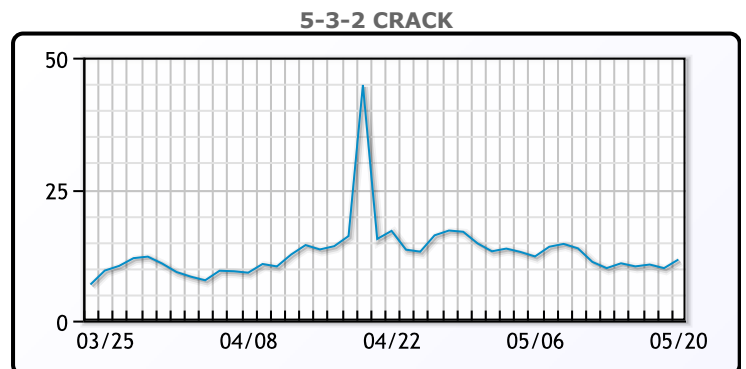
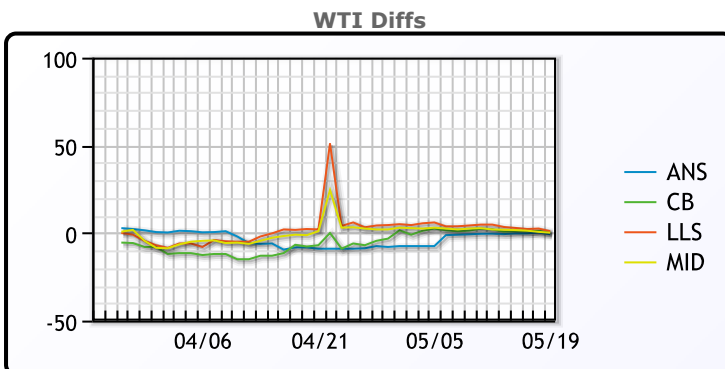


CRUDE

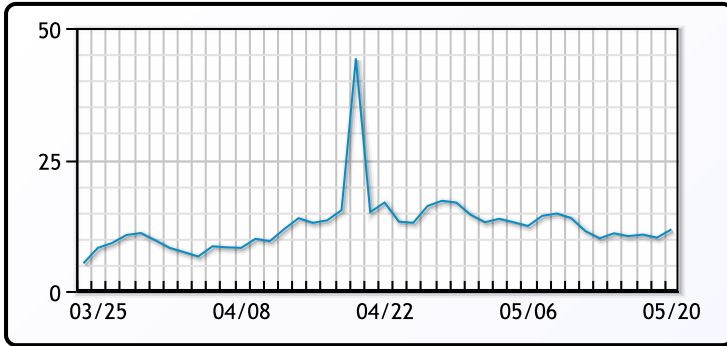
	Last	Week Ago	Month Ago
ANS	31.75	25.38	9.27
BLS	32.85	27.78	11.27
LLS	33.5	30.53	20.27
Mid	32.65	27.78	19.27
WTI	32.5	25.78	18.27

PRODUCTS

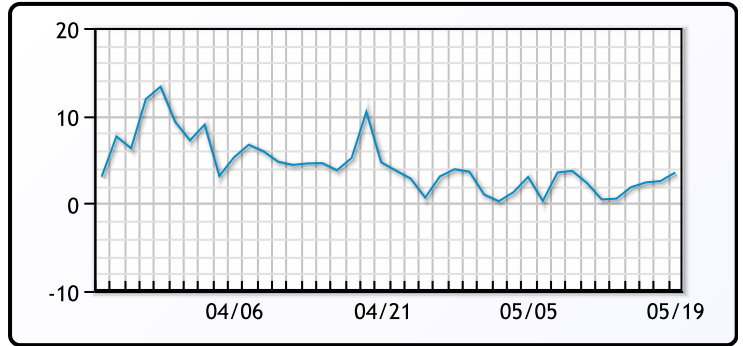
	Last	Week Ago	Month Ago
Gulf RBOB	98.39	87.85	63.94
Gulf ULSD	89.86	76.19	88.63
NYH RBOB	101.14	87.85	54.57
NYH ULSD	93.86	79.96	94.63
USGC 3%	27.88	20.63	17.63



3-2-1 Crack



Gulf 3-2-1 Crack



NGLs

MB

	Last	Week Ago	Month Ago
Butane	41.75	36.75	38
IsoButane	47.5	43	39
Natural Gasoline	59	49.25	35.5
Propane	45.125	39.75	38.75

CONWAY

	Last	Week Ago	Month Ago
Butane	45	39.25	35
IsoButane	58	49	37
Natural Gasoline	57	49	30
Propane	45.5	42.75	38.25

MB NON

	Last	Week Ago	Month Ago
Butane	46.75	41.75	40.5
IsoButane	47.5	43	39
Natural Gasoline	56.25	49.5	40.5
Propane	45.13	37.5	38.25

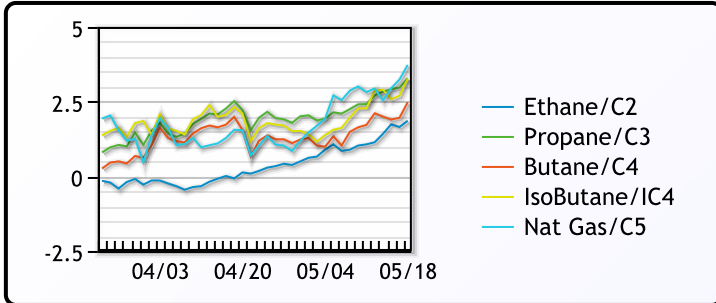
EDMONTON

	Last	Week Ago	Month Ago
Propane	46.5	39.75	31.5

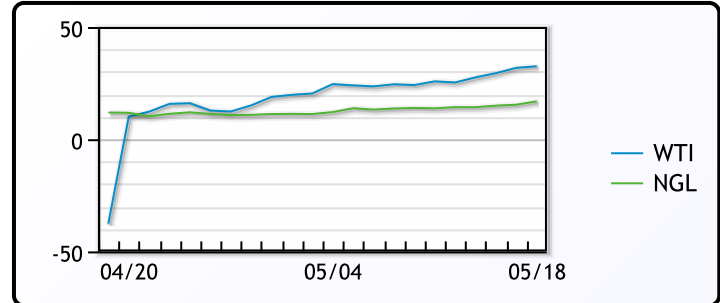
SARNIA

	Last	Week Ago	Month Ago
Propane	70.25	65.75	60.5

FRAC SPREAD



WTI vs NGL



FX

	Last	Change
CAD	1.3936	-0.0008
DXY	99.371	-0.29401
Gold	1744.9	-0.15

RATES

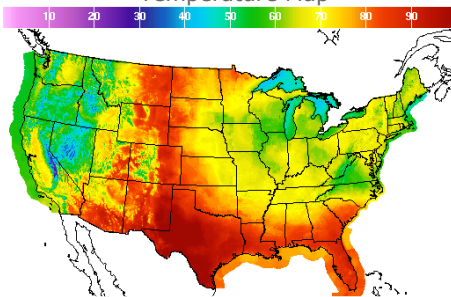
	Last	Change
US 2yr	0.1652	-0.012
US 10yr	0.6882	-0.0375
CAN 10yr	0.595	0.052

EQUITIES

	Last	Change
Nasdaq	9185.104	-49.724
TSX	899.028	12.1748
S&P 500	2922.94	-30.97

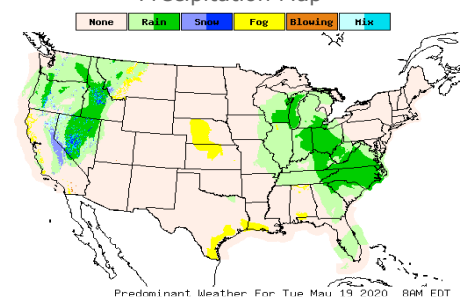
Weather Data

Temperature Map



City	HIGH °F	LOW °F
Calgary	57	50
Conway	77	61
Cushing	74	57
Denver	86	70
Houston	90	79
Mont Belvieu	89	76
Sarnia	63	51
Williston	83	68

Precipitation Map



This report has been prepared by PFL Petroleum Limited personnel for your information only and the views expressed are intended to provide market commentary and are not recommendations. This report is not an offer to sell or a solicitation of any offer to buy any security. The information contained herein has been compiled by PFL from sources believed to be reliable, but no representation or warranty, express or implied, is made by PFL Petroleum Limited, its affiliates or any other person as to its accuracy, completeness or correctness. Copyright 2017 PFL Petroleum Limited. All Rights Reserved