



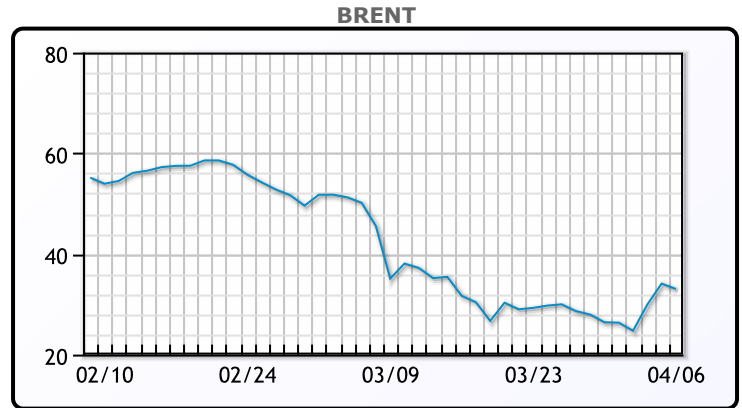
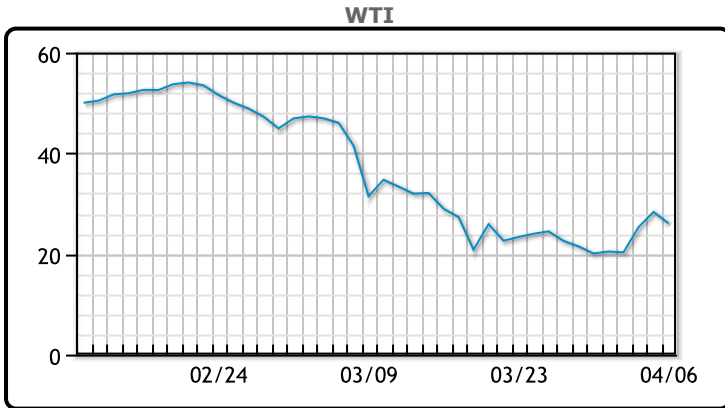
MARKET DAILY

<http://www.pflpetroleum.com>
 1865 Veterans Park Dr. Suite 303
 Naples, Florida 34109
 Phone: 239-390-2885
 Fax: 239-949-0611
 Apr 7, 2020 6:18 PM

Major Energy Futures		
	Settle	Change
Brent	33.05	0
Gas Oil	293.75	21
Natural Gas	1.731	0.069
RBOB	70.16	2.88
ULSD	104.57	7.55
WTI	26.08	0

Market Commentary
No commentary today

Crude & Product Markets

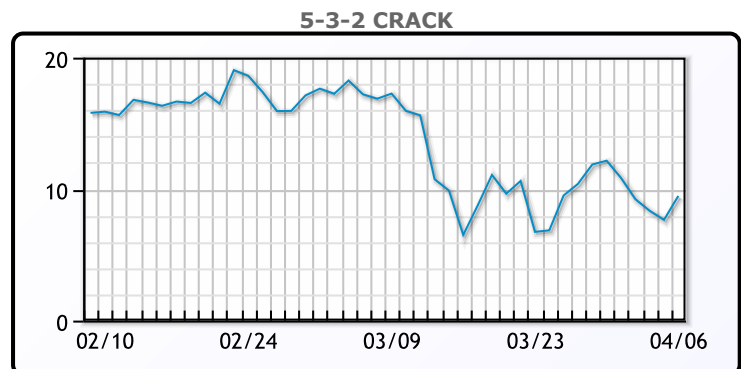
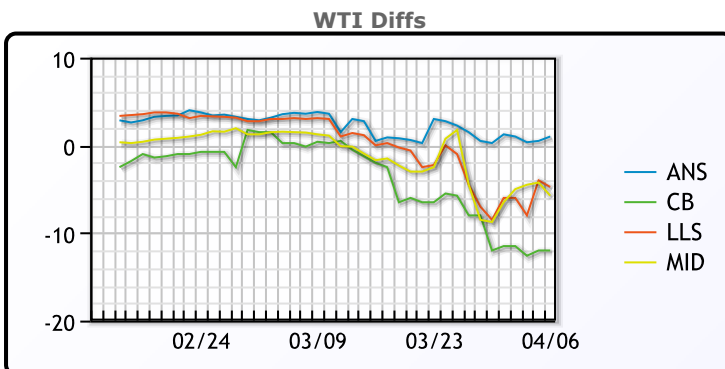


CRUDE

	Last	Week Ago	Month Ago
ANS	27.08	20.34	44.88
BLS	14.08	8.09	41.53
LLS	21.33	11.59	44.28
Mid	20.33	11.34	42.38
WTI	26.08	20.09	41.28

PRODUCTS

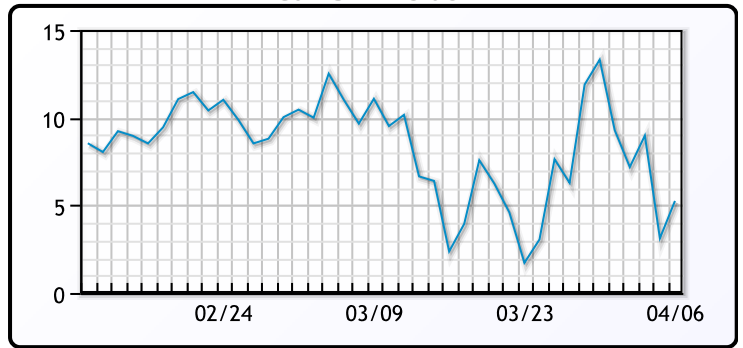
	Last	Week Ago	Month Ago
Gulf RBOB	59.66	53.68	127.53
Gulf ULSD	96.07	95.28	133.65
NYH RBOB	50.66	43.55	130.15
NYH ULSD	105.07	102.69	139.9
USGC 3%	23.13	15.38	36.63



3-2-1 Crack



Gulf 3-2-1 Crack



NGLs

MB

	Last	Week Ago	Month Ago
Butane	28.75	25.5	45.25
IsoButane	31.75	29.5	51.25
Natural Gasoline	37.5	35.25	98.25
Propane	28.375	24.75	36.125

CONWAY

	Last	Week Ago	Month Ago
Butane	26.25	25	43
IsoButane	30	35	59
Natural Gasoline	25	36	86
Propane	26.375	23.5	33.875

MB NON

	Last	Week Ago	Month Ago
Butane	32.75	26.5	47.25
IsoButane	31.75	29.5	51.25
Natural Gasoline	36	36	82.5
Propane	28.75	26.75	41

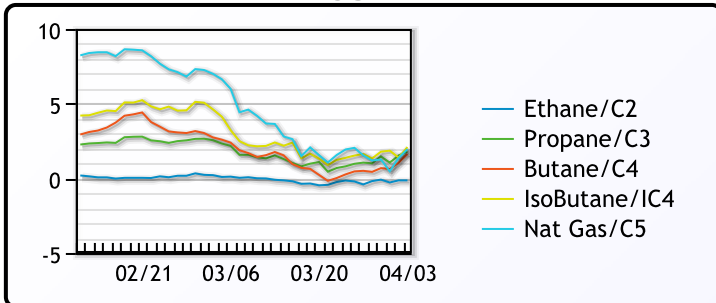
EDMONTON

	Last	Week Ago	Month Ago
Propane	18.5	15	24.5

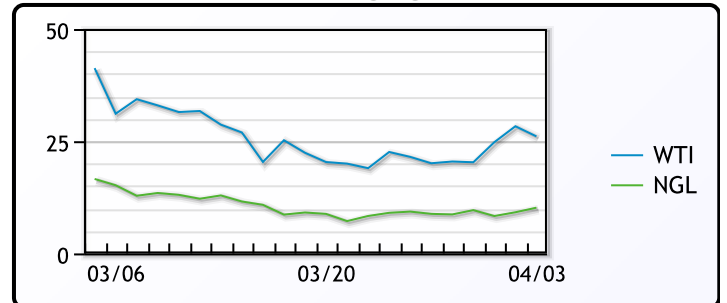
SARNIA

	Last	Week Ago	Month Ago
Propane	49	49	51.25

FRAC SPREAD



WTI vs NGL



FX

	Last	Change
CAD	1.411	-0.0001
DXY	100.775	0.199
Gold	1667.11	6.14

RATES

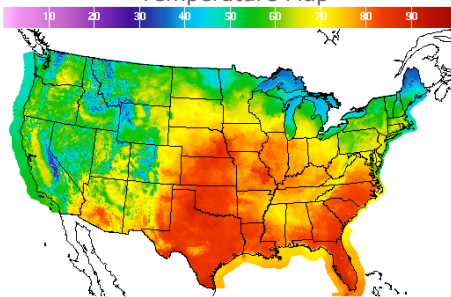
	Last	Change
US 2yr	0.2622	0.0333
US 10yr	0.6698	0.075
CAN 10yr	0.765	0.051

EQUITIES

	Last	Change
Nasdaq	7913.238	540.155
TSX	831.47	39.2749
S&P 500	2663.68	175.03

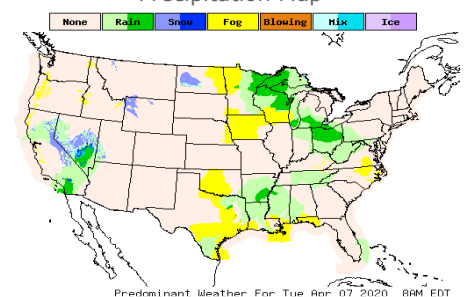
Weather Data

Temperature Map



City	HIGH °F	LOW °F
Calgary	31	22
Conway	46	37
Cushing	88	65
Denver	70	51
Houston	84	73
Mont Belvieu	84	73
Sarnia	53	51
Williston	55	37

Precipitation Map



This report has been prepared by PFL Petroleum Limited personnel for your information only and the views expressed are intended to provide market commentary and are not recommendations. This report is not an offer to sell or a solicitation of any offer to buy any security. The information contained herein has been compiled by PFL from sources believed to be reliable, but no representation or warranty, express or implied, is made by PFL Petroleum Limited, its affiliates or any other person as to its accuracy, completeness or correctness. Copyright 2017 PFL Petroleum Limited. All Rights Reserved