



# MARKET DAILY

<http://www.pflpetroleum.com>  
 1865 Veterans Park Dr. Suite 303  
 Naples, Florida 34109  
 Phone: 239-390-2885  
 Fax: 239-949-0611  
 Apr 3, 2020 6:09 PM

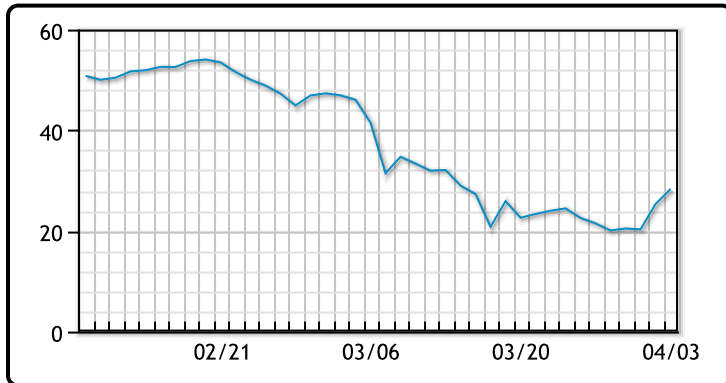
Major Energy Futures		
	Settle	Change
Brent	34.11	4.17
Gas Oil	297	4.25
Natural Gas	1.621	-0.035
RBOB	69.16	11.63
ULSD	107.06	6.28
WTI	28.34	3.02

## Market Commentary

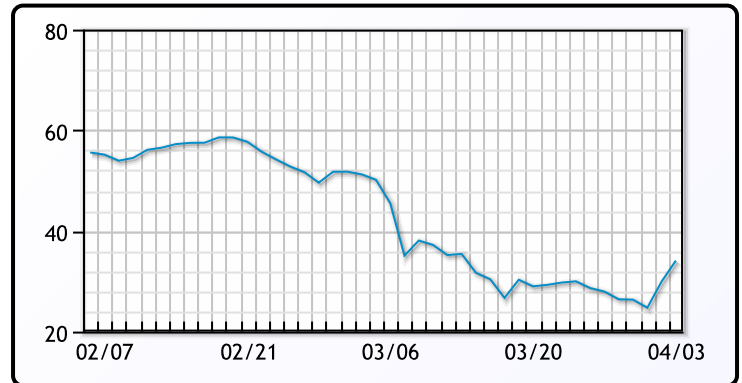
Oil prices posted their best week in history on the hope that a production cut deal will soon be reached. OPEC and its allies announced they will hold a virtual meeting on Monday, and Putin said he wants to see global action on cuts of around 10MM/bpd. It is highly unlikely that the group will agree to this without the US also participating. If the US does not participate, a production cut agreement is still expected but not near the magnitude of what the President announced earlier this week. But even if a deal is reached, many argue that prices could fall back into negative territory due to the unprecedented demand destruction caused by the coronavirus. In other words, the supply side is a secondary story to the demand hit. WTI traded up \$3.02 or 11.93% to close at \$28.34. Brent traded up \$4.17 or 13.93% to close at \$34.11.

## Crude & Product Markets

WTI



BRENT



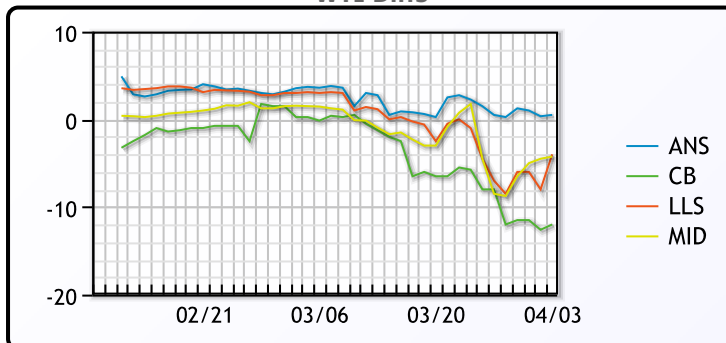
CRUDE

	Last	Week Ago	Month Ago
ANS	28.84	22.01	50.88
BLS	16.34	13.51	47.43
LLS	24.34	14.51	50.28
Mid	24.09	13.01	48.68
WTI	28.34	21.51	47.18

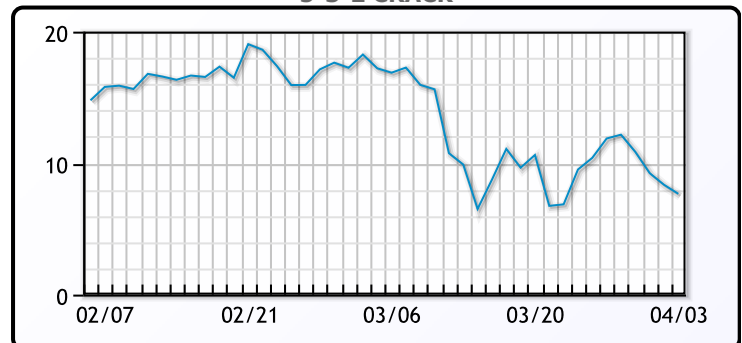
PRODUCTS

	Last	Week Ago	Month Ago
Gulf RBOB	59.91	54.36	141.26
Gulf ULSD	99.18	100.72	149.55
NYH RBOB	48.91	43.87	144.63
NYH ULSD	107.93	107.1	154.55
USGC 3%	22.38	16.63	42.13

WTI Diffs



5-3-2 CRACK



**3-2-1 Crack**



**Gulf 3-2-1 Crack**



**NGLs**

**MB**

	Last	Week Ago	Month Ago
Butane	31.75	26.25	49.5
IsoButane	34.75	30.25	62.5
Natural Gasoline	31.5	41	98.5
Propane	29.75	24.75	40.75

**CONWAY**

	Last	Week Ago	Month Ago
Butane	31	24.5	50.5
IsoButane	33	35	65
Natural Gasoline	28	39.75	97
Propane	27.5	24	38

**MB NON**

	Last	Week Ago	Month Ago
Butane	35.75	27.25	53.5
IsoButane	34.75	30.25	62.5
Natural Gasoline	40.25	39.5	95.25
Propane	27.5	26.75	40.63

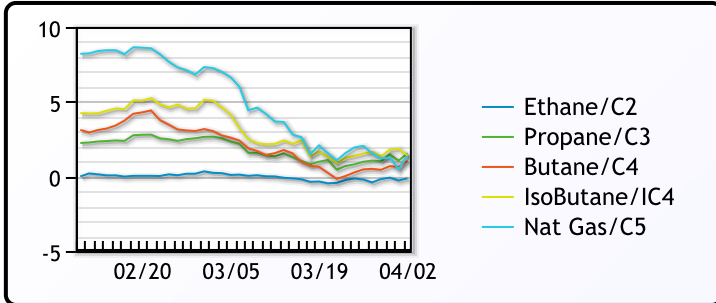
**EDMONTON**

	Last	Week Ago	Month Ago
Propane	17.5	14.75	25

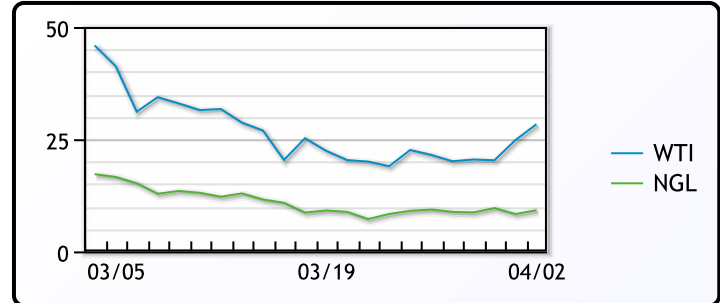
**SARNIA**

	Last	Week Ago	Month Ago
Propane	49	49	51.25

**FRAC SPREAD**



**WTI vs NGL**



**FX**

	Last	Change
CAD	1.4205	0.0067
DXY	100.682	0.502
Gold	1620.81	6.82

**RATES**

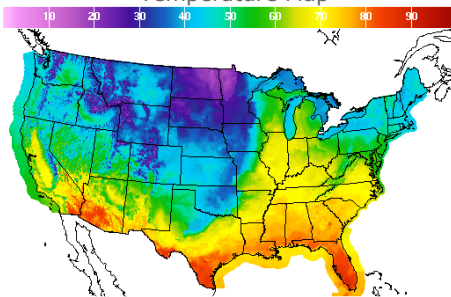
	Last	Change
US 2yr	0.2289	0.0034
US 10yr	0.5948	-0.0022
CAN 10yr	0.714	0.057

**EQUITIES**

	Last	Change
Nasdaq	7373.083	-114.228
TSX	792.2	-8.6065
S&P 500	2488.65	-38.25

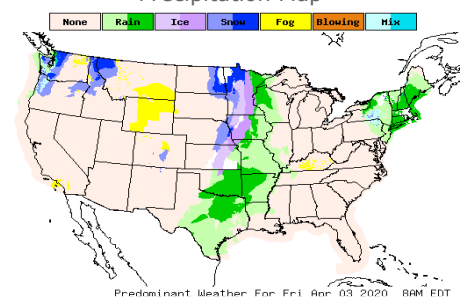
**Weather Data**

**Temperature Map**



City	HIGH °F	LOW °F
Calgary	18	13
Conway	19	7
Cushing	36	34
Denver	41	33
Houston	76	70
Mont Belvieu	76	69
Sarnia	48	38
Williston	30	24

**Precipitation Map**



This report has been prepared by PFL Petroleum Limited personnel for your information only and the views expressed are intended to provide market commentary and are not recommendations. This report is not an offer to sell or a solicitation of any offer to buy any security. The information contained herein has been compiled by PFL from sources believed to be reliable, but no representation or warranty, express or implied, is made by PFL Petroleum Limited, its affiliates or any other person as to its accuracy, completeness or correctness. Copyright 2017 PFL Petroleum Limited. All Rights Reserved