



MARKET DAILY

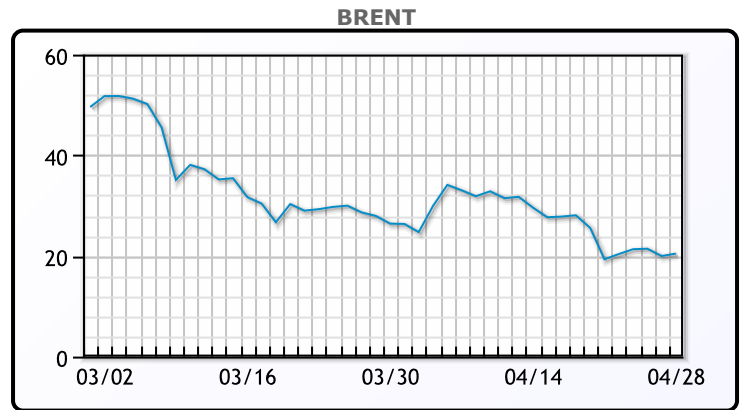
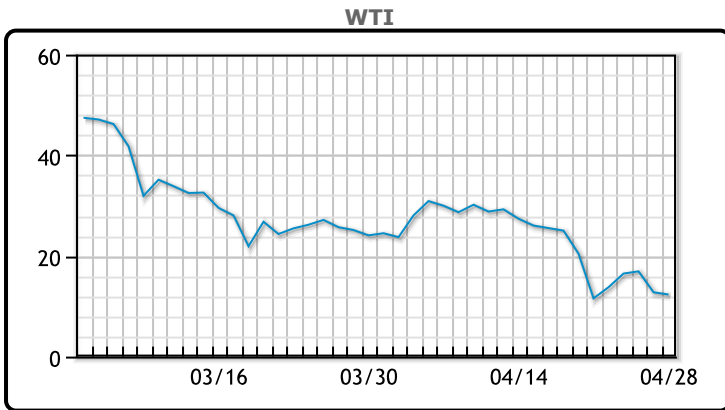
<https://www.pflpetroleum.com>
 1865 Veterans Park Dr. Suite 303
 Naples, Florida 34109
 Phone: 239-390-2885
 Fax: 239-949-0611
 Apr 28, 2020 7:04 PM

Major Energy Futures		
	Settle	Change
Brent	20.46	0.47
Gas Oil	191.5	-14.25
Natural Gas	1.948	0.032
RBOB	66.72	1.89
ULSD	63.08	2.04
WTI	12.34	-0.44

Market Commentary

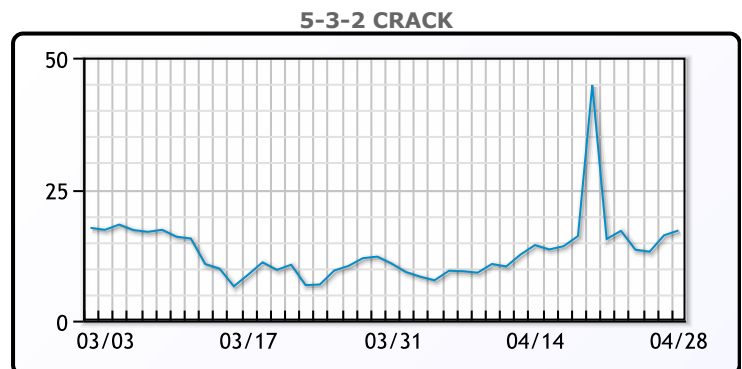
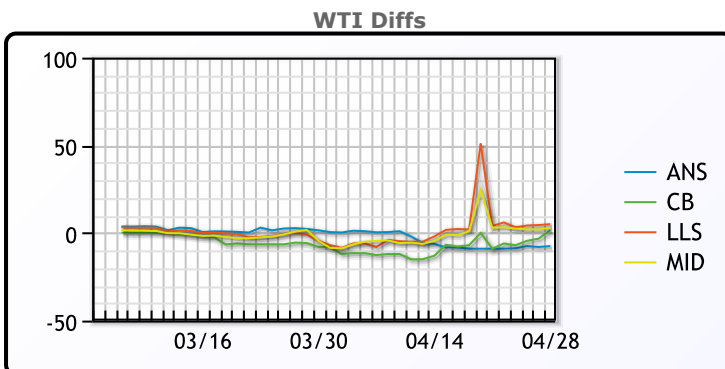
Oil dropped 3% to close out a volatile session whipsawing between gains and losses. Oil started the morning down 25%, quickly reversing losses and going positive, before trading down to close the session. Prices had a little bit of upward pressure amid optimism that the US is gradually reopening. This will definitely provide a temporary boost to prices and give traders some room to breathe. The front month contract is still under tremendous pressure as storage across the country is nearly impossible to find. "Yesterdas and todays moves by the USO is a recognition of the bleak prospects for the US oil sector in May and June," said Cailin Birch, global economist at The Economist Intelligence Unit. WTI traded up down \$.44 or -3.44% to close at \$12.34. Brent traded up \$.47 or 2.36% to close at \$20.46.

Crude & Product Markets

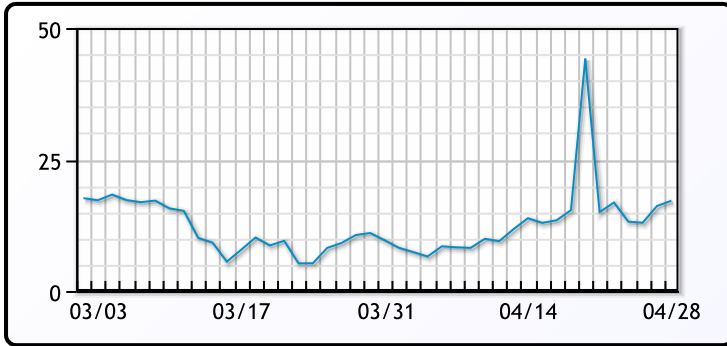


CRUDE			
	Last	Week Ago	Month Ago
ANS	4.84	1.01	22.01
BLS	13.84	1.01	13.51
LLS	17.34	14.01	14.51
Mid	15.34	13.01	13.01
WTI	12.34	10.01	21.51

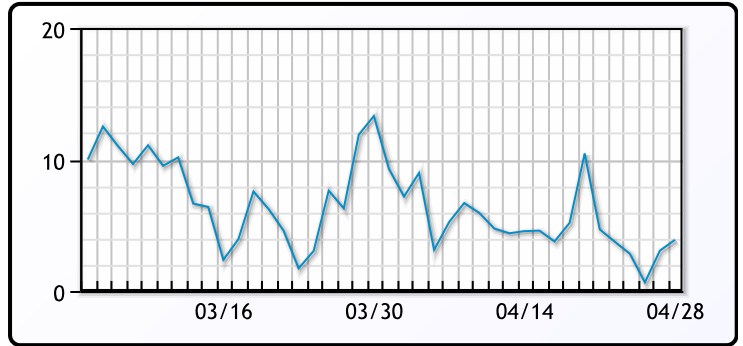
PRODUCTS			
	Last	Week Ago	Month Ago
Gulf RBOB	63.65	48.7	54.36
Gulf ULSD	55.46	69.42	100.72
NYH RBOB	60.6	41.03	43.87
NYH ULSD	62.83	71.69	107.1
USGC 3%	13.63	12.13	16.63



3-2-1 Crack



Gulf 3-2-1 Crack



NGLs

MB

	Last	Week Ago	Month Ago
Butane	31.25	27.5	26.25
IsoButane	32	30	30.25
Natural Gasoline	29.5	36.13	35.25
Propane	33.125	31.5	24.75

CONWAY

	Last	Week Ago	Month Ago
Butane	29	28	24.5
IsoButane	35.25	32	35
Natural Gasoline	25	22.5	39.75
Propane	34.5	33	24

MB NON

	Last	Week Ago	Month Ago
Butane	34	30.25	27.25
IsoButane	32	30	30.25
Natural Gasoline	30.5	30	39.5
Propane	33.13	36.5	26.75

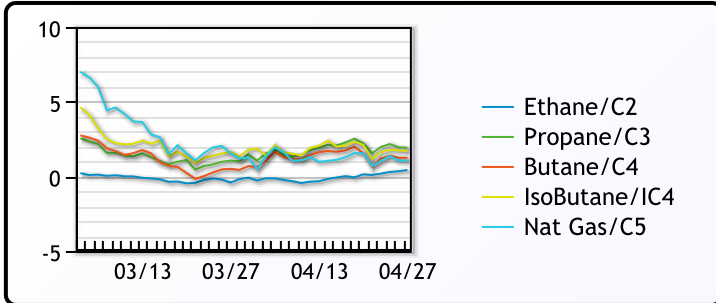
EDMONTON

	Last	Week Ago	Month Ago
Propane	30.5	30.25	15

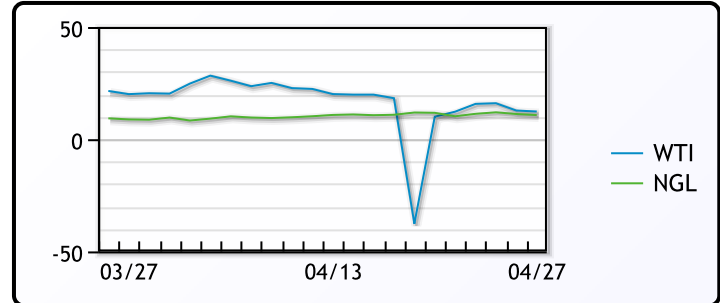
SARNIA

	Last	Week Ago	Month Ago
Propane	60.25	63.5	49

FRAC SPREAD



WTI vs NGL



FX

	Last	Change
CAD	1.4	0.0002
DXY	99.86501	-0.17599
Gold	1705.04	-2.75

RATES

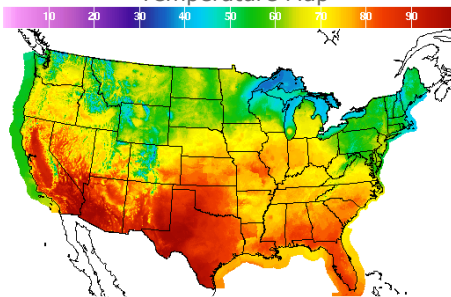
	Last	Change
US 2yr	0.2112	-0.0111
US 10yr	0.6129	-0.0476
CAN 10yr	0.576	-0.049

EQUITIES

	Last	Change
Nasdaq	8607.731	-122.433
TSX	894.166	9.6397
S&P 500	2863.39	-15.09

Weather Data

Temperature Map



City	HIGH °F	LOW °F
Calgary	61	45
Conway	54	48
Cushing	78	58
Denver	71	53
Houston	82	77
Mont Belvieu	78	76
Sarnia	63	52
Williston	52	42

Precipitation Map

