



MARKET DAILY

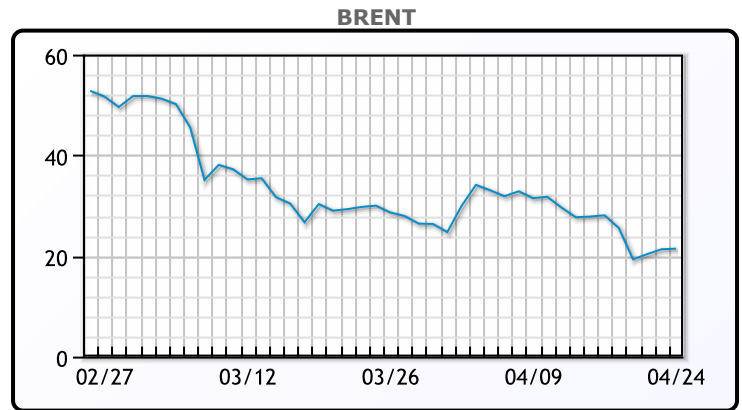
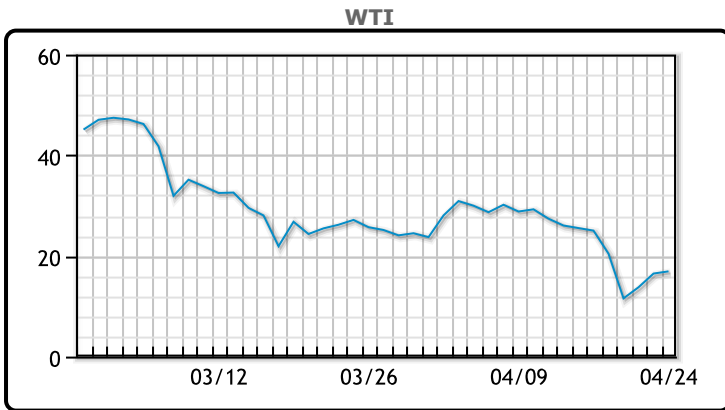
<http://www.pflpetroleum.com>
 1865 Veterans Park Dr. Suite 303
 Naples, Florida 34109
 Phone: 239-390-2885
 Fax: 239-949-0611
 Apr 24, 2020 6:29 PM

Major Energy Futures		
	Settle	Change
Brent	21.44	0.11
Gas Oil	205	15.75
Natural Gas	1.746	-0.124
RBOB	66.12	0.52
ULSD	64.67	0.34
WTI	16.94	0.44

Market Commentary

Oil ended the volatile week lower, trading slightly higher for the day as Canadian and US producers continue to cut rig count. US oil firms cut the most rigs in one month since 2015, with the active rigs in Canada falling to a record low. This weeks declines mark the 8th out of 9 straight weeks. Continental Resources Inc, the largest oil producer in North Dakota, has halted most of its production in the U.S. and notified some customers it would not supply crude, people familiar with the matter said. According to Kpler, onshore oil storage in the US is now at 85% capacity. Oil producers, especially the OPEC cartel, will likely be called upon to take more dramatic production cutting steps. WTI traded up \$.44 or 2.67% to close at \$16.94. Brent traded up \$.11 or .52% to close at \$21.44.

Crude & Product Markets

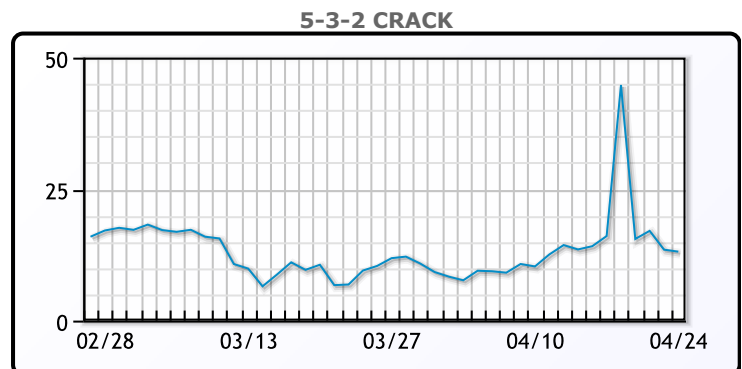
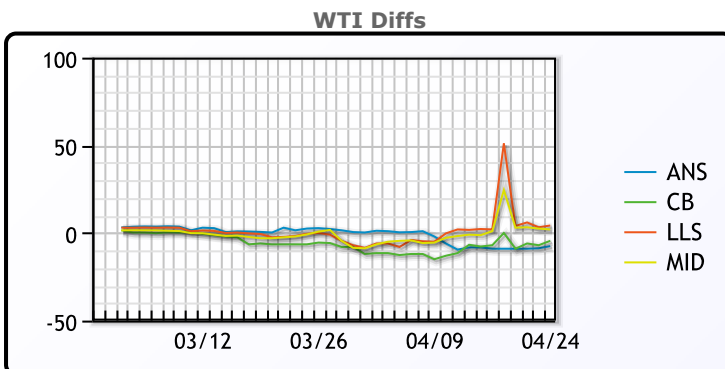


CRUDE

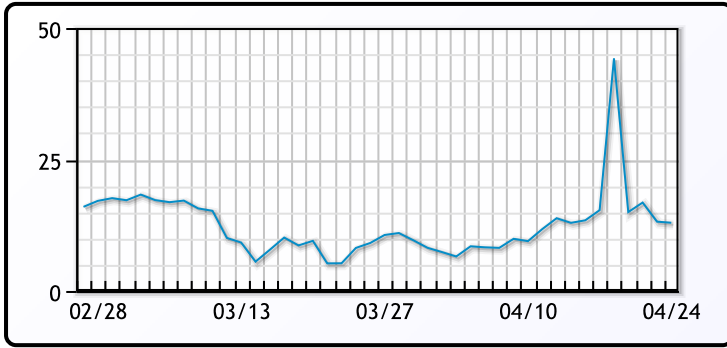
	Last	Week Ago	Month Ago
ANS	8.54	9.27	22.76
BLS	11.54	11.27	14.51
LLS	20.29	20.27	20.01
Mid	18.04	19.27	20.76
WTI	16.04	18.27	20.01

PRODUCTS

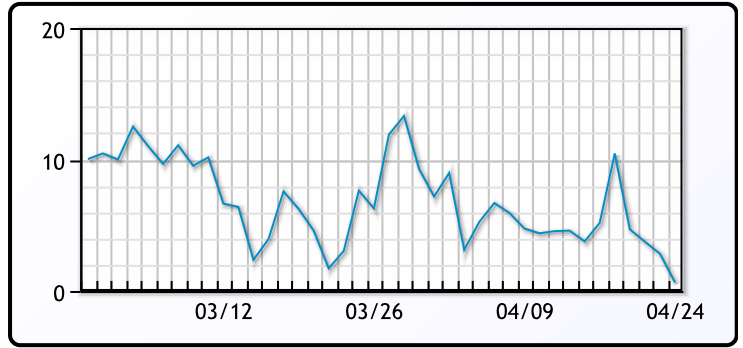
	Last	Week Ago	Month Ago
Gulf RBOB	61.76	63.94	42.8
Gulf ULSD	55.78	88.63	101.36
NYH RBOB	58.87	54.57	30.12
NYH ULSD	63.92	94.63	109.03
USGC 3%	14.63	17.63	19.88



3-2-1 Crack



Gulf 3-2-1 Crack



NGLs

MB

	Last	Week Ago	Month Ago
Butane	32	38	21
IsoButane	34.25	39	29
Natural Gasoline	35.25	31.25	30
Propane	34	38.75	22

CONWAY

	Last	Week Ago	Month Ago
Butane	30.5	35	21
IsoButane	34.75	37	38
Natural Gasoline	25	30	35
Propane	35.25	38.25	21.5

MB NON

	Last	Week Ago	Month Ago
Butane	34.75	40.5	22
IsoButane	34.25	39	29
Natural Gasoline	32.25	40.5	35
Propane	37	34.5	23

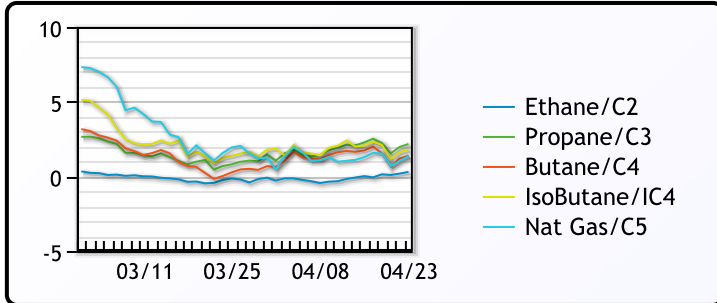
EDMONTON

	Last	Week Ago	Month Ago
Propane	32.5	29	11

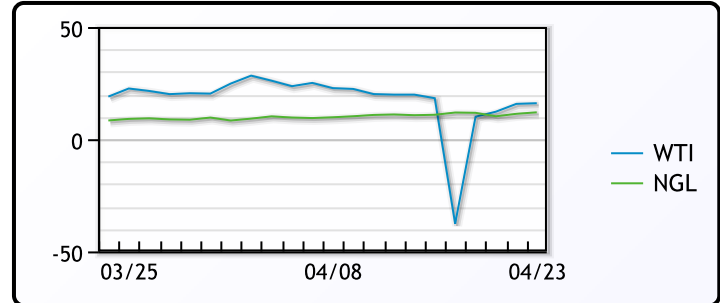
SARNIA

	Last	Week Ago	Month Ago
Propane	61.25	60.5	49

FRAC SPREAD



WTI vs NGL



FX

	Last	Change
CAD	1.4103	0.003
DXY	100.38	-0.053
Gold	1729.6	-0.91

RATES

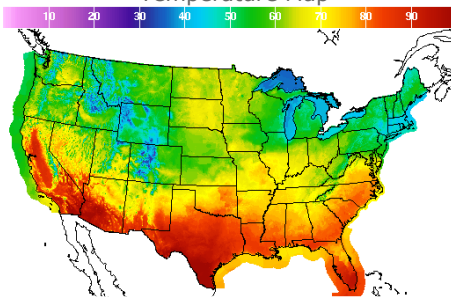
	Last	Change
US 2yr	0.2245	0.0054
US 10yr	0.6008	-0.0007
CAN 10yr	0.581	-0.018

EQUITIES

	Last	Change
Nasdaq	8634.52	139.767
TSX	873.14	11.1684
S&P 500	2836.74	38.94

Weather Data

Temperature Map



City	HIGH °F	LOW °F
Calgary	56	40
Conway	54	46
Cushing	72	53
Denver	57	44
Houston	88	75
Mont Belvieu	83	71
Sarnia	44	36
Williston	55	44

Precipitation Map

