



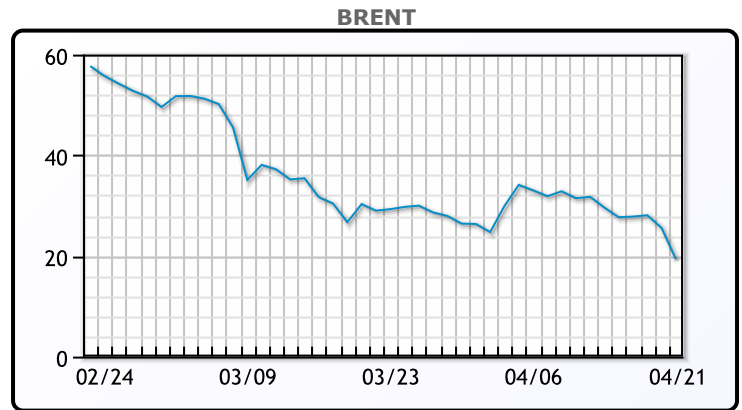
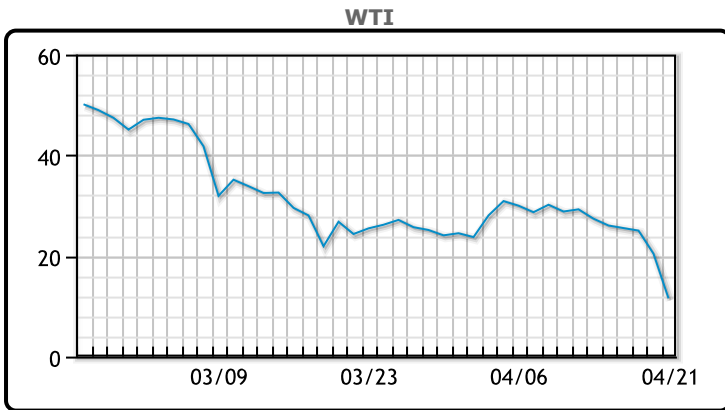
MARKET DAILY

<http://www.pflpetroleum.com>
 1865 Veterans Park Dr. Suite 303
 Naples, Florida 34109
 Phone: 239-390-2885
 Fax: 239-949-0611
 Apr 21, 2020 8:11 PM

Major Energy Futures		
	Settle	Change
Brent	19.33	-2.51
Gas Oil	216	-45.75
Natural Gas	1.821	-0.103
RBOB	51.03	-15.8
ULSD	72.69	-16.09
WTI	11.57	-4.6

Market Commentary
No commentary today

Crude & Product Markets

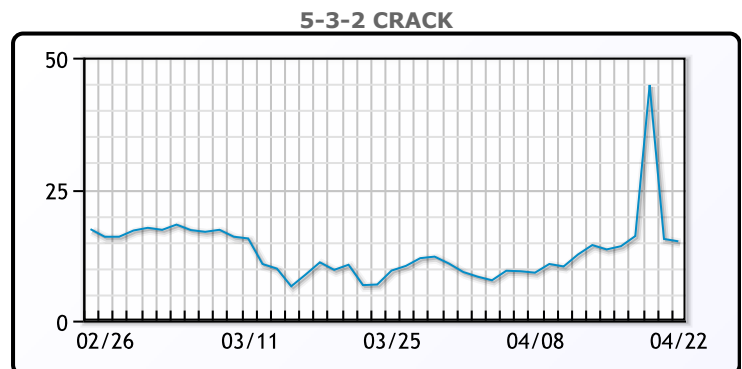
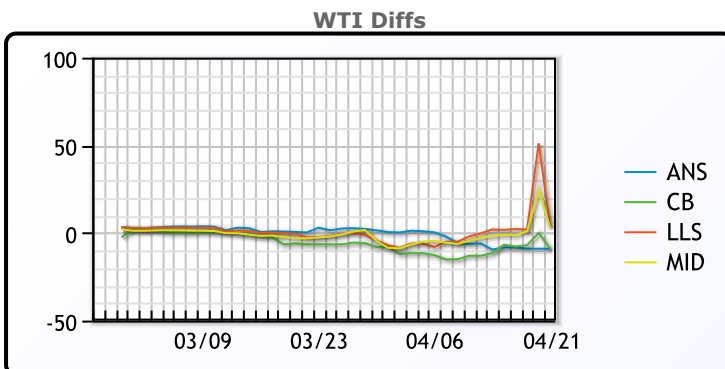


CRUDE

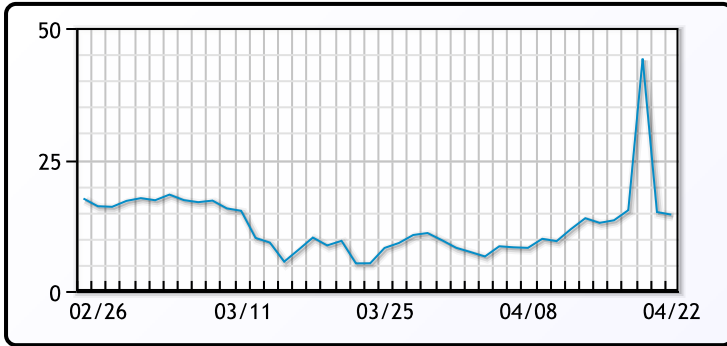
	Last	Week Ago	Month Ago
ANS	1.01	10.61	23.93
BLS	1.01	8.61	15.93
LLS	14.01	22.11	20.68
Mid	13.01	18.36	20.43
WTI	10.01	20.11	22.43

PRODUCTS

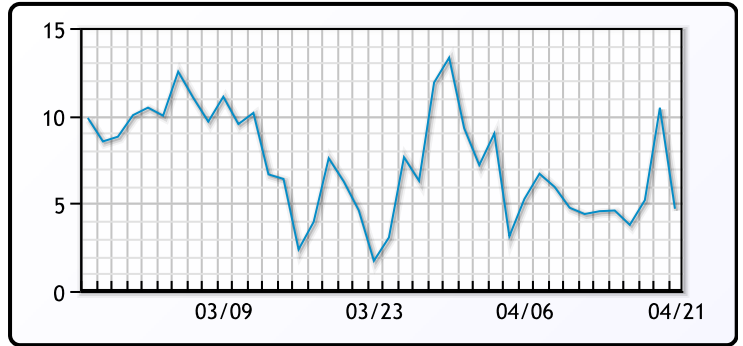
	Last	Week Ago	Month Ago
Gulf RBOB	48.7	64.75	53.42
Gulf ULSD	69.42	86.67	94.01
NYH RBOB	41.03	54.5	50.54
NYH ULSD	71.69	93.17	101.38
USGC 3%	12.13	20.13	20.88



3-2-1 Crack



Gulf 3-2-1 Crack



NGLs

MB

	Last	Week Ago	Month Ago
Butane	27.5	35.625	23.75
IsoButane	30	37.125	30.75
Natural Gasoline	36.13	30.75	36
Propane	31.5	35.25	24

CONWAY

	Last	Week Ago	Month Ago
Butane	28	31.5	23.5
IsoButane	32	34.25	44
Natural Gasoline	22.5	25	38
Propane	33	34	22.5

MB NON

	Last	Week Ago	Month Ago
Butane	30.25	38.125	24.75
IsoButane	30	37.125	30.75
Natural Gasoline	30	35.25	36.5
Propane	36.5	34.13	27.25

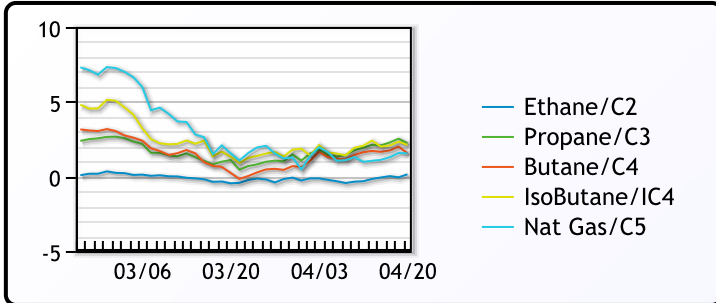
EDMONTON

	Last	Week Ago	Month Ago
Propane	30.25	25.75	13.25

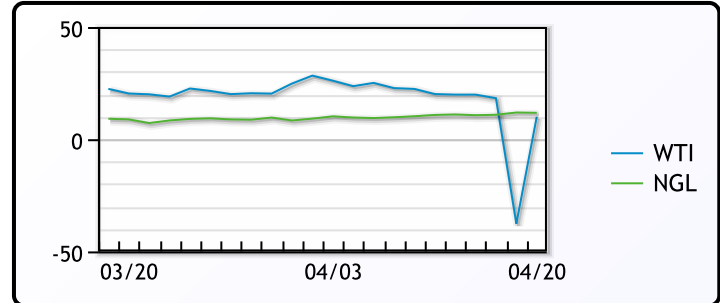
SARNIA

	Last	Week Ago	Month Ago
Propane	63.5	57	49

FRAC SPREAD



WTI vs NGL



FX

	Last	Change
CAD	1.4192	-0.0019
DXY	100.199	-0.059
Gold	1687.85	1.65

RATES

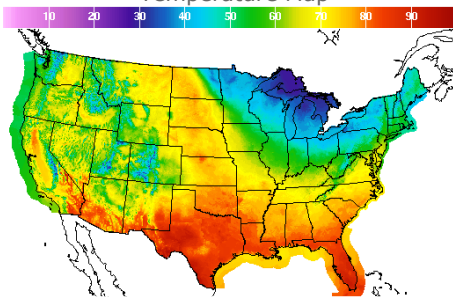
	Last	Change
US 2yr	0.2034	0
US 10yr	0.5738	0.0047
CAN 10yr	0.58	-0.048

EQUITIES

	Last	Change
Nasdaq	8263.229	-297.5
TSX	844.626	-27.3511
S&P 500	2736.56	-86.6

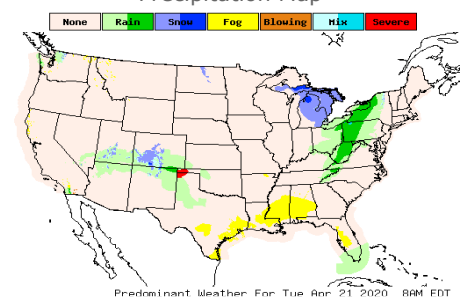
Weather Data

Temperature Map



City	HIGH °F	LOW °F
Calgary	63	45
Conway	38	33
Cushing	78	61
Denver	60	48
Houston	79	71
Mont Belvieu	77	69
Sarnia	36	27
Williston	72	55

Precipitation Map



This report has been prepared by PFL Petroleum Limited personnel for your information only and the views expressed are intended to provide market commentary and are not recommendations. This report is not an offer to sell or a solicitation of any offer to buy any security. The information contained herein has been compiled by PFL from sources believed to be reliable, but no representation or warranty, express or implied, is made by PFL Petroleum Limited, its affiliates or any other person as to its accuracy, completeness or correctness. Copyright 2017 PFL Petroleum Limited. All Rights Reserved