



# MARKET DAILY

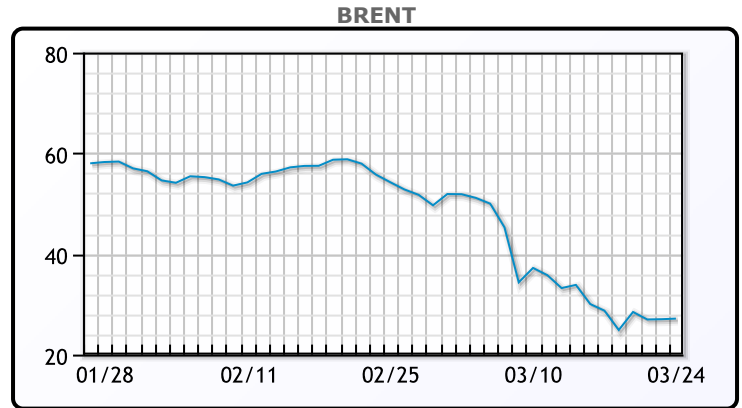
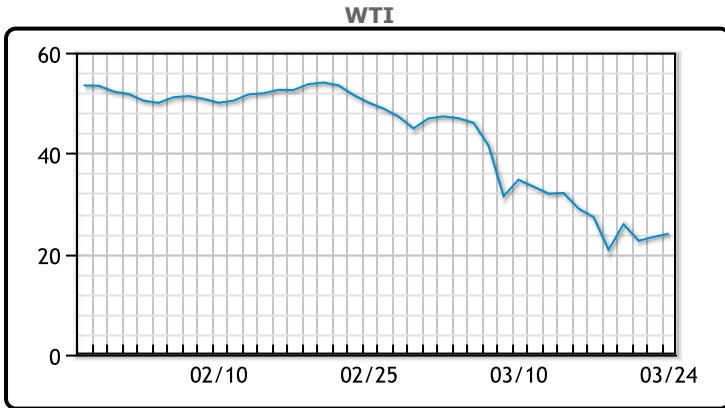
<http://www.pflpetroleum.com>  
 1865 Veterans Park Dr. Suite 303  
 Naples, Florida 34109  
 Phone: 239-390-2885  
 Fax: 239-949-0611  
 Mar 24, 2020 5:23 PM

Major Energy Futures		
	Settle	Change
Brent	27.15	0.05
Gas Oil	303.25	-15
Natural Gas	1.653	-0.002
RBOB	44.37	-19.36
ULSD	108.03	0.98
WTI	24.01	0.73

**Market Commentary**

WTI has shed nearly 60% of its value since the start of this year. This being said the US and Saudi Arabia have been discussing the idea of setting up an oil accord. This agreement would amount to a cartel to influence the market to be more favorable. The US Oil Industry has suffered greatly from the Saudi Arabian - Russian Oil Price War as well as the COVID-19. Producers continue to cut prices, slash spending plans, suspending share buybacks and asking providers to discount their services. According to Reuters' John Kemp, it has further to fall unless the economic outlook for the country—and the world—improves sharply and quickly.

## Crude & Product Markets

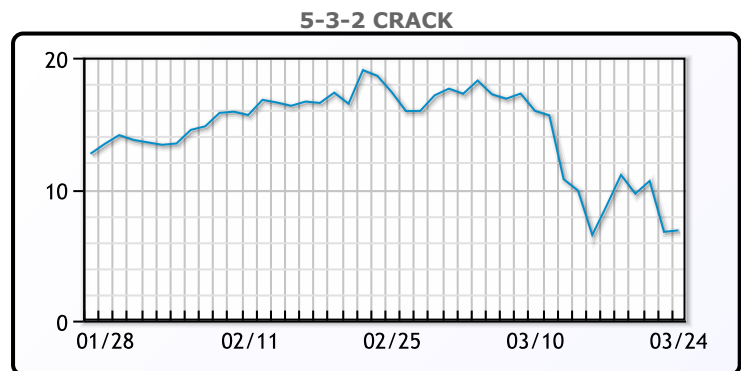
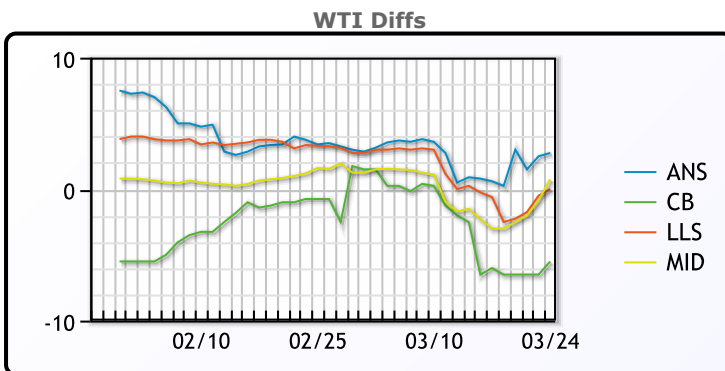


**CRUDE**

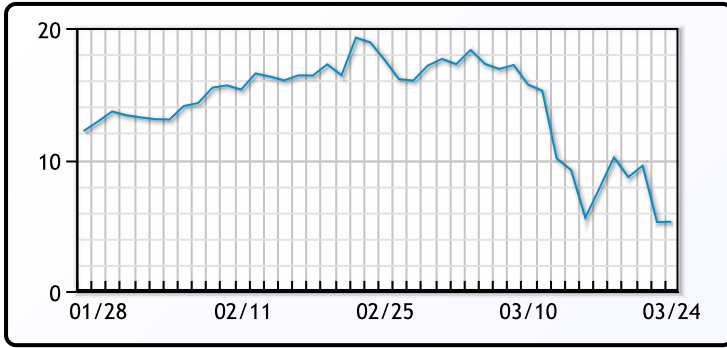
	Last	Week Ago	Month Ago
ANS	22.76	27.55	54.83
CB	14.51	20.95	50.58
LLS	20.01	26.35	54.58
Mid	20.76	23.95	52.88
WTI	20.01	26.95	51.33

**PRODUCTS**

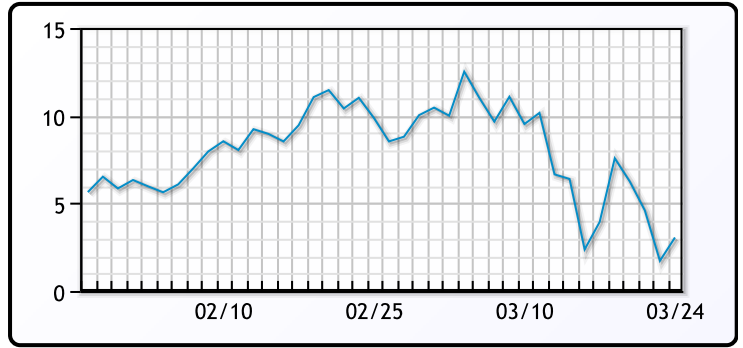
	Last	Week Ago	Month Ago
Gulf RBOB	42.8	70.64	157.2
Gulf ULSD	101.36	97.44	155.92
NYH RBOB	30.12	61.64	160.79
NYH ULSD	109.03	104.69	161.27
USGC 3%	19.88	20.63	45.13



3-2-1 Crack



Gulf 3-2-1 Crack



NGLs

MB

	Last	Week Ago	Month Ago
Butane	21	29.625	57.75
IsoButane	29	36.625	64
Natural Gasoline	30	51	114.5
Propane	22	27	40.75

CONWAY

	Last	Week Ago	Month Ago
Butane	21	28	55
IsoButane	38	55	65
Natural Gasoline	35	51	104.75
Propane	21.5	26.125	38.5

MB NON

	Last	Week Ago	Month Ago
Butane	22	30.625	64.75
IsoButane	29	36.625	64
Natural Gasoline	35	49.5	106
Propane	23	32.25	43

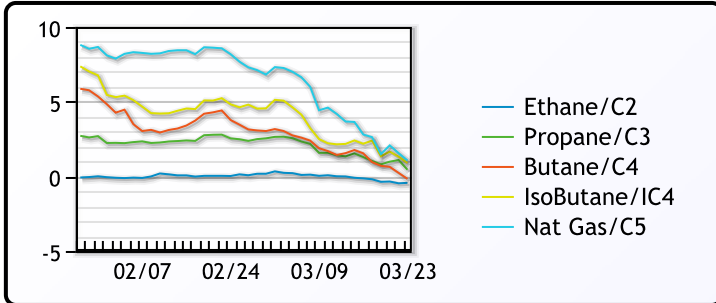
EDMONTON

	Last	Week Ago	Month Ago
Propane	11	15.25	30.75

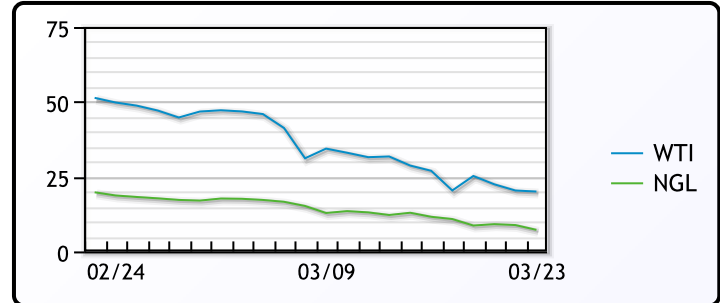
SARNIA

	Last	Week Ago	Month Ago
Propane	49	49	53.5

FRAC SPREAD



WTI vs NGL



FX

	Last	Change
CAD	1.4472	0.001
DXY	101.834	-0.653
Gold	1629.41	-2.91

RATES

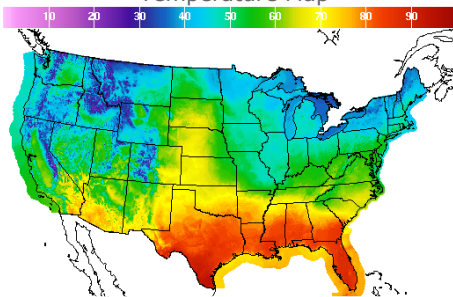
	Last	Change
US 2yr	0.3715	0.0592
US 10yr	0.8466	0.0603
CAN 10yr	0.874	0.081

EQUITIES

	Last	Change
Nasdaq	7417.857	557.184
TSX	772.42	85.1492
S&P 500	2447.33	209.93

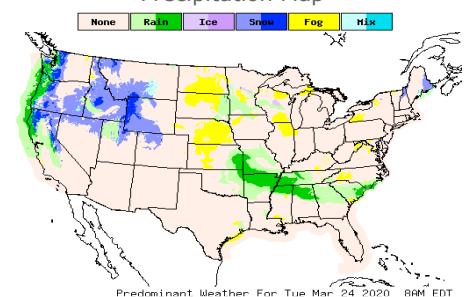
Weather Data

Temperature Map



City	HIGH °F	LOW °F
Calgary	26	20
Conway	38	25
Cushing	69	57
Denver	60	39
Houston	83	72
Mont Belvieu	83	70
Sarnia	41	33
Williston	47	28

Precipitation Map



This report has been prepared by PFL Petroleum Limited personnel for your information only and the views expressed are intended to provide market commentary and are not recommendations. This report is not an offer to sell or a solicitation of any offer to buy any security. The information contained herein has been compiled by PFL from sources believed to be reliable, but no representation or warranty, express or implied, is made by PFL Petroleum Limited, its affiliates or any other person as to its accuracy, completeness or correctness. Copyright 2017 PFL Petroleum Limited. All Rights Reserved