



MARKET DAILY

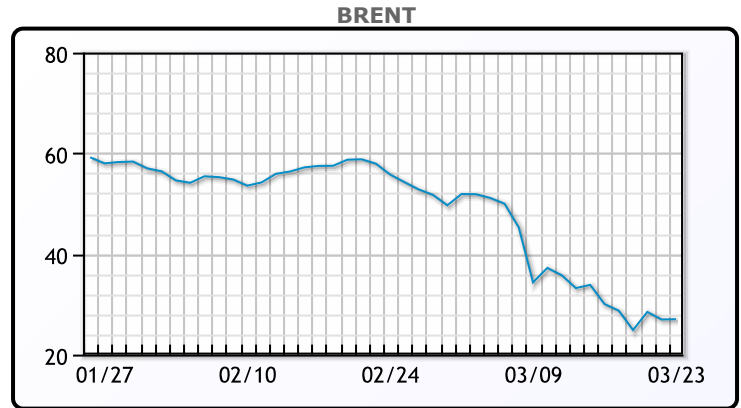
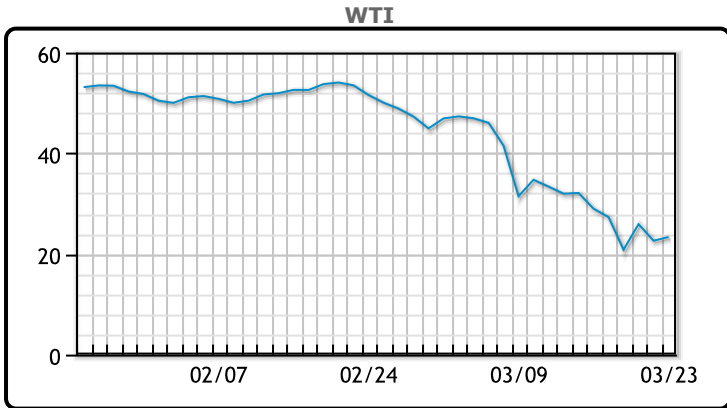
<http://www.pflpetroleum.com>
 1865 Veterans Park Dr. Suite 303
 Naples, Florida 34109
 Phone: 239-390-2885
 Fax: 239-949-0611
 Mar 23, 2020 6:29 PM

Major Energy Futures		
	Settle	Change
Brent	27.03	0.05
Gas Oil	286	13.25
Natural Gas	1.602	-0.002
RBOB	41.18	-19.36
ULSD	101.61	0.98
WTI	23.36	0.73

Market Commentary

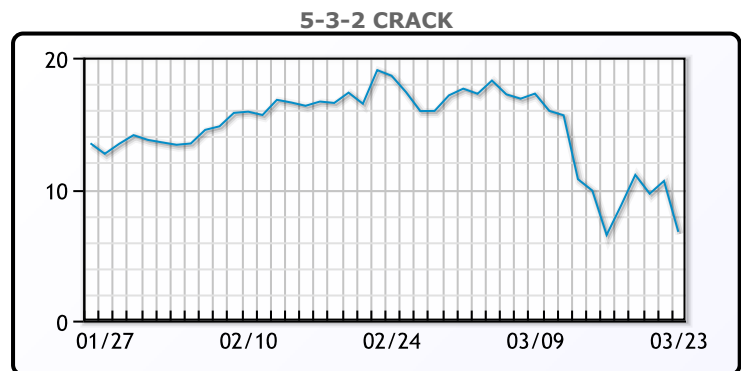
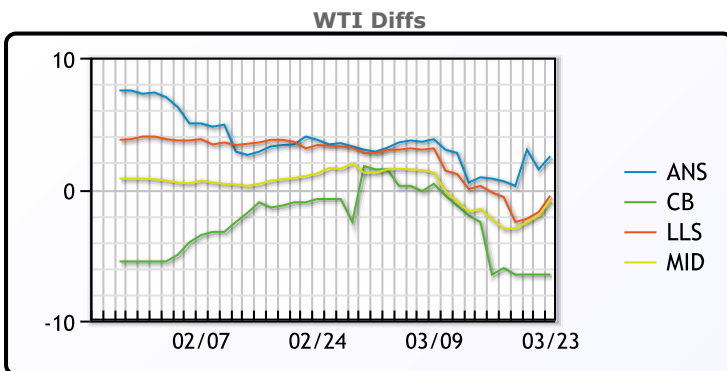
Oil prices had a volatile day to say the least, jumping at the end of the day to close higher. Prices alternated between gains and losses all throughout the morning, with prices down 6% at one point. The rapid decline in prices has wreaked havoc in other areas of the financial markets, as investors have been forced to sell other assets such as Treasuries or equities indiscriminately to cover losses in their energy positions. Traders are attempting to quantify what increasingly strict travel restrictions and stay-at-home mandates will mean for longer-term crude demand, causing prices to swing in either direction. One thing for sure, the impact on transportation fuels in Europe and the U.S. is just beginning. Traders are also eyeing a stimulus bill from Washington, which could provide a boost for oil prices. WTI traded up \$.73 or 3.22% to close at \$23.36. Brent traded up \$.05 or .19% to close at \$27.03.

Crude & Product Markets

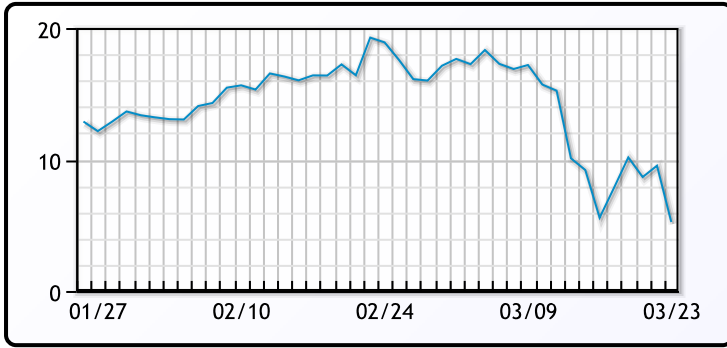


CRUDE			
	Last	Week Ago	Month Ago
ANS	22.86	29.5	56.7
CB	13.86	22.2	52.55
LLS	19.86	28.45	56.6
Mid	19.51	26.4	54.9
WTI	20.36	28.7	53.3

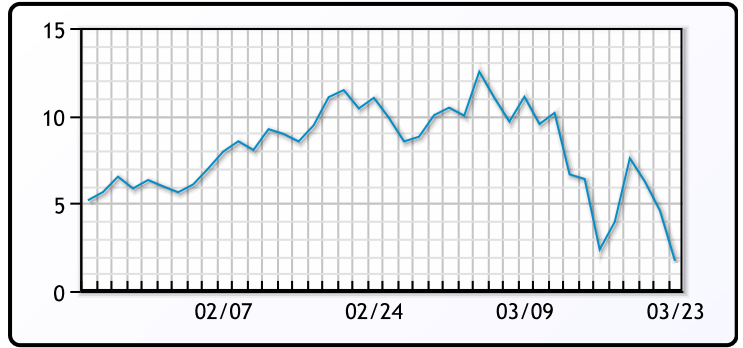
PRODUCTS			
	Last	Week Ago	Month Ago
Gulf RBOB	39.47	70.99	161.37
Gulf ULSD	95.19	99.41	162.9
NYH RBOB	28.18	57.24	164.93
NYH ULSD	102.36	105.66	168.66
USGC 3%	20.13	19.88	45.38



3-2-1 Crack



Gulf 3-2-1 Crack



NGLs

MB

	Last	Week Ago	Month Ago
Butane	23.75	37.125	65.125
IsoButane	30.75	43.125	67.125
Natural Gasoline	36	61	115.5
Propane	24	31.5	44.25

CONWAY

	Last	Week Ago	Month Ago
Butane	23.5	31	60.5
IsoButane	44	64.5	67
Natural Gasoline	38	64.5	110.25
Propane	22.5	30.625	41.75

MB NON

	Last	Week Ago	Month Ago
Butane	24.75	40.125	72.125
IsoButane	30.75	43.125	67.125
Natural Gasoline	36.5	60.5	112.75
Propane	27.25	37	44.37

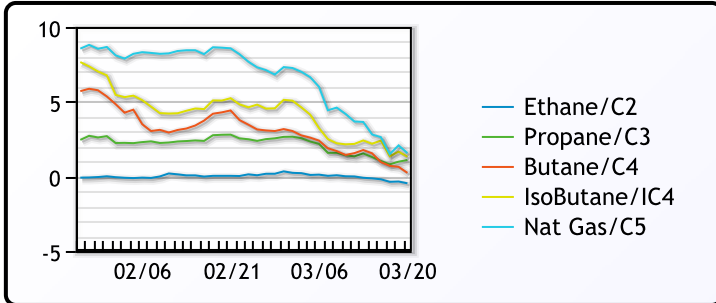
EDMONTON

	Last	Week Ago	Month Ago
Propane	13.25	17.5	24.88

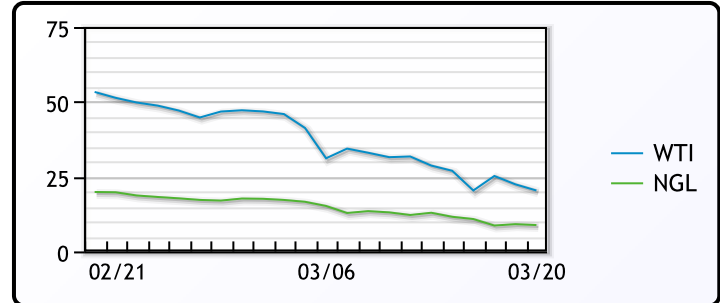
SARNIA

	Last	Week Ago	Month Ago
Propane	49	49	53.5

FRAC SPREAD



WTI vs NGL



FX

	Last	Change
CAD	1.4493	-0.0001
DXY	102.487	-0.33
Gold	1561.91	8.68

RATES

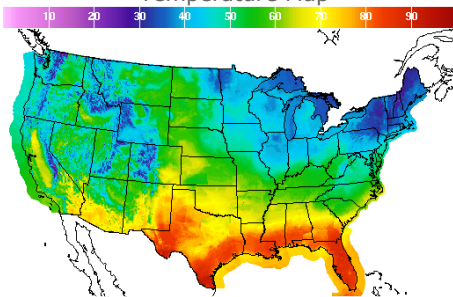
	Last	Change
US 2yr	0.3123	-0.0011
US 10yr	0.7863	-0.0591
CAN 10yr	0.793	-0.076

EQUITIES

	Last	Change
Nasdaq	6860.673	-18.845
TSX	687.27	-34.7144
S&P 500	2237.4	-67.52

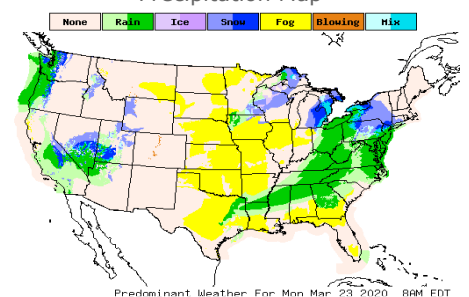
Weather Data

Temperature Map



City	HIGH °F	LOW °F
Calgary	45	31
Conway	36	28
Cushing	61	56
Denver	55	36
Houston	81	70
Mont Belvieu	81	67
Sarnia	36	29
Williston	54	41

Precipitation Map



This report has been prepared by PFL Petroleum Limited personnel for your information only and the views expressed are intended to provide market commentary and are not recommendations. This report is not an offer to sell or a solicitation of any offer to buy any security. The information contained herein has been compiled by PFL from sources believed to be reliable, but no representation or warranty, express or implied, is made by PFL Petroleum Limited, its affiliates or any other person as to its accuracy, completeness or correctness. Copyright 2017 PFL Petroleum Limited. All Rights Reserved