



# MARKET DAILY

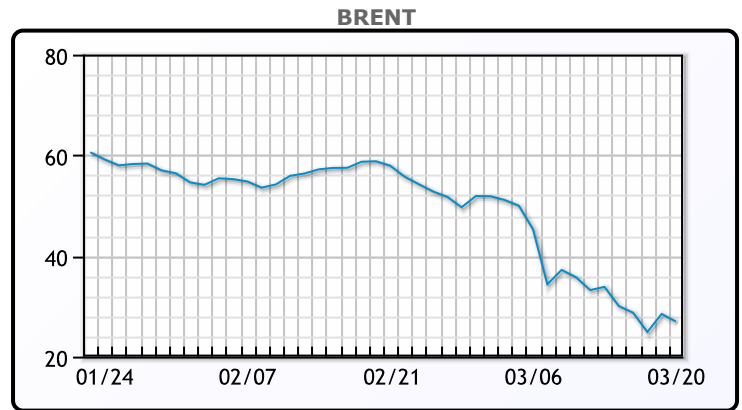
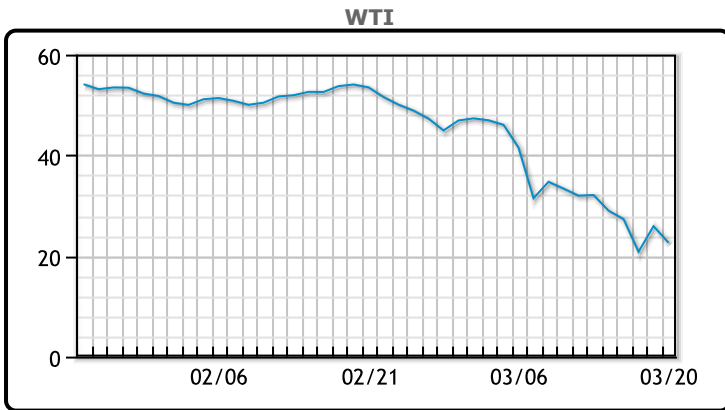
<http://www.pflpetroleum.com>  
 1865 Veterans Park Dr. Suite 303  
 Naples, Florida 34109  
 Phone: 239-390-2885  
 Fax: 239-949-0611  
 Mar 20, 2020 6:41 PM

Major Energy Futures		
	Settle	Change
Brent	26.98	-1.49
Gas Oil	301	16.5
Natural Gas	1.604	0.05
RBOB	60.54	4.73
ULSD	100.63	8.75
WTI	22.63	-3.28

**Market Commentary**

Crude oil prices traded down significantly again today as the volatility seems to be unrelenting. Yesterday was WTI's biggest gain on record, almost completely reversed in today's trading. "These outsized gains by WTI reflect the hope and not the reality of the U.S. shale industry," said Jeffrey Halley, senior market analyst at OANDA. As the spread of the coronavirus brings much of the world to a halt, nations have poured increasing stimulus into their economies while central banks have flooded markets with cheap dollars to ease funding strains. Trump said on Thursday that he would act on the price war at the appropriate time, saying low gasoline prices were good for U.S. consumers even though they are hurting the industry. WTI traded down \$3.28 or -12.66% to close at \$22.63. Brent traded down \$1.49 or -5.23% to close at \$26.98.

## Crude & Product Markets

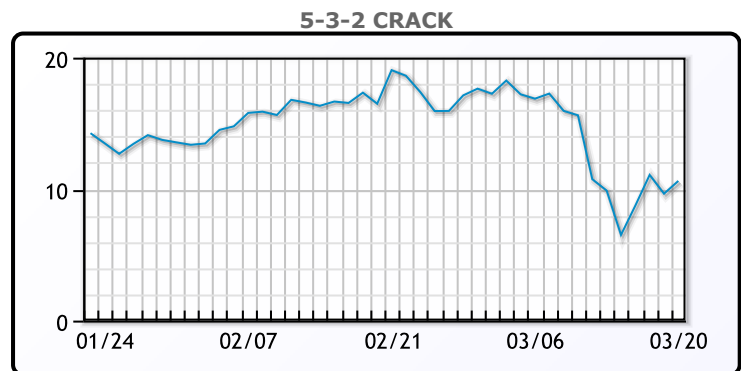
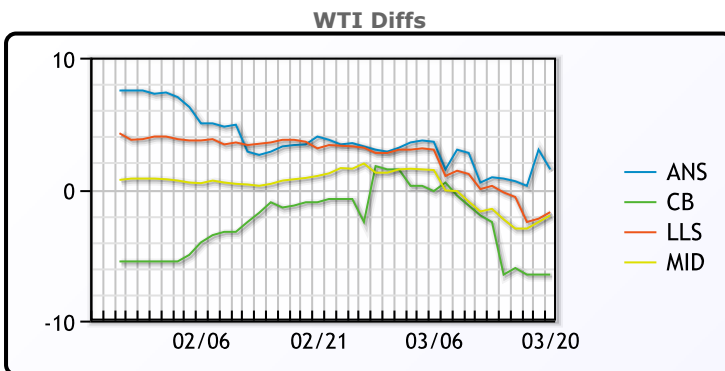


**CRUDE**

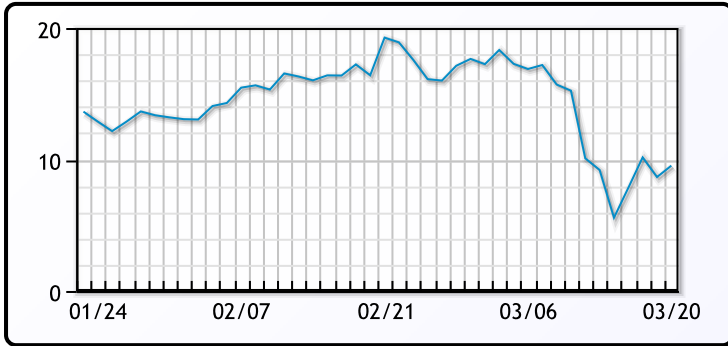
	Last	Week Ago	Month Ago
ANS	23.93	32.63	57.53
CB	15.93	29.23	53.03
LLS	20.68	31.98	57.13
Mid	20.43	30.23	54.98
WTI	22.43	31.73	53.78

**PRODUCTS**

	Last	Week Ago	Month Ago
Gulf RBOB	53.42	92.17	162.95
Gulf ULSD	94.01	108.61	163.53
NYH RBOB	50.54	78.17	166.87
NYH ULSD	101.38	114.49	169.84
USGC 3%	20.88	24.63	46.13



3-2-1 Crack



Gulf 3-2-1 Crack



NGLs

MB

	Last	Week Ago	Month Ago
Butane	23.75	37.125	65.125
IsoButane	30.75	43.125	67.125
Natural Gasoline	40.75	60	116
Propane	24	31.5	44.25

CONWAY

	Last	Week Ago	Month Ago
Butane	23.5	31	60.5
IsoButane	44	64.5	67
Natural Gasoline	38	64.5	110.25
Propane	22.5	30.625	41.75

MB NON

	Last	Week Ago	Month Ago
Butane	24.75	40.125	72.125
IsoButane	30.75	43.125	67.125
Natural Gasoline	36.5	60.5	112.75
Propane	30.13	34.75	43

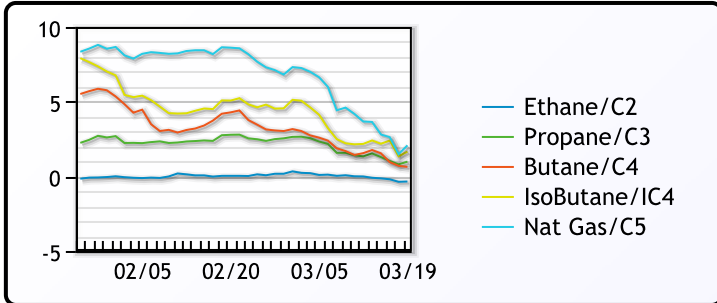
EDMONTON

	Last	Week Ago	Month Ago
Propane	14.38	15.88	24.25

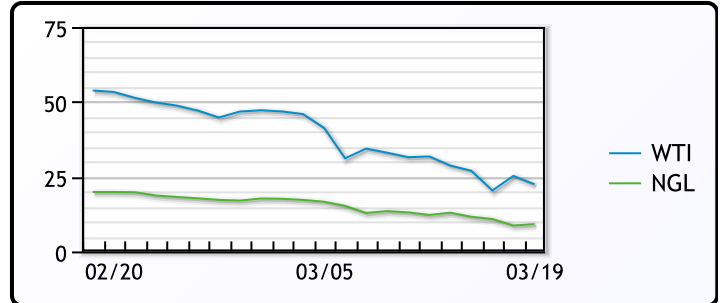
SARNIA

	Last	Week Ago	Month Ago
Propane	49	49	49.5

FRAC SPREAD



WTI vs NGL



FX

	Last	Change
CAD	1.4366	-0.0145
DXY	102.817	0.062
Gold	1498.65	27.41

RATES

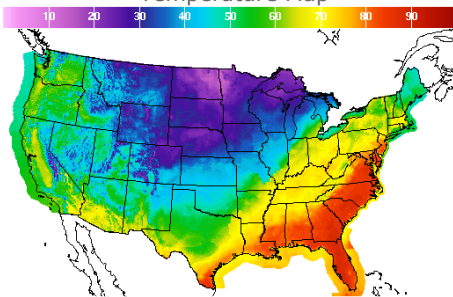
	Last	Change
US 2yr	0.3134	-0.1373
US 10yr	0.8454	-0.295
CAN 10yr	0.869	-0.131

EQUITIES

	Last	Change
Nasdaq	6879.518	-271.06
TSX	721.98	-20.053
S&P 500	2304.92	-104.47

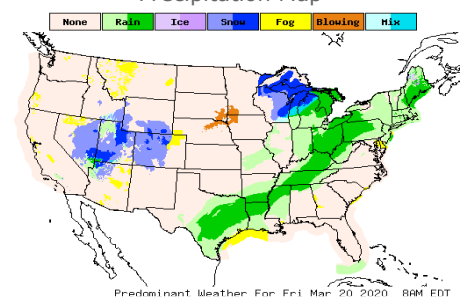
Weather Data

Temperature Map



City	HIGH °F	LOW °F
Calgary	34	24
Conway	17	2
Cushing	49	38
Denver	26	23
Houston	66	62
Mont Belvieu	67	62
Sarnia	34	22
Williston	24	17

Precipitation Map



This report has been prepared by PFL Petroleum Limited personnel for your information only and the views expressed are intended to provide market commentary and are not recommendations. This report is not an offer to sell or a solicitation of any offer to buy any security. The information contained herein has been compiled by PFL from sources believed to be reliable, but no representation or warranty, express or implied, is made by PFL Petroleum Limited, its affiliates or any other person as to its accuracy, completeness or correctness. Copyright 2017 PFL Petroleum Limited. All Rights Reserved