



MARKET DAILY

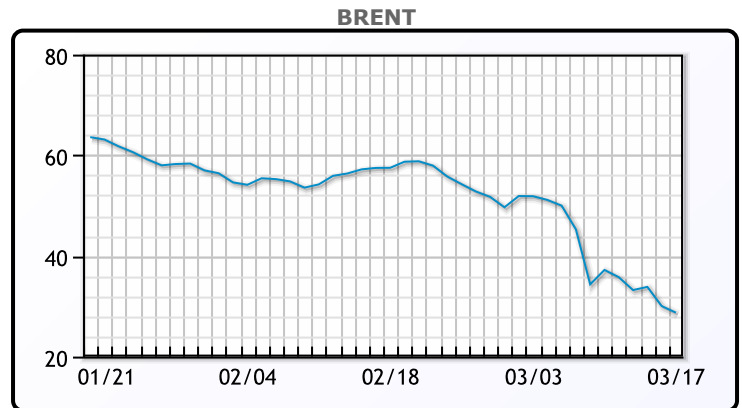
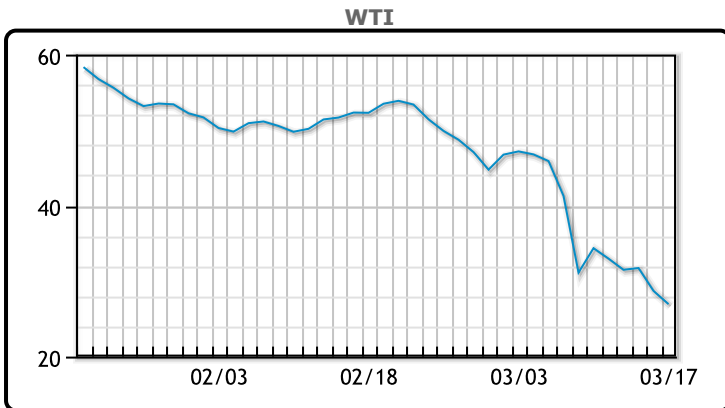
<https://www.pflpetroleum.com>
 1865 Veterans Park Dr. Suite 303
 Naples, Florida 34109
 Phone: 239-390-2885
 Fax: 239-949-0611
 Mar 17, 2020 6:46 PM

Major Energy Futures		
	Settle	Change
Brent	28.73	-1.32
Gas Oil	300	-30.25
Natural Gas	1.729	-0.086
RBOB	71.14	2.15
ULSD	103.57	-1.09
WTI	26.95	-1.75

Market Commentary

Crude oil prices reverted deeply into the red today, falling more than 6% with WTI closing at another four year low. Goldman slashed its oil forecast yet again seeing Brent & WTI averaging \$20/bbl in Q2. Signs of a continued price war are not abating at all, as Saudi Aramco has said it is likely to carry over its planned higher oil output for April into May. They also said they are "very comfortable" with an oil price of \$30 a barrel. The White House is seeking a stimulus package worth \$850B+, with \$500-\$550 billion projected for direct payment or tax cuts to consumers. WTI traded down \$1.75 or -6.1% to close at \$26.95. Brent traded down \$1.32 or -4.39% to close at \$28.73.

Crude & Product Markets

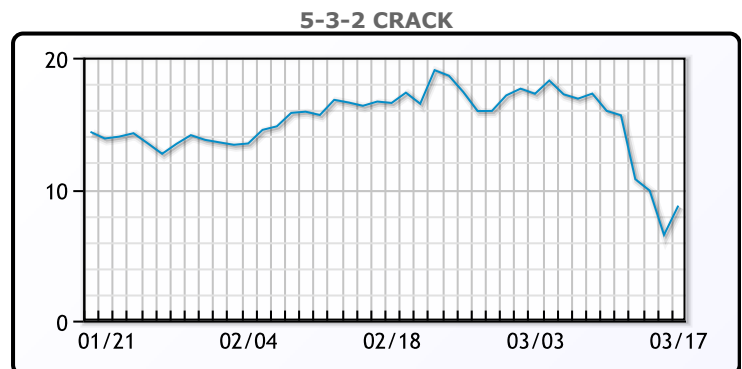
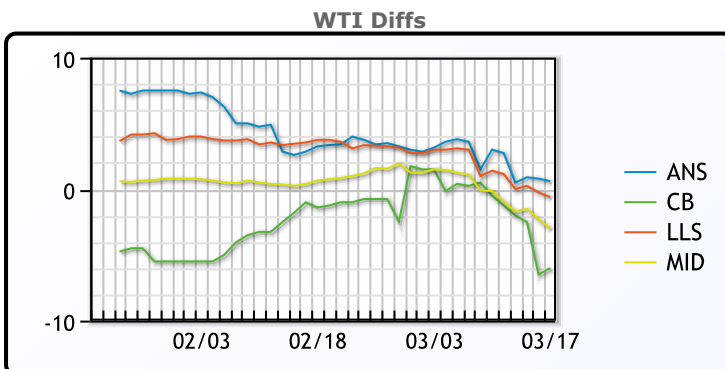


CRUDE

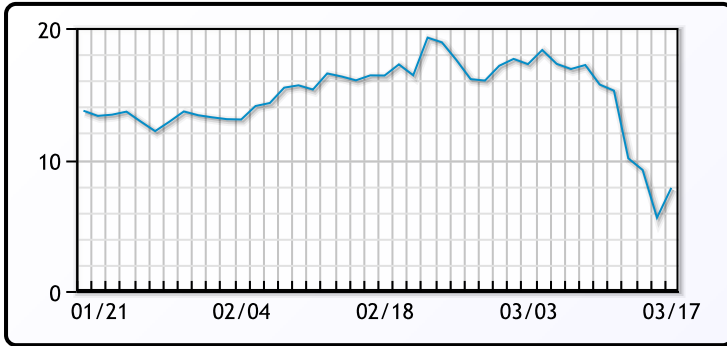
	Last	Week Ago	Month Ago
ANS	27.55	37.36	55.4
CB	20.95	33.86	50.8
LLS	26.35	35.76	55.8
Mid	23.95	34.21	52.8
WTI	26.95	34.36	52.05

PRODUCTS

	Last	Week Ago	Month Ago
Gulf RBOB	70.64	113.83	152.58
Gulf ULSD	97.44	119.49	162.57
NYH RBOB	61.64	106.71	157.58
NYH ULSD	104.69	125.49	169.7
USGC 3%	20.63	27.63	45.88



3-2-1 Crack



Gulf 3-2-1 Crack



NGLs

MB

	Last	Week Ago	Month Ago
Butane	29.625	37.25	55.5
IsoButane	36.625	41.25	60.5
Natural Gasoline	51	67	112.75
Propane	27	31.75	39.375

CONWAY

	Last	Week Ago	Month Ago
Butane	28	37	53
IsoButane	55	56	61
Natural Gasoline	51	71	107
Propane	26.125	29.75	36

MB NON

	Last	Week Ago	Month Ago
Butane	30.625	37.25	63
IsoButane	36.625	41.25	60.5
Natural Gasoline	49.5	69	108.375
Propane	32.25	32.25	39

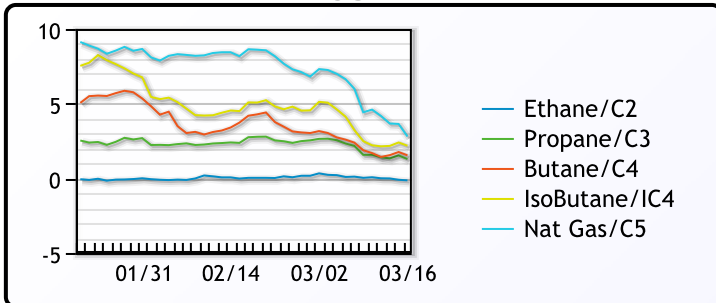
EDMONTON

	Last	Week Ago	Month Ago
Propane	15.25	16.5	24

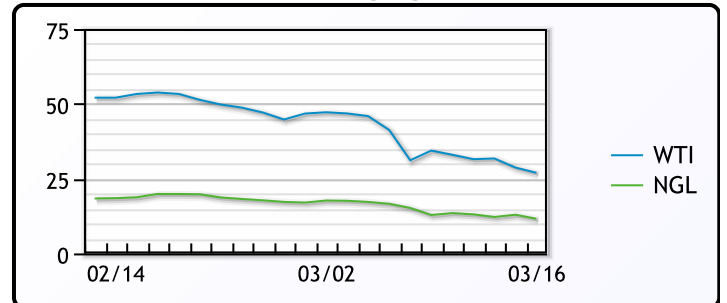
SARNIA

	Last	Week Ago	Month Ago
Propane	49	50	48.5

FRAC SPREAD



WTI vs NGL



FX

	Last	Change
CAD	1.4221	0.0019
DXY	99.575	1.50599
Gold	1540.85	12.55

RATES

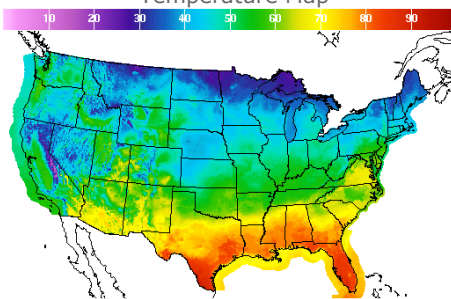
	Last	Change
US 2yr	0.4925	0.1326
US 10yr	1.0784	0.3602
CAN 10yr	0.959	0.184

EQUITIES

	Last	Change
Nasdaq	7334.782	430.19
TSX	767.52	21.7255
S&P 500	2529.19	143.06

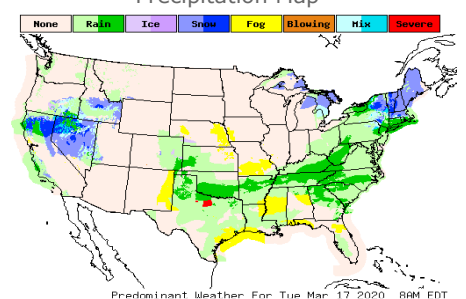
Weather Data

Temperature Map



City	HIGH °F	LOW °F
Calgary	26	16
Conway	26	18
Cushing	57	54
Denver	54	40
Houston	80	70
Mont Belvieu	79	67
Sarnia	47	32
Williston	40	27

Precipitation Map



This report has been prepared by PFL Petroleum Limited personnel for your information only and the views expressed are intended to provide market commentary and are not recommendations. This report is not an offer to sell or a solicitation of any offer to buy any security. The information contained herein has been compiled by PFL from sources believed to be reliable, but no representation or warranty, express or implied, is made by PFL Petroleum Limited, its affiliates or any other person as to its accuracy, completeness or correctness. Copyright 2017 PFL Petroleum Limited. All Rights Reserved