



MARKET DAILY

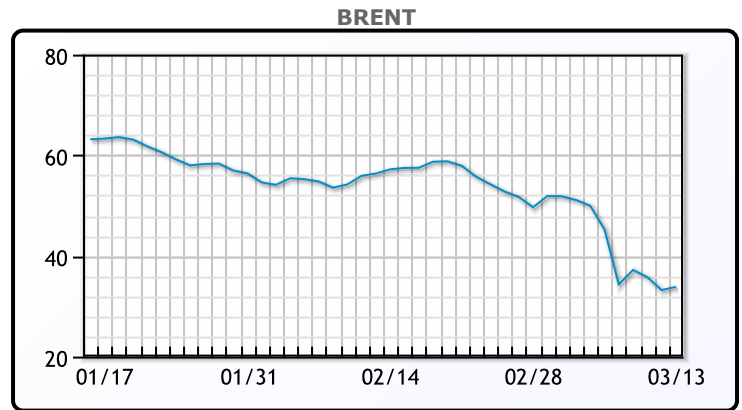
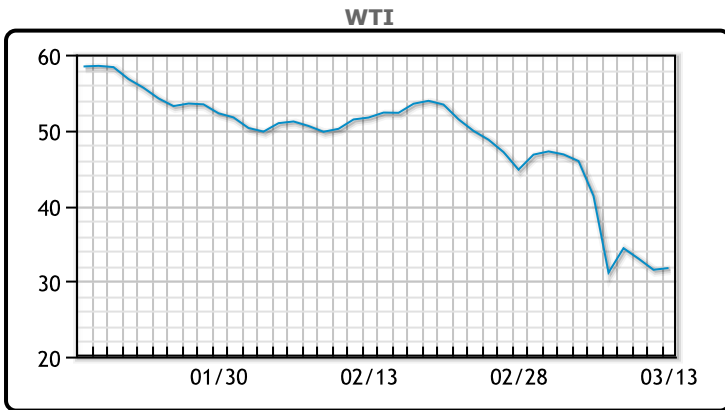
<http://www.pflpetroleum.com>
 1865 Veterans Park Dr. Suite 303
 Naples, Florida 34109
 Phone: 239-390-2885
 Fax: 239-949-0611
 Mar 13, 2020 5:11 PM

Major Energy Futures		
	Settle	Change
Brent	33.85	0.82
Gas Oil	336.5	-35.25
Natural Gas	1.869	-0.037
RBOB	89.92	-21.28
ULSD	113.74	-7.82
WTI	31.73	0.23

Market Commentary

BREAKING: President Trump announced the administration will be buying "large quantities" of "cheap oil" to fill the US Strategic Petroleum Reserve "up to the top". Oil prices moved modestly higher for the day but posted their worst week since 2008 as traders cope with abundant supply and evaporating demand. One point to note is trading volumes this week in crude markets have been extremely low, which could be a sign of some relief ahead. Oil prices are rallying after the settle on the news of increased buying as the President also announced broad actions to combat the virus to be taken in tandem with private corporations. Total active rigs fell by 1 with oil rigs adding 1 to total 683 and gas rigs falling by 2 to total 107. WTI traded up \$.23 or .73% to close at \$31.73. Brent traded up \$.82 or 2.47% to close at \$34.04.

Crude & Product Markets

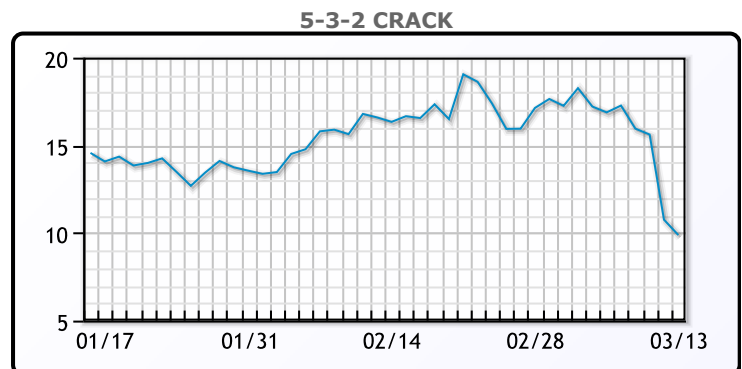
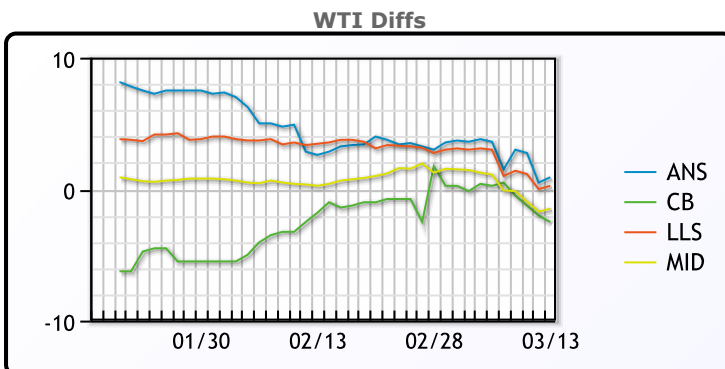


CRUDE

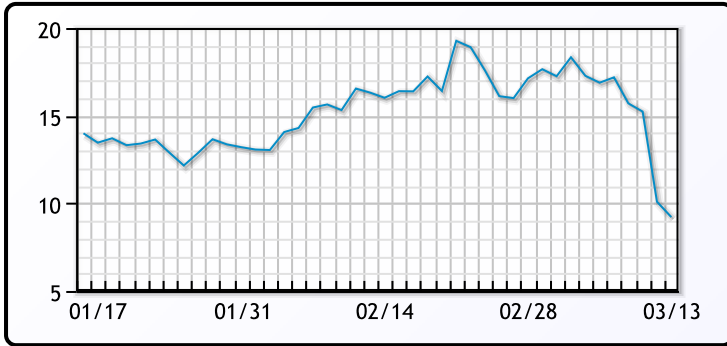
	Last	Week Ago	Month Ago
ANS	32.63	44.88	54.67
CB	29.23	41.53	50.02
LLS	31.98	44.28	55.17
Mid	30.23	42.38	52.07
WTI	31.73	41.28	51.42

PRODUCTS

	Last	Week Ago	Month Ago
Gulf RBOB	92.17	127.53	152.52
Gulf ULSD	108.61	133.65	160.8
NYH RBOB	78.17	130.15	157.27
NYH ULSD	114.49	139.9	167.93
USGC 3%	24.63	36.63	45.38



3-2-1 Crack



Gulf 3-2-1 Crack



NGLs

MB

	Last	Week Ago	Month Ago
Butane	37.125	45.25	54
IsoButane	43.125	51.25	60
Natural Gasoline	60	92.75	112
Propane	31.5	36.125	39.125

CONWAY

	Last	Week Ago	Month Ago
Butane	31	43	52.25
IsoButane	64.5	59	60
Natural Gasoline	64.5	86	106.25
Propane	30.625	33.875	35.75

MB NON

	Last	Week Ago	Month Ago
Butane	40.125	47.25	61.5
IsoButane	43.125	51.25	60
Natural Gasoline	60.5	82.5	108.75
Propane	34.75	39.25	38.38

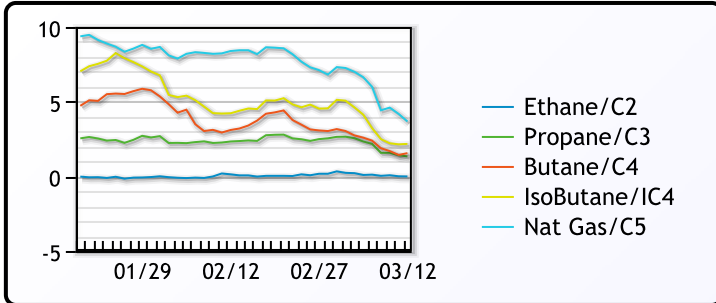
EDMONTON

	Last	Week Ago	Month Ago
Propane	15.88	23.5	20.25

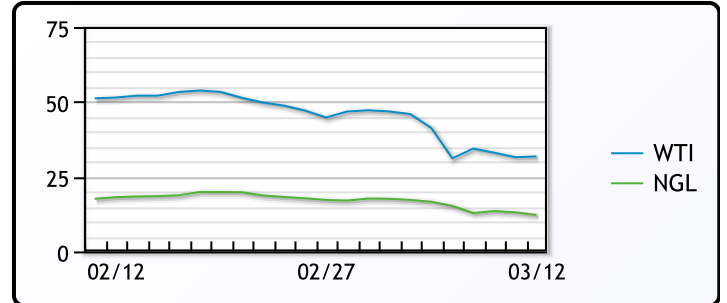
SARNIA

	Last	Week Ago	Month Ago
Propane	49	51.25	48

FRAC SPREAD



WTI vs NGL



FX

	Last	Change
CAD	1.3806	-0.0119
DXY	98.371	0.903
Gold	1530.02	-46.13

RATES

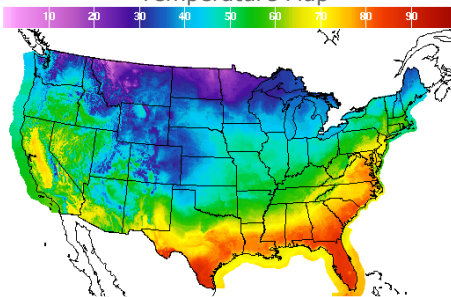
	Last	Change
US 2yr	0.4903	0.0093
US 10yr	0.9667	0.1625
CAN 10yr	0.849	0.249

EQUITIES

	Last	Change
Nasdaq	7874.875	673.073
TSX	828.77	81.0222
S&P 500	2711.02	230.38

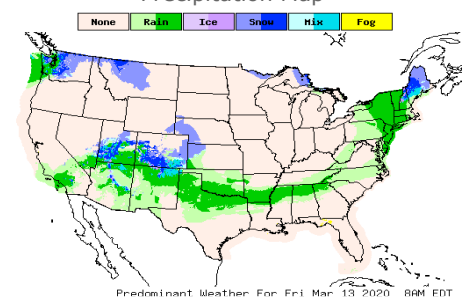
Weather Data

Temperature Map



City	HIGH °F	LOW °F
Calgary	1	-5
Conway	19	5
Cushing	49	45
Denver	38	29
Houston	80	71
Mont Belvieu	79	69
Sarnia	45	33
Williston	22	16

Precipitation Map



This report has been prepared by PFL Petroleum Limited personnel for your information only and the views expressed are intended to provide market commentary and are not recommendations. This report is not an offer to sell or a solicitation of any offer to buy any security. The information contained herein has been compiled by PFL from sources believed to be reliable, but no representation or warranty, express or implied, is made by PFL Petroleum Limited, its affiliates or any other person as to its accuracy, completeness or correctness. Copyright 2017 PFL Petroleum Limited. All Rights Reserved