



MARKET DAILY

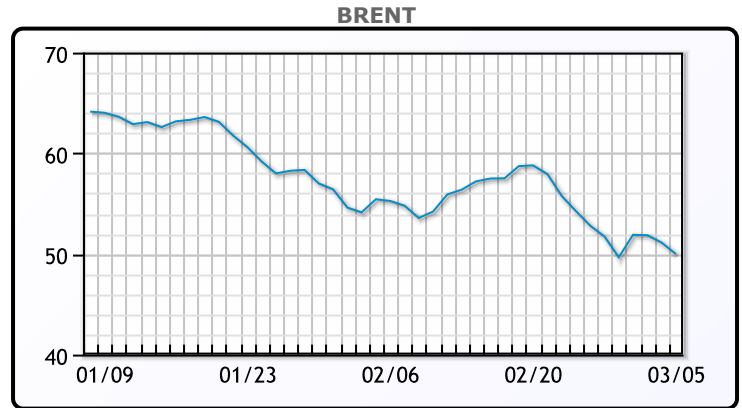
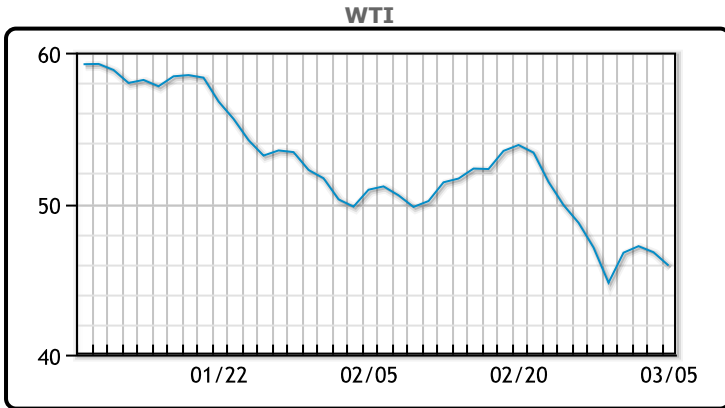
<http://www.pflpetroleum.com>
 1865 Veterans Park Dr. Suite 303
 Naples, Florida 34109
 Phone: 239-390-2885
 Fax: 239-949-0611
 Mar 5, 2020 4:56 PM

Major Energy Futures		
	Settle	Change
Brent	49.99	-1.07
Gas Oil	456	2
Natural Gas	1.772	0.027
RBOB	152.18	2.42
ULSD	148.85	0.02
WTI	45.9	-0.73

Market Commentary

Oil shown minor gains today after Russian Energy Minister Alexander Novak left the OPEC+ joint meeting in Vienna. "A cut from OPEC of even 1 million barrels a day would be supportive to the market," said Nick Holmes, portfolio manager at Tortoise. "Whether that will be enough is a big question mark. The market is still trying to discern how severe the impact from a global economic slowdown will be on oil demand." Despite this, Crude oil demand during this quarter will likely register the largest decline on record, larger even than the slump that accompanied the 2008 financial crisis, IHS Markit has forecast.

Crude & Product Markets

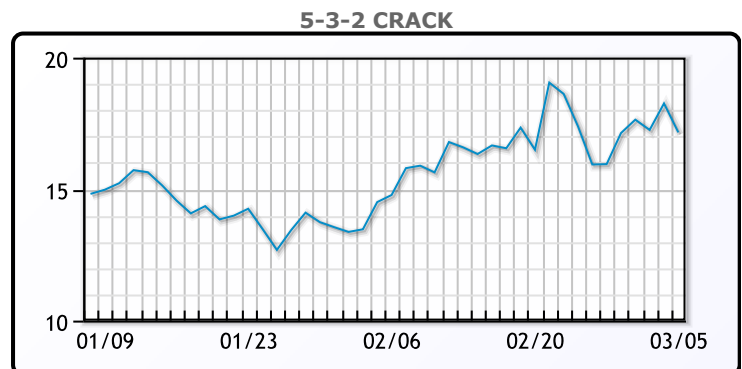
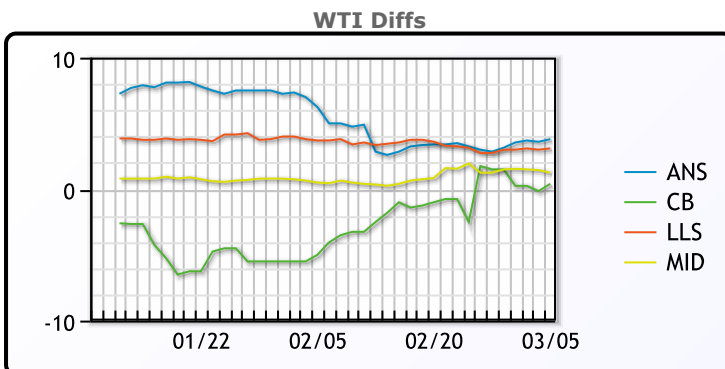


CRUDE

	Last	Week Ago	Month Ago
ANS	49.7	49.94	55.75
CB	46.3	48.59	47.25
LLS	49	49.84	54.55
Mid	47.15	48.34	51.4
WTI	45.9	47.09	50.75

PRODUCTS

	Last	Week Ago	Month Ago
Gulf RBOB	141.93	138.18	141.63
Gulf ULSD	144.9	143.71	157.41
NYH RBOB	143.43	139.81	146.76
NYH ULSD	149.85	148.79	164.39
USGC 3%	40.38	40.13	45.88



3-2-1 Crack



Gulf 3-2-1 Crack



NGLs

MB

	Last	Week Ago	Month Ago
Butane	48.5	53	62.75
IsoButane	56	60.5	67.75
Natural Gasoline	96	100.75	106.25
Propane	38.25	39.5	37.75

CONWAY

	Last	Week Ago	Month Ago
Butane	46	52	61.5
IsoButane	62	63	70
Natural Gasoline	93.25	94	103
Propane	35.875	37.875	33.875

MB NON

	Last	Week Ago	Month Ago
Butane	50.5	55.5	72.75
IsoButane	56	60.5	67.75
Natural Gasoline	90.5	94.25	106.25
Propane	40.5	39.88	37.25

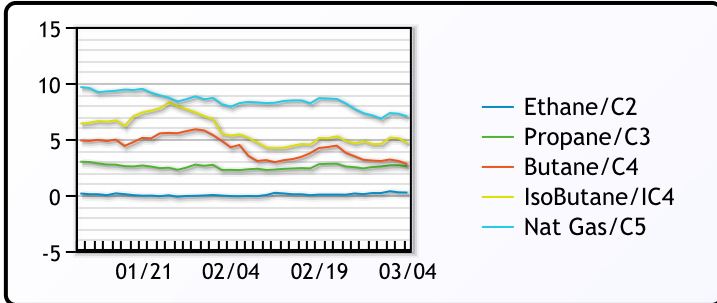
EDMONTON

	Last	Week Ago	Month Ago
Propane	22.75	25.5	18

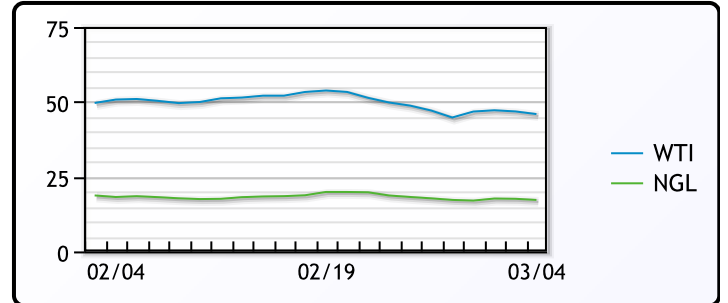
SARNIA

	Last	Week Ago	Month Ago
Propane	51.25	51	52

FRAC SPREAD



WTI vs NGL



FX

	Last	Change
CAD	1.3406	0.0021
DXY	96.521	-0.81501
Gold	1672.14	35.21

RATES

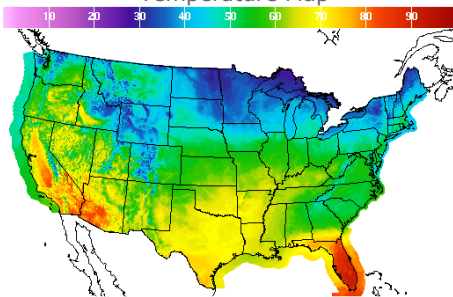
	Last	Change
US 2yr	0.5953	-0.0973
US 10yr	0.912	-0.1402
CAN 10yr	0.843	-0.169

EQUITIES

	Last	Change
Nasdaq	8738.595	-279.493
TSX	987.4	-13.762
S&P 500	3023.94	-106.18

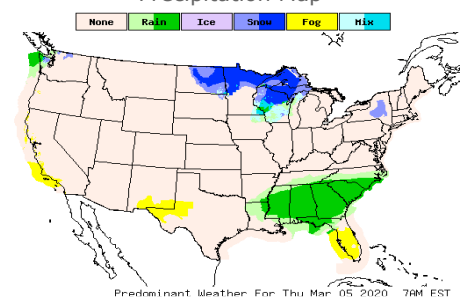
Weather Data

Temperature Map



City	HIGH °F	LOW °F
Calgary	43	34
Conway	30	17
Cushing	64	46
Denver	51	36
Houston	73	62
Mont Belvieu	72	54
Sarnia	43	32
Williston	41	33

Precipitation Map



This report has been prepared by PFL Petroleum Limited personnel for your information only and the views expressed are intended to provide market commentary and are not recommendations. This report is not an offer to sell or a solicitation of any offer to buy any security. The information contained herein has been compiled by PFL from sources believed to be reliable, but no representation or warranty, express or implied, is made by PFL Petroleum Limited, its affiliates or any other person as to its accuracy, completeness or correctness. Copyright 2017 PFL Petroleum Limited. All Rights Reserved