



MARKET DAILY

<http://www.pflpetroleum.com>
 1865 Veterans Park Dr. Suite 303
 Naples, Florida 34109
 Phone: 239-390-2885
 Fax: 239-949-0611
 Mar 3, 2020 5:18 PM

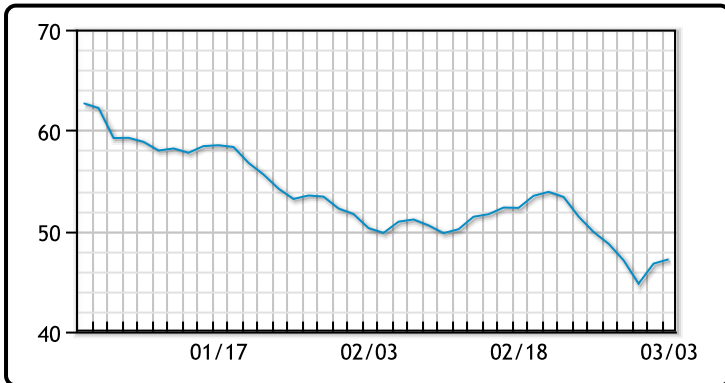
Major Energy Futures		
	Settle	Change
Brent	51.86	-0.09
Gas Oil	460.25	13.5
Natural Gas	1.8	0.072
RBOB	153.13	5.68
ULSD	153.3	5.14
WTI	47.18	0.35

Market Commentary

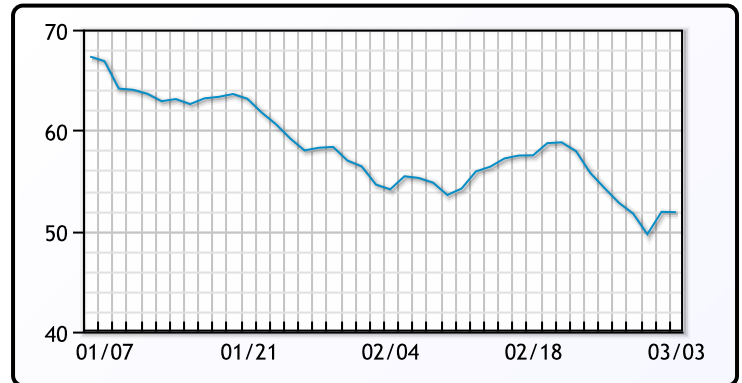
Oil prices moved higher on Tuesday, but quickly came off session highs reached after the U.S. Federal Reserve cut interest rates in an emergency move designed to shield the world's largest economy from the impact of the coronavirus. OPEC's Joint Technical Committee recommended a production cut of 600,000-1 million barrels per day for the second quarter, up from a reduction of 600,000 bpd recommended a month ago.

Crude & Product Markets

WTI



BRENT



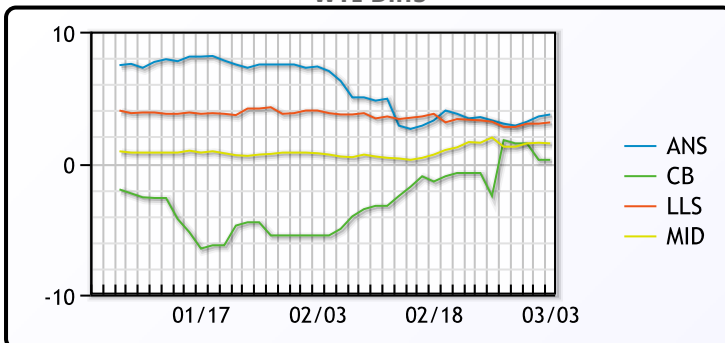
CRUDE

	Last	Week Ago	Month Ago
ANS	50.88	53.01	56.36
CB	47.43	47.26	45.11
LLS	50.28	52.91	53.81
Mid	48.68	51.71	50.61
WTI	47.18	49.76	50.11

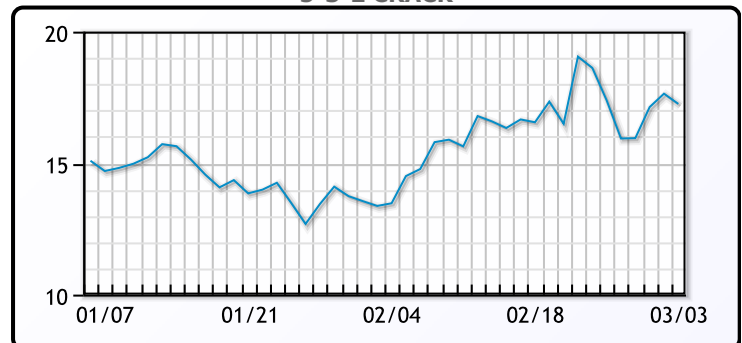
PRODUCTS

	Last	Week Ago	Month Ago
Gulf RBOB	141.26	148.82	140.62
Gulf ULSD	149.55	151.7	148.04
NYH RBOB	144.63	153.12	146.02
NYH ULSD	154.55	156.8	157.29
USGC 3%	42.13	44.13	44.88

WTI Diffs



5-3-2 CRACK



3-2-1 Crack



Gulf 3-2-1 Crack



NGLs

MB

	Last	Week Ago	Month Ago
Butane	49.5	53.75	59
IsoButane	62.5	62.75	69
Natural Gasoline	98.5	110	115
Propane	40.75	40.75	37.75

CONWAY

	Last	Week Ago	Month Ago
Butane	50.5	54	63
IsoButane	65	64.25	70
Natural Gasoline	97	102.5	102
Propane	38	38	33.75

MB NON

	Last	Week Ago	Month Ago
Butane	53.5	60.75	69
IsoButane	62.5	62.75	69
Natural Gasoline	95.25	106.5	113.25
Propane	40.63	41.25	39

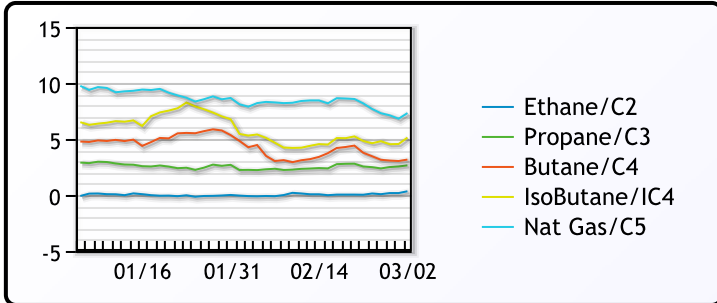
EDMONTON

	Last	Week Ago	Month Ago
Propane	25	28.5	27

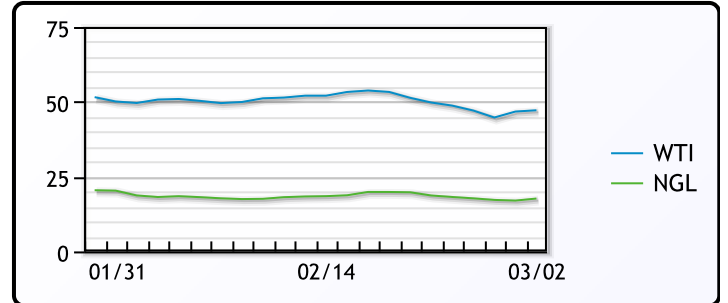
SARNIA

	Last	Week Ago	Month Ago
Propane	51.25	53.5	49.75

FRAC SPREAD



WTI vs NGL



FX

	Last	Change
CAD	1.3379	-0.0001
DXY	97.173	-0.18701
Gold	1640.7	-0.2

RATES

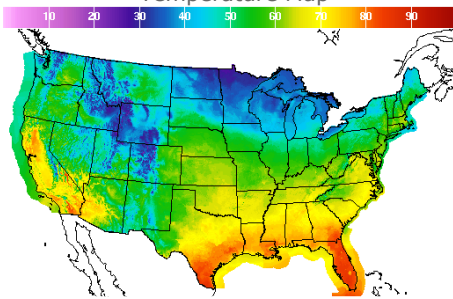
	Last	Change
US 2yr	0.6991	-0.2038
US 10yr	0.999	-0.1642
CAN 10yr	0.961	-0.14

EQUITIES

	Last	Change
Nasdaq	8684.09	-268.075
TSX	979.43	-9.536
S&P 500	3003.37	-86.86

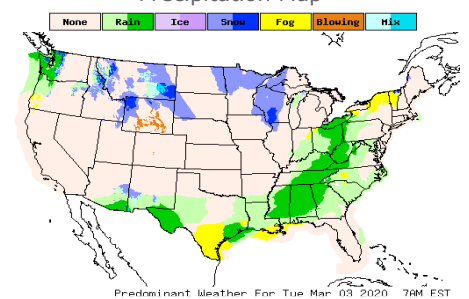
Weather Data

Temperature Map



City	HIGH °F	LOW °F
Calgary	42	34
Conway	28	13
Cushing	65	52
Denver	56	34
Houston	77	67
Mont Belvieu	76	65
Sarnia	43	32
Williston	41	31

Precipitation Map



This report has been prepared by PFL Petroleum Limited personnel for your information only and the views expressed are intended to provide market commentary and are not recommendations. This report is not an offer to sell or a solicitation of any offer to buy any security. The information contained herein has been compiled by PFL from sources believed to be reliable, but no representation or warranty, express or implied, is made by PFL Petroleum Limited, its affiliates or any other person as to its accuracy, completeness or correctness. Copyright 2017 PFL Petroleum Limited. All Rights Reserved