



MARKET DAILY

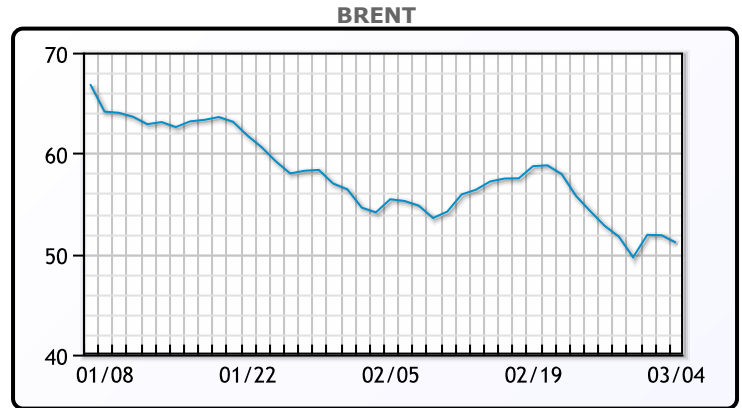
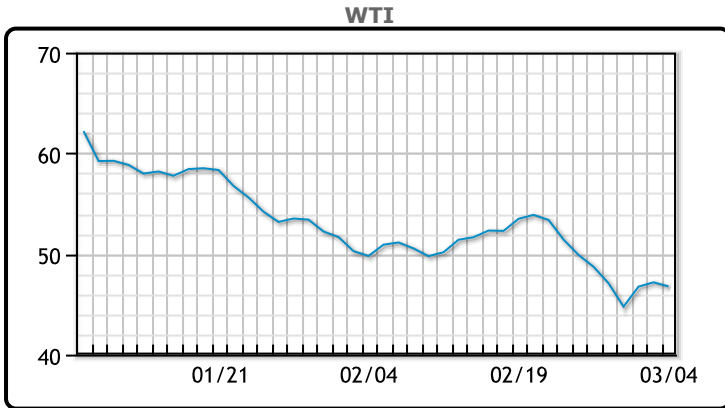
<http://www.pflpetroleum.com>
 1865 Veterans Park Dr. Suite 303
 Naples, Florida 34109
 Phone: 239-390-2885
 Fax: 239-949-0611
 Mar 4, 2020 5:05 PM

Major Energy Futures		
	Settle	Change
Brent	51.13	-0.24
Gas Oil	462.25	5.75
Natural Gas	1.827	0.044
RBOB	155.55	-0.83
ULSD	153.32	0.43
WTI	46.78	0.04

Market Commentary

Oil prices fell on Wednesday despite expectations that major producers have moved closer to an agreement to enact deeper output cuts. The U.S. Energy Information Administration said Wednesday that for the week ending Feb. 28 inventories increased by 800,000 barrels. Saudi Arabia and other OPEC members are seeking to persuade Russia on Wednesday to join them in large additional oil output cuts to prop up prices

Crude & Product Markets

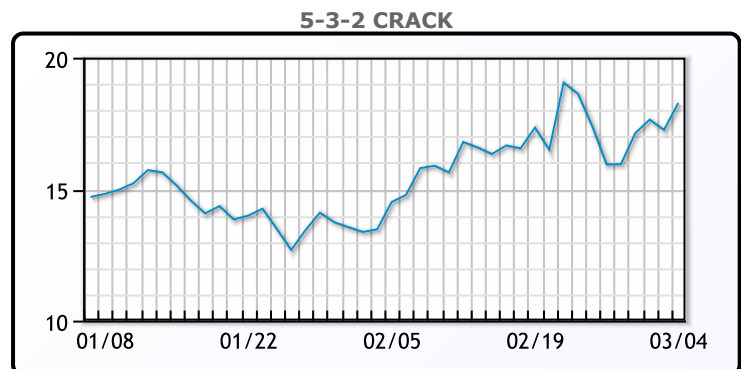
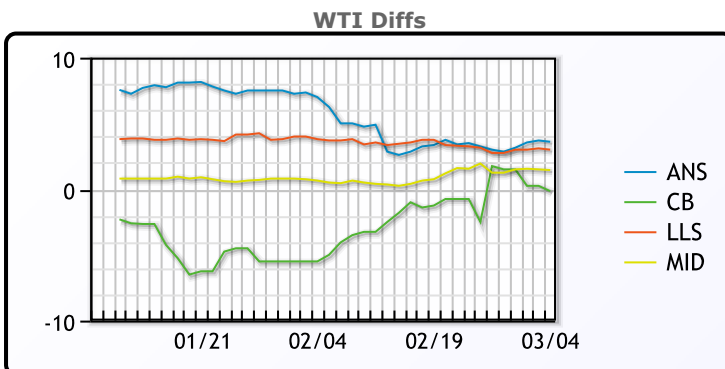


CRUDE

	Last	Week Ago	Month Ago
ANS	50.38	51.73	54.61
CB	46.63	50.48	45.56
LLS	49.78	51.48	53.31
Mid	48.23	49.98	50.06
WTI	46.78	48.73	49.61

PRODUCTS

	Last	Week Ago	Month Ago
Gulf RBOB	146.8	139.82	136.79
Gulf ULSD	149.32	145.12	150.14
NYH RBOB	147.68	144.62	142.82
NYH ULSD	154.57	149.82	158.01
USGC 3%	41.13	42.13	45.38



3-2-1 Crack



Gulf 3-2-1 Crack



NGLs

MB

	Last	Week Ago	Month Ago
Butane	50	55	60
IsoButane	61	59.5	68
Natural Gasoline	98.25	104.5	108.75
Propane	40	39.25	37.5

CONWAY

	Last	Week Ago	Month Ago
Butane	47.5	53.25	62
IsoButane	64	61	71
Natural Gasoline	95	98	100
Propane	37	37.375	32.625

MB NON

	Last	Week Ago	Month Ago
Butane	52	57.5	70
IsoButane	61	59.5	68
Natural Gasoline	92.75	98	104
Propane	41	40.75	37.38

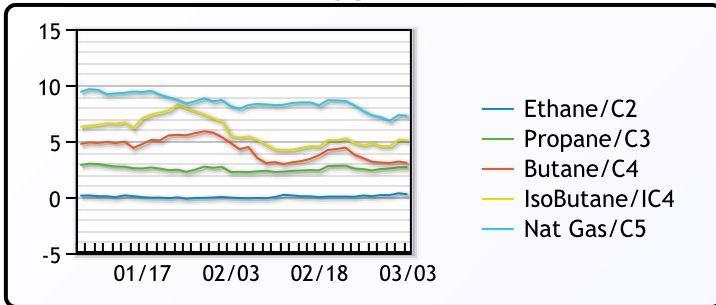
EDMONTON

	Last	Week Ago	Month Ago
Propane	24.5	27	25

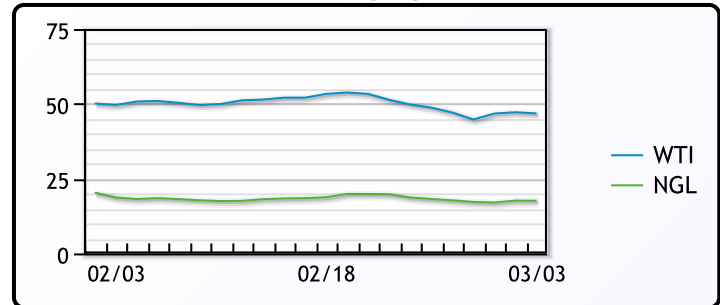
SARNIA

	Last	Week Ago	Month Ago
Propane	51.25	53.5	52

FRAC SPREAD



WTI vs NGL



FX

	Last	Change
CAD	1.3388	0.0003
DXY	97.38	0.22699
Gold	1636.9	-0.03

RATES

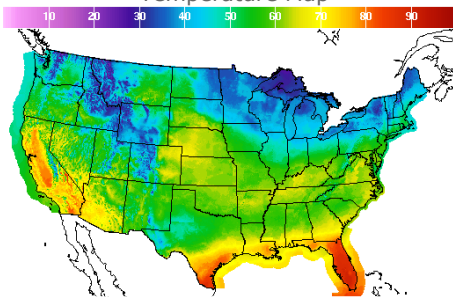
	Last	Change
US 2yr	0.6926	-0.0065
US 10yr	1.0522	0.0532
CAN 10yr	1.012	0.051

EQUITIES

	Last	Change
Nasdaq	9018.088	333.998
TSX	1001.16	21.7252
S&P 500	3130.12	126.75

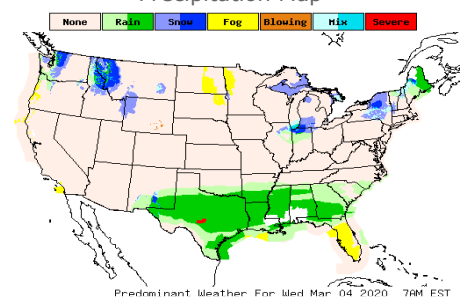
Weather Data

Temperature Map



City	HIGH °F	LOW °F
Calgary	36	25
Conway	35	32
Cushing	57	46
Denver	59	36
Houston	62	52
Mont Belvieu	62	47
Sarnia	40	29
Williston	45	31

Precipitation Map



This report has been prepared by PFL Petroleum Limited personnel for your information only and the views expressed are intended to provide market commentary and are not recommendations. This report is not an offer to sell or a solicitation of any offer to buy any security. The information contained herein has been compiled by PFL from sources believed to be reliable, but no representation or warranty, express or implied, is made by PFL Petroleum Limited, its affiliates or any other person as to its accuracy, completeness or correctness. Copyright 2017 PFL Petroleum Limited. All Rights Reserved