



MARKET DAILY

<http://www.pflpetroleum.com>
 1865 Veterans Park Dr. Suite 303
 Naples, Florida 34109
 Phone: 239-390-2885
 Fax: 239-949-0611
 Mar 2, 2020 5:41 PM

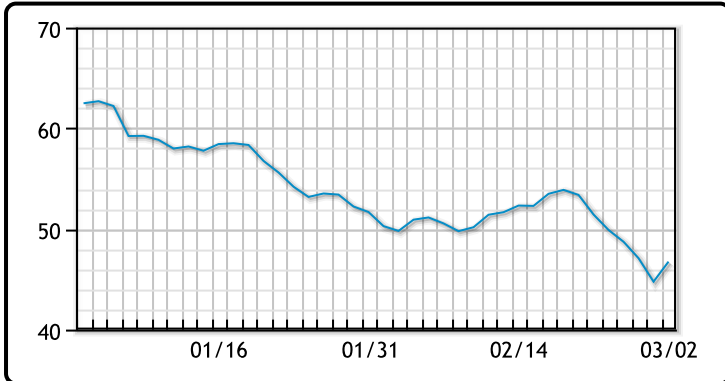
Major Energy Futures		
	Settle	Change
Brent	51.9	0
Gas Oil	454.5	-4.25
Natural Gas	1.756	-0.068
RBOB	153.96	-3.78
ULSD	152.87	-0.98
WTI	46.75	0

Market Commentary

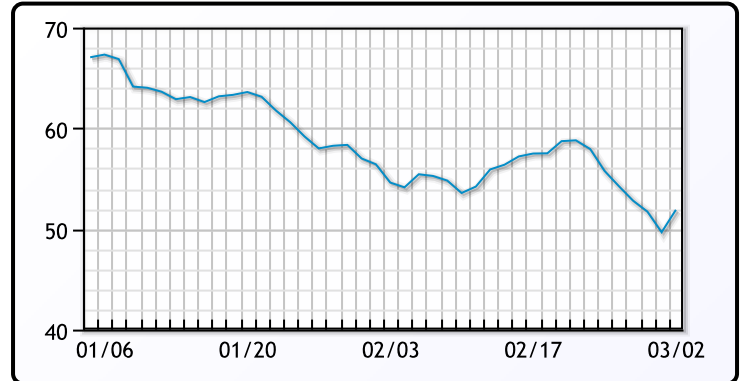
As the coronavirus spreads across the globe analysts shown a growing concern over if the production cuts to oil production would offset the slide in oil prices. Officials from the Organization of the Petroleum Exporting Countries and Russia are expected to meet in Vienna this week to try to halt plunging oil prices. Hopes that the gathering will lead to new and deeper production cuts helped lead to price rises on Monday, ending last week's slide.

Crude & Product Markets

WTI



BRENT



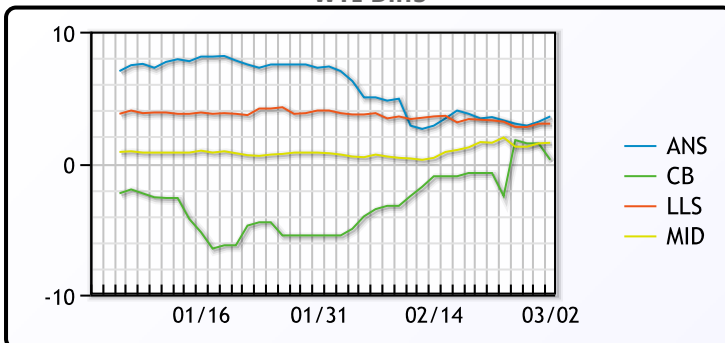
CRUDE

	Last	Week Ago	Month Ago
ANS	50.3	54.83	58.56
CB	47	50.58	46.06
LLS	49.75	54.58	55.36
Mid	48.3	52.88	52.21
WTI	46.75	51.33	51.56

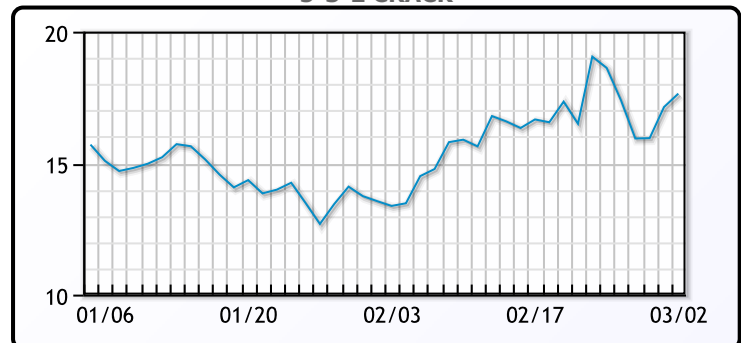
PRODUCTS

	Last	Week Ago	Month Ago
Gulf RBOB	140.96	157.2	145.66
Gulf ULSD	147.74	155.92	154.71
NYH RBOB	145.59	160.79	147.47
NYH ULSD	153.99	161.27	162.2
USGC 3%	43.13	45.13	43.38

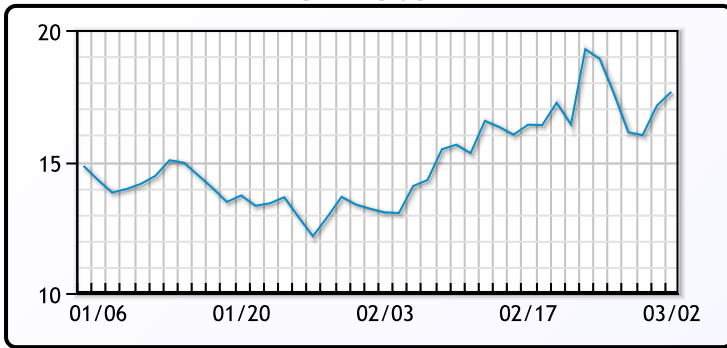
WTI Diffs



5-3-2 CRACK



3-2-1 Crack



Gulf 3-2-1 Crack



NGLs

MB

	Last	Week Ago	Month Ago
Butane	50.5	57.75	73.75
IsoButane	62	64	80.75
Natural Gasoline	93.5	114.5	114.5
Propane	40.5	40.75	41

CONWAY

	Last	Week Ago	Month Ago
Butane	51	55	88
IsoButane	64	65	82.5
Natural Gasoline	95	104.75	113
Propane	37.625	38.5	37.75

MB NON

	Last	Week Ago	Month Ago
Butane	54.5	64.75	73.75
IsoButane	62	64	80.75
Natural Gasoline	95.25	106	113
Propane	40.25	43	36.38

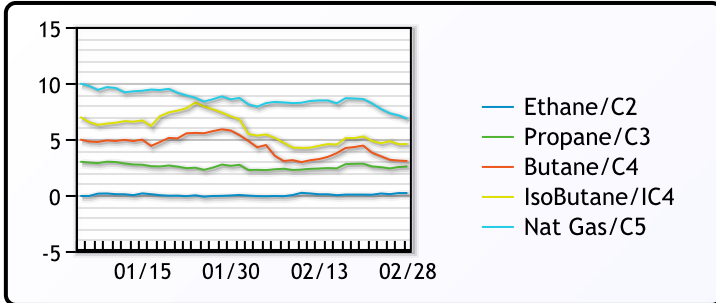
EDMONTON

	Last	Week Ago	Month Ago
Propane	25.25	30.75	31.5

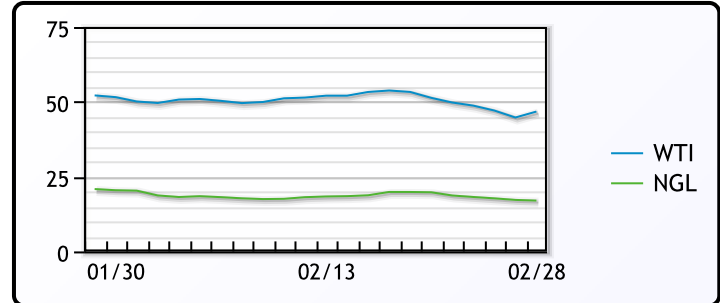
SARNIA

	Last	Week Ago	Month Ago
Propane	49.5	53.5	51.75

FRAC SPREAD



WTI vs NGL



FX

	Last	Change
CAD	1.3328	0
DXY	97.568	-0.564
Gold	1589.11	-0.33

RATES

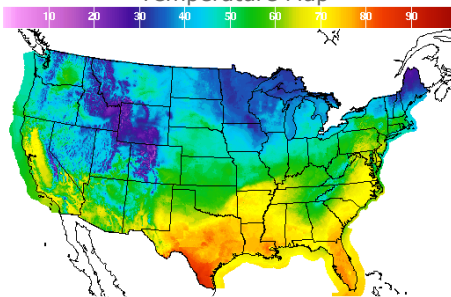
	Last	Change
US 2yr	0.9029	-0.0101
US 10yr	1.1632	0.0146
CAN 10yr	1.101	-0.031

EQUITIES

	Last	Change
Nasdaq	8952.165	384.798
TSX	988.97	16.8206
S&P 500	3090.23	136.01

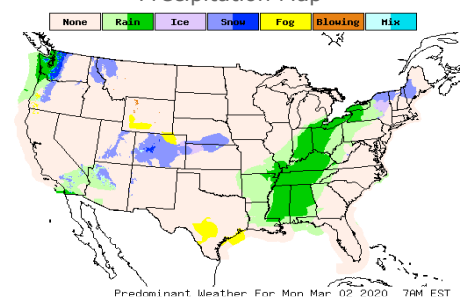
Weather Data

Temperature Map



City	HIGH °F	LOW °F
Calgary	39	30
Conway	34	31
Cushing	56	47
Denver	42	30
Houston	75	67
Mont Belvieu	74	65
Sarnia	42	34
Williston	41	28

Precipitation Map



This report has been prepared by PFL Petroleum Limited personnel for your information only and the views expressed are intended to provide market commentary and are not recommendations. This report is not an offer to sell or a solicitation of any offer to buy any security. The information contained herein has been compiled by PFL from sources believed to be reliable, but no representation or warranty, express or implied, is made by PFL Petroleum Limited, its affiliates or any other person as to its accuracy, completeness or correctness. Copyright 2017 PFL Petroleum Limited. All Rights Reserved