



# MARKET DAILY

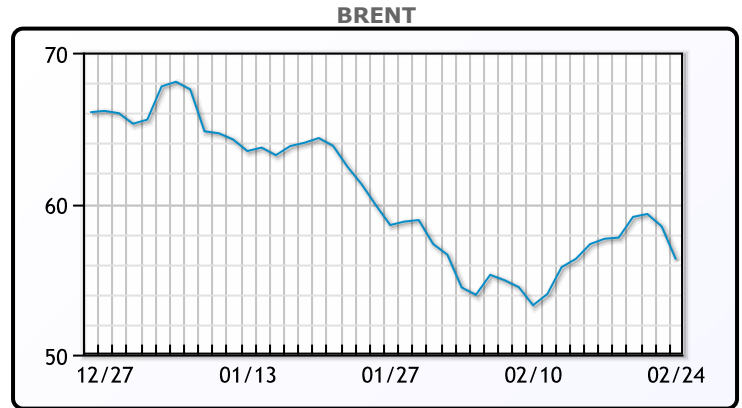
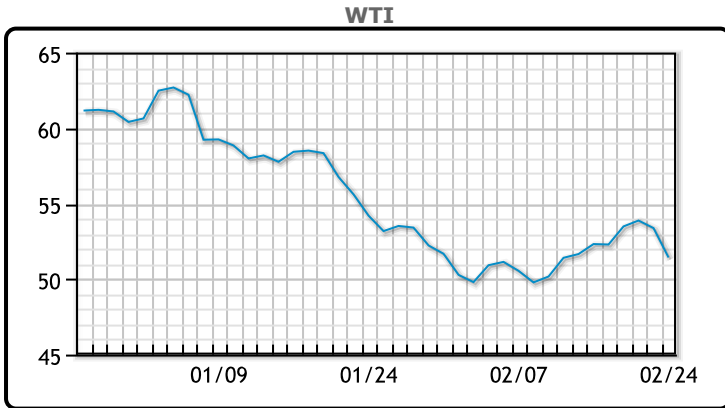
<http://www.pflpetroleum.com>  
 1865 Veterans Park Dr. Suite 303  
 Naples, Florida 34109  
 Phone: 239-390-2885  
 Fax: 239-949-0611  
 Feb 24, 2020 6:03 PM

Major Energy Futures		
	Settle	Change
Brent	56.3	-2.25
Gas Oil	485.5	-10.5
Natural Gas	1.827	-0.015
RBOB	160.91	-1.91
ULSD	161.32	-1.1
WTI	51.43	-1.95

**Market Commentary**

Oil and other financial markets dropped sharply today after a string of new coronavirus cases were announced this weekend. Korea raised its infectious disease alert to the highest level after it reported its 7th death from the virus and 70 new cases. Italy reported 3 deaths out of 150 infected, and Iran reported 12 deaths out of 62 confirmed cases. Apart from weak demand due to continued Chinese disruptions and inventories build, a slow economic pick-up may add to the risk of oil inventories exceeding storage capacity and, in turn, create a substantial downside to oil prices, Goldman Sachs said. President Xi of China said yesterday they would step up countercyclical adjustments to prevent the economy from "slipping out of a reasonable range". Oil prices will remain vulnerable here as most energy traders were not pricing in the coronavirus potentially becoming a pandemic. WTI traded down \$1.95 or -3.65% to close at \$51.34. Brent traded down \$2.25 or -3.85%

## Crude & Product Markets

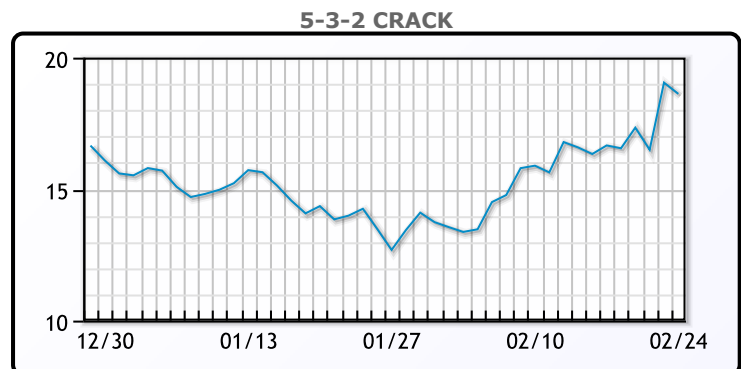
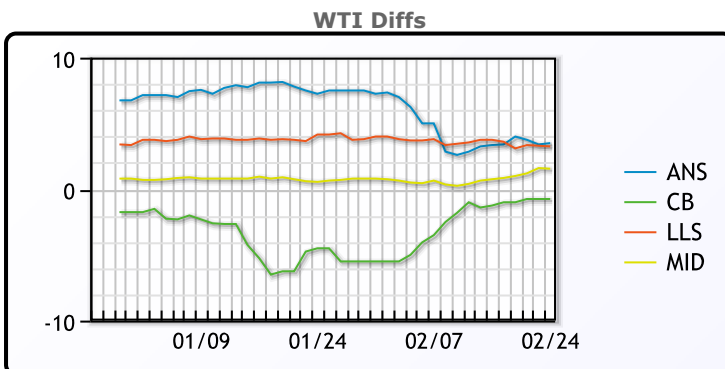


**CRUDE**

	Last	Week Ago	Month Ago
ANS	54.83	55.4	61.62
CB	50.58	50.8	48.62
LLS	54.58	55.8	58.37
Mid	52.88	52.8	54.82
WTI	51.33	52.05	54.12

**PRODUCTS**

	Last	Week Ago	Month Ago
Gulf RBOB	157.2	152.58	146.96
Gulf ULSD	155.92	162.57	165.59
NYH RBOB	160.79	157.58	151.22
NYH ULSD	161.27	169.7	173.15
USGC 3%	45.13	45.88	45.63



3-2-1 Crack



Gulf 3-2-1 Crack



NGLs

MB

	Last	Week Ago	Month Ago
Butane	57.75	56.75	79.375
IsoButane	64	63.75	84.375
Natural Gasoline	114.5	112.75	124.5
Propane	40.75	38.25	40

CONWAY

	Last	Week Ago	Month Ago
Butane	55	58	81
IsoButane	65	70	82
Natural Gasoline	104.75	104	113
Propane	38.5	34.25	36.25

MB NON

	Last	Week Ago	Month Ago
Butane	64.75	68.75	75.375
IsoButane	64	63.75	93.375
Natural Gasoline	106	106.5	114
Propane	43	39	39.25

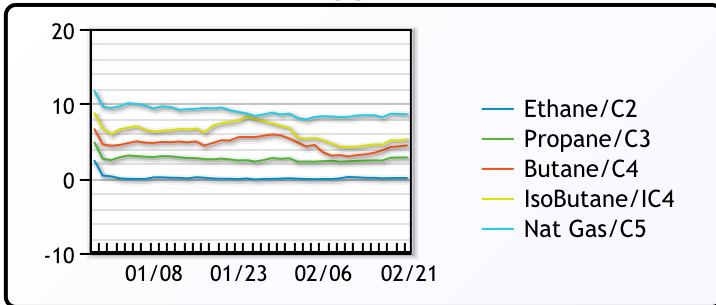
EDMONTON

	Last	Week Ago	Month Ago
Propane	30.75	24	33.5

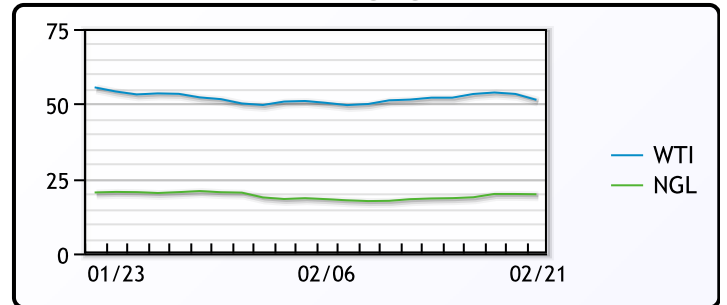
SARNIA

	Last	Week Ago	Month Ago
Propane	53.5	48.5	61

FRAC SPREAD



WTI vs NGL



FX

	Last	Change
CAD	1.3292	-0.0001
DXY	99.278	0.016
Gold	1658.97	-0.41

RATES

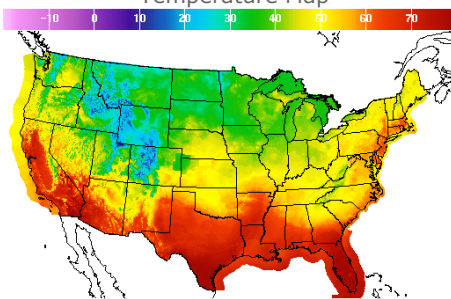
	Last	Change
US 2yr	1.2476	-0.1067
US 10yr	1.3705	-0.1008
CAN 10yr	1.199	-0.082

EQUITIES

	Last	Change
Nasdaq	9221.28	-355.31
TSX	1046.04	-16.817
S&P 500	3225.89	-111.86

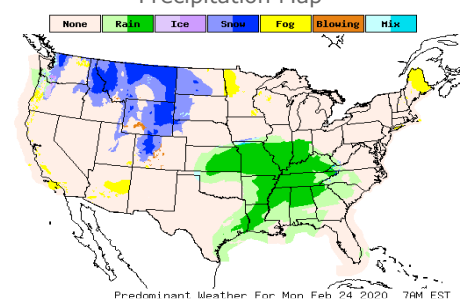
Weather Data

Temperature Map



City	HIGH °F	LOW °F
Calgary	27	14
Conway	28	20
Cushing	48	41
Denver	35	23
Houston	67	59
Mont Belvieu	67	55
Sarnia	37	33
Williston	54	47

Precipitation Map



This report has been prepared by PFL Petroleum Limited personnel for your information only and the views expressed are intended to provide market commentary and are not recommendations. This report is not an offer to sell or a solicitation of any offer to buy any security. The information contained herein has been compiled by PFL from sources believed to be reliable, but no representation or warranty, express or implied, is made by PFL Petroleum Limited, its affiliates or any other person as to its accuracy, completeness or correctness. Copyright 2017 PFL Petroleum Limited. All Rights Reserved