



# MARKET DAILY

<http://www.pflpetroleum.com>  
 1865 Veterans Park Dr. Suite 303  
 Naples, Florida 34109  
 Phone: 239-390-2885  
 Fax: 239-949-0611  
 Feb 28, 2020 6:09 PM

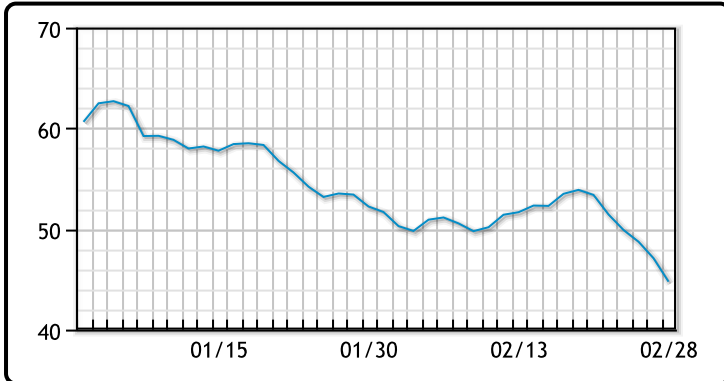
Major Energy Futures		
	Settle	Change
Brent	49.67	-2.06
Gas Oil	441	-23.5
Natural Gas	1.684	-0.085
RBOB	148.28	-4.39
ULSD	147.73	-1.03
WTI	44.76	-2.33

## Market Commentary

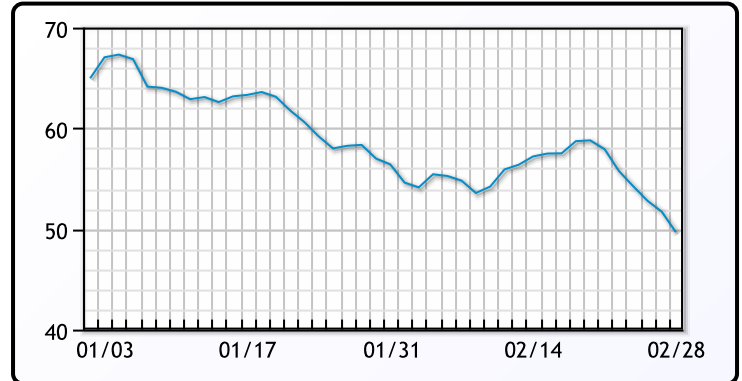
Oil prices had their worst week since the financial crisis as coronavirus concerns ravaged commodity and other financial markets. WTI has now fallen about 16% this week. Brent also crept to 14 month lows as reports of new cases continue to emerge. Even if OPEC cuts production by 600,000 barrels a day, oil prices could remain weak until April, according to Kang Wu, head of Asia analytics at S&P Global Platts. A lot of this current inventory buildup needs to be absorbed in April. Analysts predict if this virus can be contained that demand will surge just as quickly as it dropped, reaching about 75-90% of prior levels. Total US rig count declined by one with oil rigs dropping to 678 and gas rigs remaining flat at 112. WTI traded down \$2.33 or -4.95% to close at \$44.76. Brent traded down \$2.06 or -3.98% to close at \$49.67

## Crude & Product Markets

WTI



BRENT



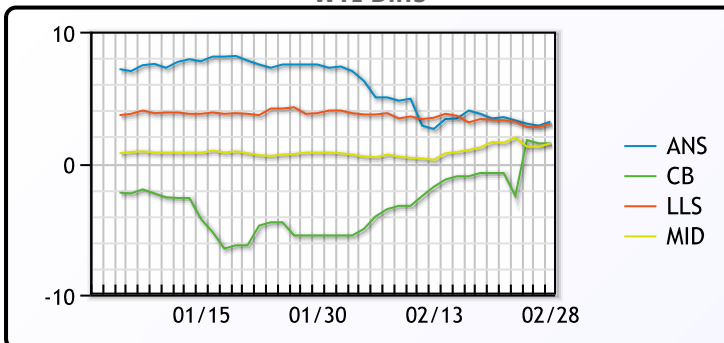
CRUDE

	Last	Week Ago	Month Ago
ANS	47.91	56.7	60.98
CB	46.26	52.55	47.98
LLS	47.76	56.6	57.28
Mid	46.26	54.9	54.28
WTI	44.76	53.3	53.48

PRODUCTS

	Last	Week Ago	Month Ago
Gulf RBOB	135.65	161.37	146.05
Gulf ULSD	142.83	162.9	163.37
NYH RBOB	139.05	164.93	149.67
NYH ULSD	150.06	168.66	171.34
USGC 3%	41.63	45.38	45.38

WTI Diffs



5-3-2 CRACK



**3-2-1 Crack**



**Gulf 3-2-1 Crack**



**NGLs**

**MB**

	Last	Week Ago	Month Ago
Butane	52.25	63.25	81.25
IsoButane	60.25	68.25	85.25
Natural Gasoline	97	115.5	112.75
Propane	39.75	43.25	40.25

**CONWAY**

	Last	Week Ago	Month Ago
Butane	51	60	84
IsoButane	65	69	85.5
Natural Gasoline	90.5	108	112.5
Propane	38	40.625	36.125

**MB NON**

	Last	Week Ago	Month Ago
Butane	54.75	70.25	77.25
IsoButane	60.25	68.25	92.25
Natural Gasoline	91.5	110.5	113.75
Propane	40.25	44.37	34.38

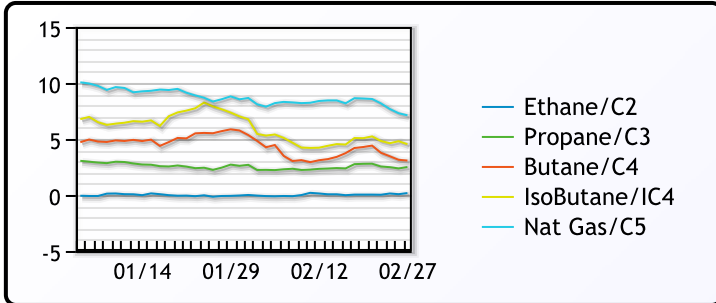
**EDMONTON**

	Last	Week Ago	Month Ago
Propane	27	24.88	30

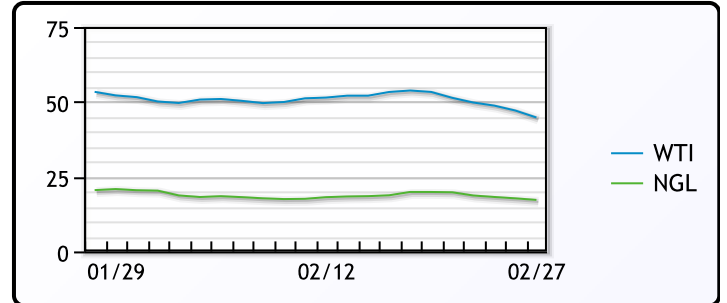
**SARNIA**

	Last	Week Ago	Month Ago
Propane	49.5	53.5	51.75

**FRAC SPREAD**



**WTI vs NGL**



**FX**

	Last	Change
CAD	1.3407	0.0016
DXY	98.127	-0.381
Gold	1585.69	-59.32

**RATES**

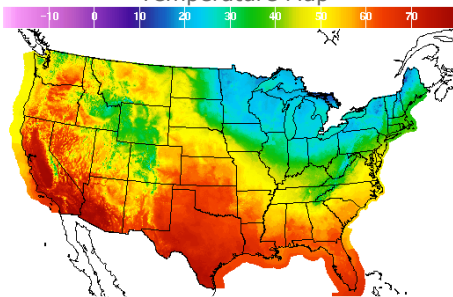
	Last	Change
US 2yr	0.913	-0.1485
US 10yr	1.1486	-0.1121
CAN 10yr	1.132	-0.026

**EQUITIES**

	Last	Change
Nasdaq	8567.367	0.888
TSX	972.15	-25.5808
S&P 500	2954.22	-24.54

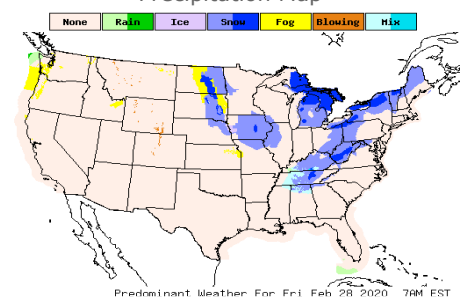
**Weather Data**

**Temperature Map**



City	HIGH °F	LOW °F
Calgary	41	31
Conway	22	17
Cushing	63	47
Denver	55	34
Houston	70	59
Mont Belvieu	70	53
Sarnia	23	18
Williston	46	35

**Precipitation Map**



This report has been prepared by PFL Petroleum Limited personnel for your information only and the views expressed are intended to provide market commentary and are not recommendations. This report is not an offer to sell or a solicitation of any offer to buy any security. The information contained herein has been compiled by PFL from sources believed to be reliable, but no representation or warranty, express or implied, is made by PFL Petroleum Limited, its affiliates or any other person as to its accuracy, completeness or correctness. Copyright 2017 PFL Petroleum Limited. All Rights Reserved