



MARKET DAILY

<http://www.pflpetroleum.com>
 1865 Veterans Park Dr. Suite 303
 Naples, Florida 34109
 Phone: 239-390-2885
 Fax: 239-949-0611
 Feb 21, 2020 5:16 PM

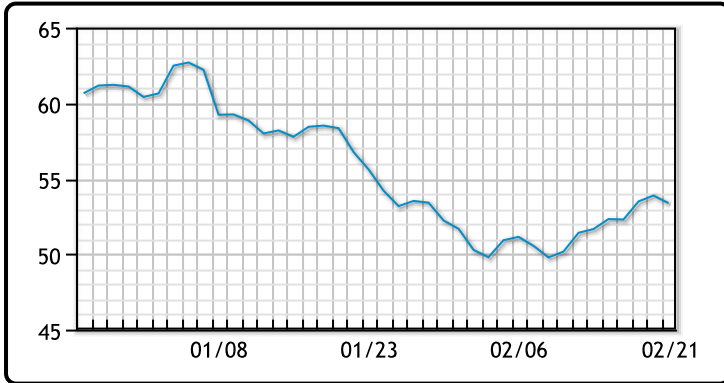
Major Energy Futures		
	Settle	Change
Brent	58.5	-0.86
Gas Oil	508.5	2
Natural Gas	1.905	-0.035
RBOB	165.06	0.64
ULSD	168.66	-0.92
WTI	53.38	-0.42

Market Commentary

Oil and other financial markets slid today on renewed coronavirus fears and its potential effects on crude demand. Analysts reports and forecasts of impacts from the virus have been scattered all over the map with some saying the virus has peaked and others saying it's only just begun. Ole Hansen, head of commodity strategy at Saxo Bank said "it's safe to say that uncertainty (surrounding coronavirus) has returned with a vengeance," He continued, "We have to acknowledge that we're dealing with the biggest demand shock since the financial crisis... Until we see China getting back to work, the virus will be the main focus." Total US rig count rose for a 3rd straight week by 1 to total 791. Oil rigs grew by 1 to 679 while the number of gas rigs remained unchanged at 112. WTI

Crude & Product Markets

WTI



BRENT



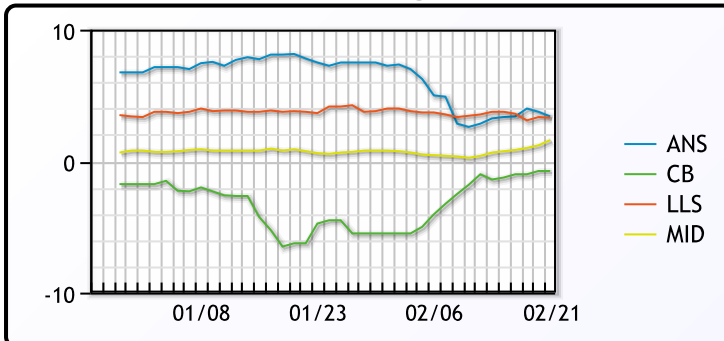
CRUDE

	Last	Week Ago	Month Ago
ANS	56.7	55.4	65.84
CB	52.55	50.8	53.59
LLS	56.6	55.8	61.99
Mid	54.9	52.8	58.94
WTI	53.3	52.05	58.34

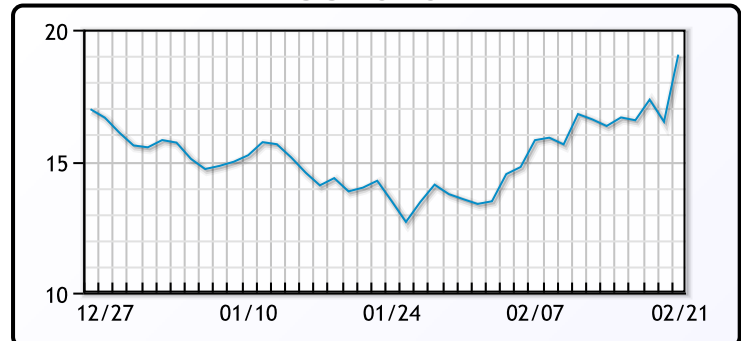
PRODUCTS

	Last	Week Ago	Month Ago
Gulf RBOB	161.37	152.58	159.34
Gulf ULSD	162.9	162.57	174.52
NYH RBOB	164.93	157.58	163.43
NYH ULSD	168.66	169.7	182.42
USGC 3%	45.38	45.88	42.88

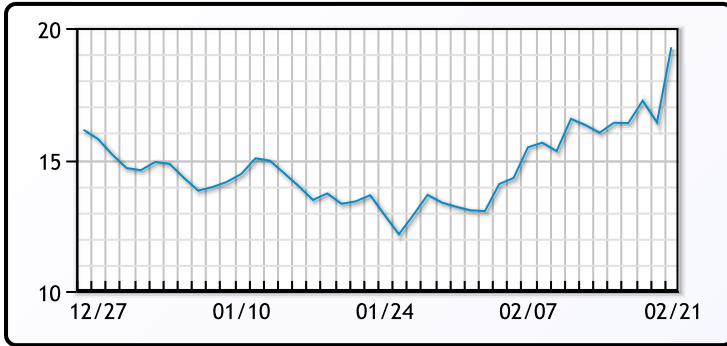
WTI Diffs



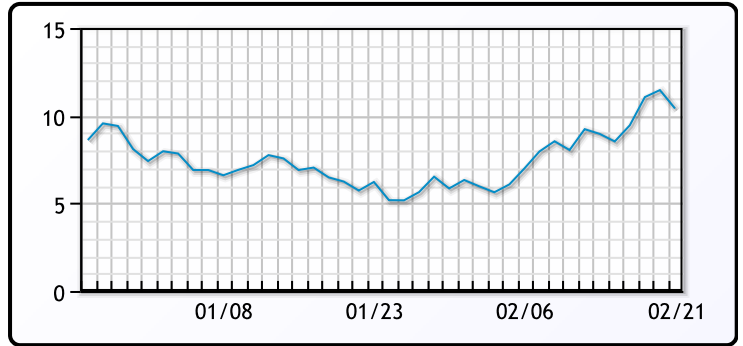
5-3-2 CRACK



3-2-1 Crack



Gulf 3-2-1 Crack



NGLs

MB

	Last	Week Ago	Month Ago
Butane	63.25	56.75	71.5
IsoButane	68.25	63.75	82.5
Natural Gasoline	115.5	113	124.25
Propane	43.25	38.25	42.25

CONWAY

	Last	Week Ago	Month Ago
Butane	60	58	77
IsoButane	69	70	79
Natural Gasoline	108	104	119.5
Propane	40.625	34.25	38.375

MB NON

	Last	Week Ago	Month Ago
Butane	70.25	68.75	71.5
IsoButane	68.25	63.75	88.5
Natural Gasoline	110.5	106.5	122
Propane	44.37	39	39.63

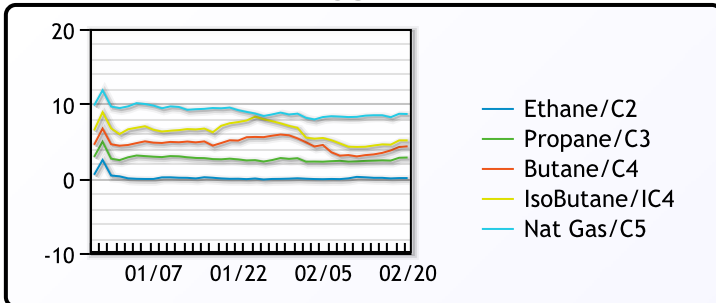
EDMONTON

	Last	Week Ago	Month Ago
Propane	24.88	24.88	34.25

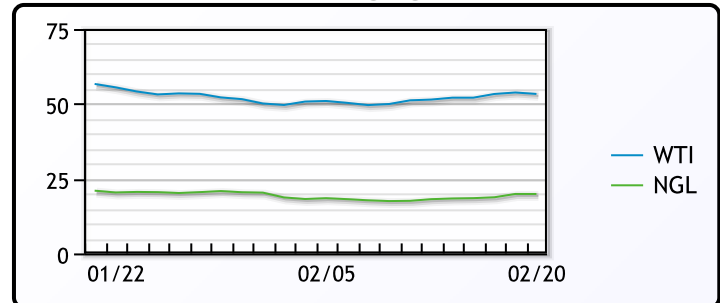
SARNIA

	Last	Week Ago	Month Ago
Propane	53.5	48.5	61.5

FRAC SPREAD



WTI vs NGL



FX

	Last	Change
CAD	1.3225	-0.0034
DXY	99.334	-0.53101
Gold	1643.41	23.85

RATES

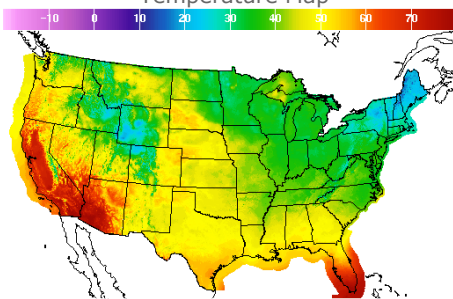
	Last	Change
US 2yr	1.3543	-0.0349
US 10yr	1.4713	-0.0439
CAN 10yr	1.281	-0.027

EQUITIES

	Last	Change
Nasdaq	9576.59	-174.375
TSX	1062.86	-6.432
S&P 500	3337.75	-35.48

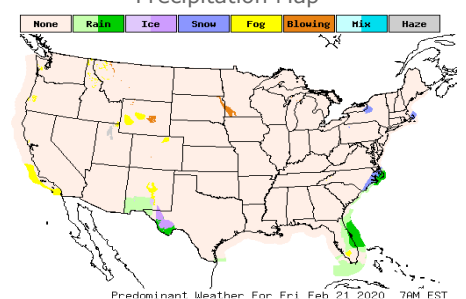
Weather Data

Temperature Map



City	HIGH °F	LOW °F
Calgary	41	27
Conway	34	22
Cushing	47	37
Denver	48	32
Houston	55	47
Mont Belvieu	55	40
Sarnia	34	27
Williston	43	28

Precipitation Map



This report has been prepared by PFL Petroleum Limited personnel for your information only and the views expressed are intended to provide market commentary and are not recommendations. This report is not an offer to sell or a solicitation of any offer to buy any security. The information contained herein has been compiled by PFL from sources believed to be reliable, but no representation or warranty, express or implied, is made by PFL Petroleum Limited, its affiliates or any other person as to its accuracy, completeness or correctness. Copyright 2017 PFL Petroleum Limited. All Rights Reserved